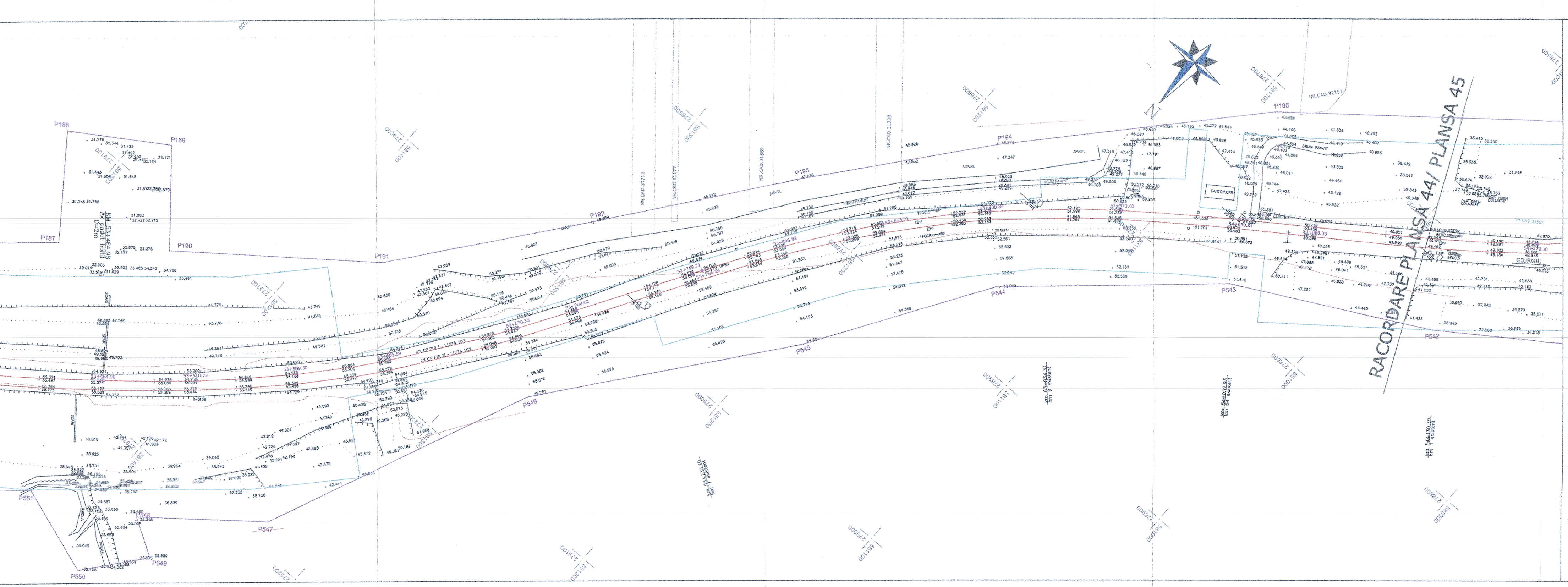
RACORDARE PLANSA 44/ PLANSA 45
N
GIURGIU
KM 53+464.98
Ax podet boltit
D=2m
P186
P187
P188
P189
P190
P191
P192
P193
P194
P195
P542
P543
P544
P545
P546
P547
P548
P549
P550
P551
53+464.98
53+510.23
53+559.50
53+605.58
54+176.10
CANTON CFR
SCARI
NR.CAD.31367

LEGENDA/LEGEND

B1 / 95.218	BORNA RETEA DE INDESIRE/ BENCHMARK OF THE SECONDARY NETWORK
501 / 95.218	REPER DE NIVELMENT DE BAZA/ REFERENCE BASE LEVEL
501 / 95.218	REPER DE NIVELMENT TEHNIC/ REFERENCE TECHNICAL LEVEL
km 3 / 3,5	BORNA KILOMETRICA-HECTOMETRICA/ KILOMETRIC-HECTOMETRIC BENCHMARK
Bz	BORNA ZONA CF/ BENCHMARK OF THE RAILWAY AREA
☐ K	BORNA CABLU/ CABLE BENCHMARK
☐ Fo	BORNA FIBRA OPTICA/ OPTICAL FIBER BENCHMARK
☐ MF	MUFA CABLU/ CABLE BOX
☐	CUTIE CABLU/ CABLE BOX
C.cv.	COLOANA CONVORBIRE/ CONVERSATION COLUMN
	MARCA DE SIGURANTA/ SAFETY MARK
	SEMNAL LUMINOS PE STALP/ LIGHT SIGNAL ON POLE
	SEMNAL LUMINOS PITIC/ SMALL TRAFFIC LIGHTER
	AVERTIZOR PENTRU TRECERE LA NIVEL/ WARNING DEVICE FOR LEVEL CROSSING
	BARIERA/ RAILWAY GATE
	CRUCE/ CROSS
	CUTIE DIN FONTA GAZE/ GAS FONT BOX
Ⓣ	CAMIN DE VIZITARE TELEFON/ PHONE MANHOLE
©	CAMIN DE VIZITARE CANAL/ SEWERAGE MANHOLE
	GURA DE AERISIRE CANALIZARE/ MOUTH VENTING SEWAGE
Ⓐ	CAMIN DE VIZITARE APA/ WATER MANHOLE
○g	MARTOR GAZE/ GAS TELLTALE
	PANOU ELECTRIC/ ELECTRIC PANEL
	HIDRANT/ HYDRANT
	GEIGER/ GEIGER
⊙	FANTANA/ FOUNTAIN
	CISMEA/ DRINKING FOUNTAIN
	POM/ TREE
	STALP POARTA/ GATE POLE
	OPRITOR CF/ CATCHER OF RAILWAY LINE
JIL	JOANTA IZOLATA DE LEGATURA/ INSULATING JOINT
49/65	SCHIMBARE TIP SINA DE CALE FERATA/ RAIL TYPE CHANGE
trav beton/lemn	SCHIMBARE TIP DE TRAVERSE/ SLEEPER TYPE CHANGE
CED	DULAP CENTRALIZARE ELECTRODINAMICA/ SWITCH ELECTRODINAMIC CENTRALIZATION
	TRANSFORMATOR ELECTRIC PE STALP/ POLE ELECTRICAL TRANSFORMER
	INDICATOR/ ROAD SIGN
76.658	PUNCT RADIAT/ RADIATED POINT
67+251.00	PICHET/ STAKE
NR 7/8 TIP49; 1:9; NR 6 TIP49; NR 6 TIP49	SCHIMBATORE DE CALE/ SWITCH
○	STALP DIN LEMN/ WOOD POLE
◐	STALP DIN BETON/ CONCRETE POLE
●	STALP DIN METAL/ METAL POLE
	LAMPADAR PE ALEI/ LAMPADAR ON SIDE STRET
☐	STALP INALTA TENSIUNE/ POWER-LINE TOWER
◐ SE 120	STALP ELECTRIC DIN BETON/ CONCRETE ELECTRIC POLE
■ SE 120	STALP ELECTRIC DIN METAL/ METALLIC ELECTRIC POLE
	STALP DIFUZOR/ LOUD-SPEAKER POLE
	SUSTINERE LINIE DE CONTACT/ CONTACT WIRE
	ANCORA SUSTINERE STALP/ POLE ANCHOR
	LIMITA ZONA CFR INTABULATA/ LIMITED CFR AREA INCLUDED
	LIMITA UAT/ UAT LIMIT
	SUPRAFATA NECESARA PROIECTULUI/ NECESSARY PROJECT SURFACE
	CADSTRE VECINE/ NEIGHBORHOOD
	AX CF/ RAILWAY LINE AXE
	TALUZ SUS/ SOIL SLOPE UP
	TALUZ JOS/ SOIL SLOPE DOWN
	SANT DE SCURGERE A APELOR SUS/ DRAIN DITCH UP
	SANT DE SCURGERE A APELOR JOS/ DRAIN DITCH DOWN
	GARD DIN BETON/ CONCRETE FENCE
	GARD DIN LEMN/ WOOD FENCE
	GARD DIN METAL/ METAL FENCE
	GARD DIN PLASA/ CHAIN-LINK FENCE
×—×—×—×	GARD DIN SARMA/ BARBED WIRE FENCE
	GARD VIU-LIMITA PADURE/ GREEN FENCE-FOREST LIMIT
	ZID SUS/ UP WALL
	ZID JOS/ DOWN WALL
	RIGOLA/ CREVICE
	RAU/ RIVER

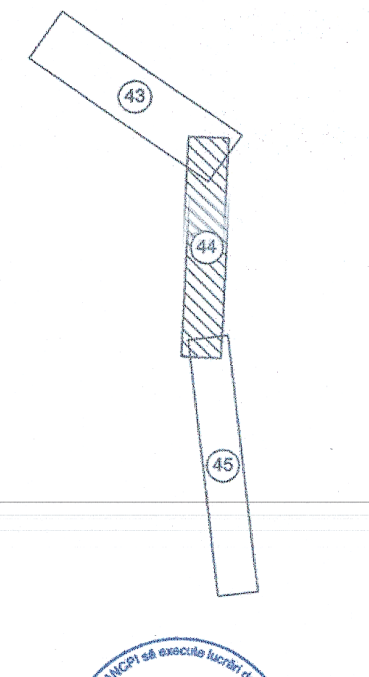

CERTIFICAT DE AUTORIZARE Seria RO-B-J Nr. 0684 S.C. VIO - TOP S.R.L. CLASA II

CERTIFICAT DE AUTORIZARE Seria RO-B-F, Nr 1650 Maria Gina UNGUREANU CATEGORIA A

NOTA: SISTEM DE PROIECTIE STEREOGRAFIC 1970
SISTEM DE REFERINŢĂ PENTRU COTE "0" MAREA NEAGRĂ 1975

NOTE: STEREOGRAPHIC PROJECT SYSTEM 1970
REFERENCE SYSTEM FOR QUOTES "0" BLACK SEA 1975

CENTRUL NAȚIONAL DE CARTOGRAFIE
Prezentul document este însoțit de procesul-verbal de recepție
Nr. 3 data 30.03.2018
Margarita DOGARU - Coordonator comisie recepție C.N.C.

PROIECT FINANŢAT DE UNIUNEA EUROPEANĂ
EUROPEAN UNION FINANCED PROJECT
UNIUNEA EUROPEANĂ

GUVERNUL ROMÂNIEI
GOVERNMENT OF ROMANIA

Instrumente Structurale 2014-2020

BENEFICIAR BENEFICIARY: COMPANIA NAȚIONALĂ DE CĂI FERATE "C.F.R." S.A.
ROMANIAN RAILWAY NATIONAL COMPANY

PROIECTANT/ DESIGNER: ASOCIEREA/ JOINT VENTURE:	J40/9877/2001 & acciona Ingeniería J40/20534/2004		DENUMIRE PROIECT/ DENUMIRE LUCRARE: PROJECT TITLE/ WORKS TITLE:	"MODERNIZAREA LINIEI CF BUCUREȘTI NORD-JILAVA-GIURGIU NORD-GIURGIU NORD FRONTIERĂ" Lot 2 - MODERNIZAREA INFRASTRUCTURII DE CALE FERATA INTRE STATIILE CF BUCURESTI NORD - GIURGIU NORD - GIURGIU FRONTIERA "MODERNIZATION OF THE RAILWAY LINE BUCHAREST NORTH JILAVA - GIURGIU NORTH - GIURGIU NORTH BORDER" LOT 2 - MODERNIZATION OF RAILWAY INFRASTRUCTURE BETWEEN RAILWAY STATIONS BUCHAREST NORD-GIURGIU NORTH-GIURGIU BORDER
SUBCONTRACTANT/ SUBCONTRACTOR:	S.C. VIOTOP SRL J/40/4967/1999			
	NUME/NAME	SEMNATURA/ SIGNATURE	SPECIALITATE/ SPECIALITY	STUDIU TOPOGRAFIC TOPOGRAPHICAL STUDY
PROIECTANT/ DESIGNER	Ing. R. BURCEA			
EXPERT CHEIE/ KEY EXPERT	Ing. G.UNGUREANU		DENUMIRE PLAN/ DRAWING TITLE	PLAN DE SITUATIE/ LAYOUT PLAN INTERVAL CF TABANU-DAIA/ TABANU-DAIA SECTION
MP/PM	Ing. G.UNGUREANU			
DATA/DATE: 01.2018	SCARA/SCALE: 1:1000		EXEMPLAR NR./ EXEMPLARY NO. 1	COD PLAN/CODIFICATION SYSTEM: ST 207 Lot 2 27 ST 44 00

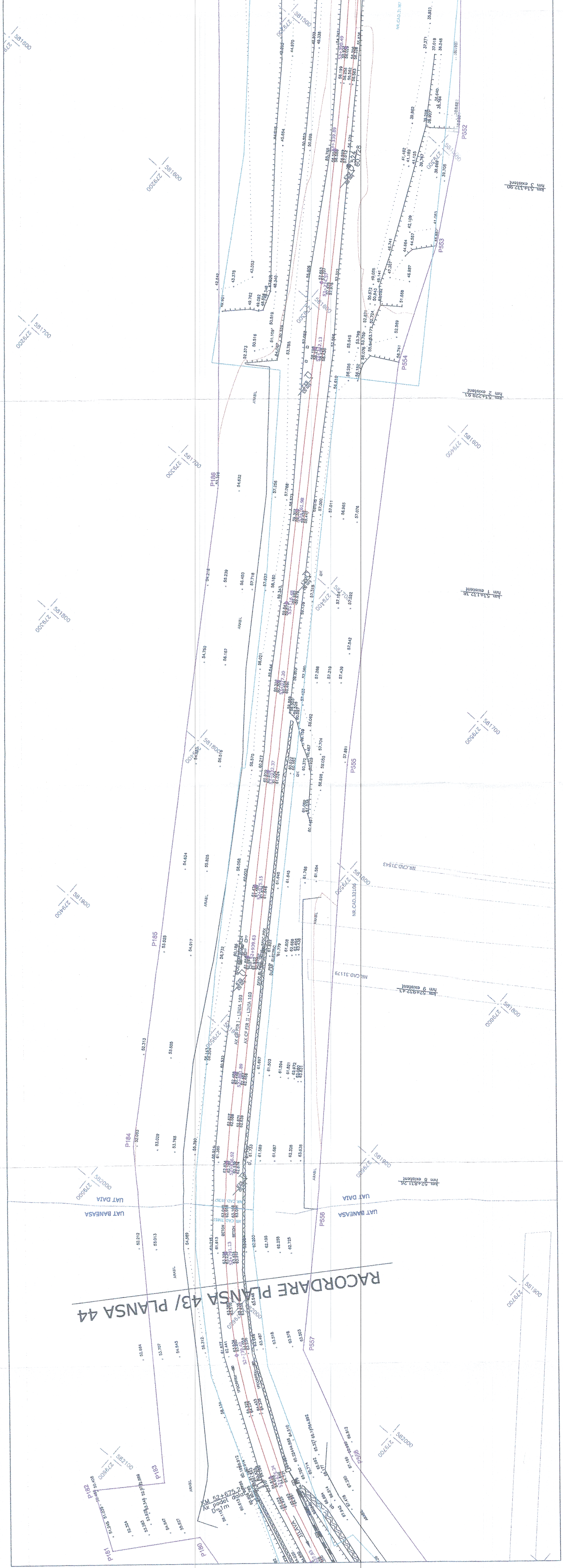
RACORDARE PLANSA 43/ PLANSA 44
UAT DAIA
UAT BANEASA
KM 52+675.2
Ax podet dalat
D=1m
AX CF FIR I - LINIA 103
AX CF FIR II - LINIA 103
NR.CAD.31543
NR.CAD.32106
NR.CAD.31179
ARABIL
BETON
P180
P181
P182
P183
P184
P185
P186
P552
P553
P554
P555
P556
P557
P558
hm 1 existent
hm 2 existent
hm 3 existent
hm 9 existent
hm 8 existent