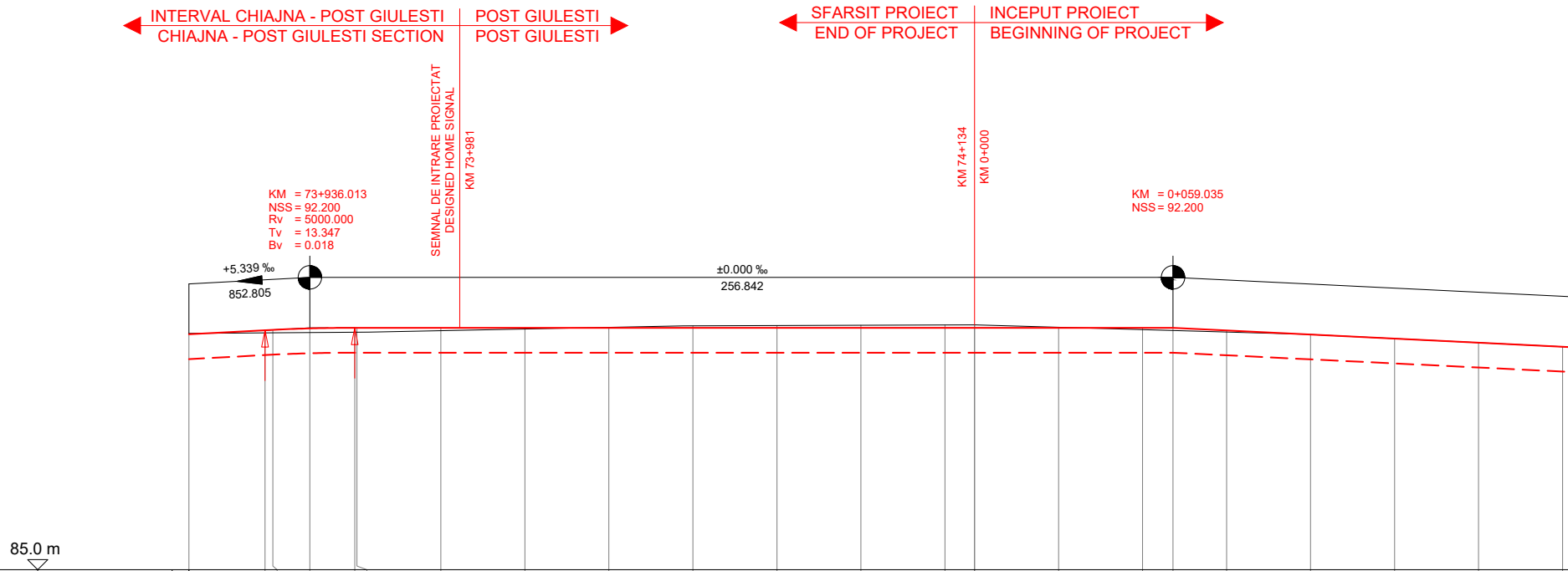
INTERVAL CHIAJNA - POST GIULESTI
CHIAJNA - POST GIULESTI SECTION
POST GIULESTI
POST GIULESTI
SFARSIT PROIECT
END OF PROJECT
INCEPUT PROIECT
BEGINNING OF PROJECT
SEMNAL DE INTRARE PROIECTAT
DESIGNED HOME SIGNAL
KM 73+981
KM 74+134
KM 0+000
KM = 73+936.013
NSS = 92.200
Rv = 5000.000
Tv = 13.347
Bv = 0.018
KM = 0+059.035
NSS = 92.200
+5.339 ‰
852.805
±0.000 ‰
256.842
85.0 m

Nivel superior sina proiectat (in curbe pe firul interior)	Designed top of rail level (in curves on inner rail)	92.008	92.129	92.141	92.182	92.200	92.200	92.200	92.200	92.200	92.200	92.200
Nivel platforma proiectat	Designed subgrade level	91.268	91.389	91.401	91.442	91.460	91.460	91.460	91.460	91.460	91.460	91.460
Nivel superior sina existent sau nivel teren existent	Existing top of rail level or existing ground level	92.032	92.051	92.052	92.061	92.071	92.071	92.116	92.165	92.214	92.258	92.267
Diferente pe verticala (m) intre NSS proiectat si NSS existent	Vertical differences (m) between designed TOR and existing TOR	-0.024	0.078	0.088	0.122	0.129	0.129	0.084	0.035	-0.014	-0.058	-0.067
Kilometraj	Chainage	900.000	922.666	925.000	936.013	949.360	950.000	975.000	0.000	25.000	50.000	75.000

Nivel superior sina proiectat (in curbe pe firul interior)	Designed top of rail level (in curves on inner rail)	92.200	92.200	92.200	92.200	92.200	92.200	92.123	92.001	91.880	91.758	91.637
Nivel platforma proiectat	Designed subgrade level	91.460	91.460	91.460	91.460	91.460	91.460	91.383	91.261	91.140	91.018	90.897
Nivel superior sina existent sau nivel teren existent	Existing top of rail level or existing ground level	92.276	92.285	92.288	92.217	92.146	92.121	92.075	92.001	91.880	91.758	91.637
Diferente pe verticala (m) intre NSS proiectat si NSS existent	Vertical differences (m) between designed TOR and existing TOR	-0.076	-0.085	-0.088	-0.017	0.054	0.079	0.047	0.000	0.000	0.000	0.000
Kilometraj	Chainage	100.000	125.000	133.820 0.000	25.000	50.000	59.035	75.000	100.000	125.000	150.000	175.000

73+900 74+000 74+100 0+000 0+100

Diagrama curburii
Scara: 1000/R [cm]

Diagrama suprainaltarii
Scara: 0.1 x h [mm]
Sina stanga — — —
Sina dreapta ———

Diagrama vitezei
Scara: 0.05 x km/h [mm]
Vmax ———

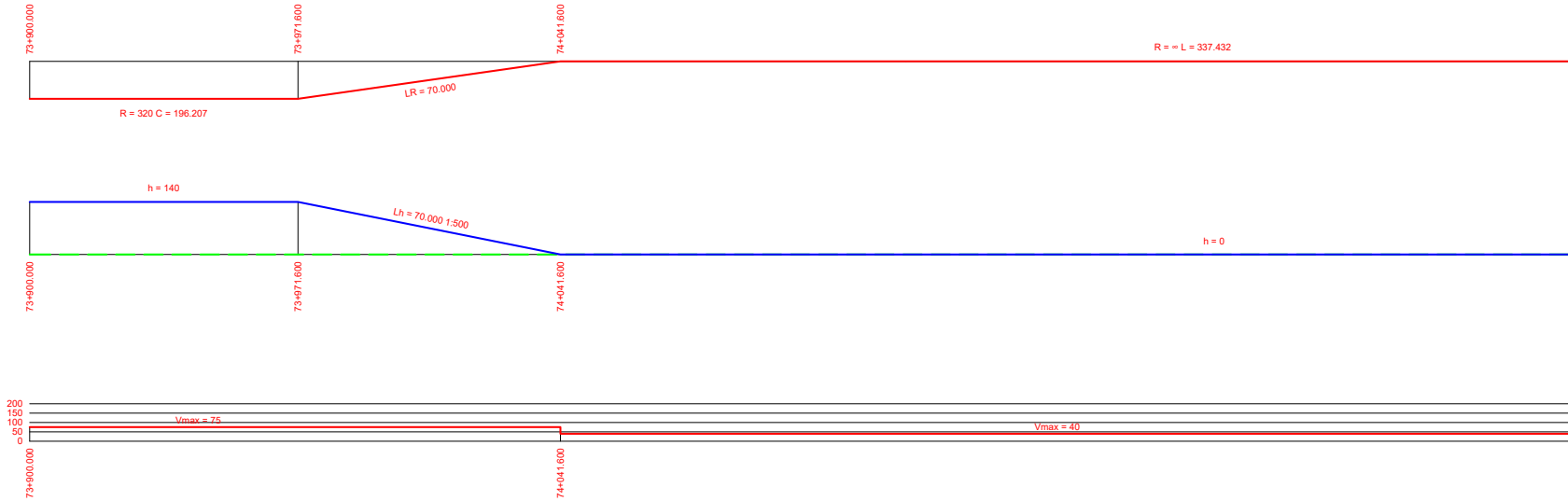
73+900.000
73+971.600
74+041.600
R = 320 C = 196.207
LR = 70.000
R = ∞ L = 337.432
h = 140
Lh = 70.000 1:500
h = 0
200
150
100
50
0
Vmax = 75
Vmax = 40

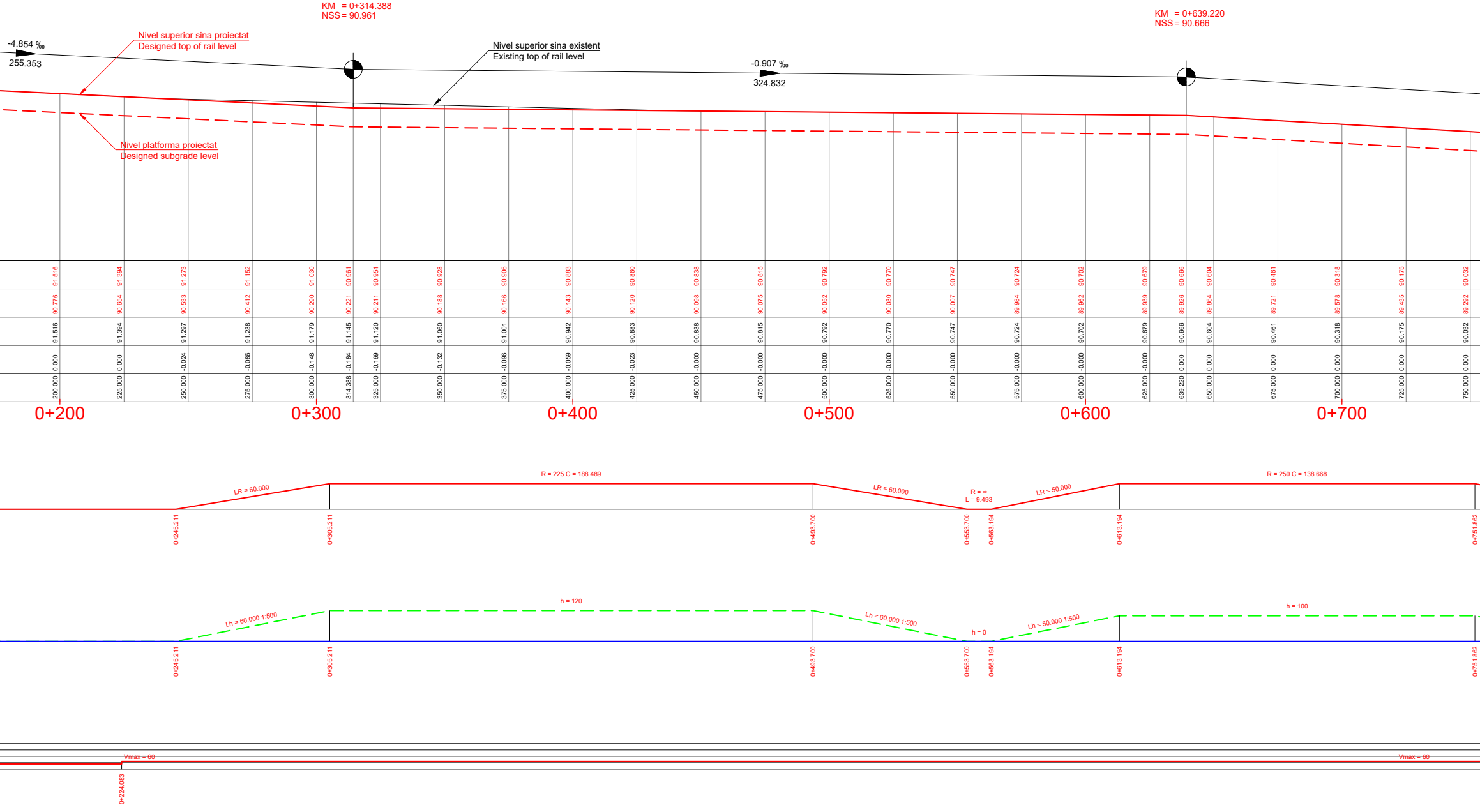
KM = 0+314.388
NSS = 90.961
KM = 0+639.220
NSS = 90.666
-4.854 ‰
255.353
Nivel superior sina proiectat
Designed top of rail level
Nivel superior sina existent
Existing top of rail level
-0.907 ‰
324.832
Nivel platforma proiectat
Designed subgrade level
0+200
0+300
0+400
0+500
0+600
0+700
LR = 60.000
R = 225 C = 188.489
LR = 60.000
R = ∞
L = 9.493
LR = 50.000
R = 250 C = 138.668
0+245.211
0+305.211
0+493.700
0+553.700
0+563.194
0+613.194
0+751.862
Lh = 60.000 1:500
h = 120
Lh = 60.000 1:500
h = 0
Lh = 50.000 1:500
h = 100
0+245.211
0+305.211
0+493.700
0+553.700
0+563.194
0+613.194
0+751.862
Vmax = 60
0+224.083
Vmax = 60

91.516	91.394	91.273	91.152	91.030	90.961	90.951	90.928	90.906	90.883	90.860	90.838	90.815	90.792	90.770	90.747	90.724	90.702	90.679	90.666	90.604	90.461	90.318	90.175	90.032
90.776	90.654	90.533	90.412	90.290	90.221	90.211	90.188	90.166	90.143	90.120	90.098	90.075	90.052	90.030	90.007	89.984	89.962	89.939	89.926	89.864	89.721	89.578	89.435	89.292
91.516	91.394	91.297	91.238	91.179	91.145	91.120	91.060	91.001	90.942	90.883	90.838	90.815	90.792	90.770	90.747	90.724	90.702	90.679	90.666	90.604	90.461	90.318	90.175	90.032
0.000	0.000	-0.024	-0.086	-0.148	-0.184	-0.169	-0.132	-0.096	-0.059	-0.023	-0.000	-0.000	-0.000	-0.000	-0.000	-0.000	-0.000	-0.000	0.000	0.000	0.000	0.000	0.000	0.000
200.000	225.000	250.000	275.000	300.000	314.388	325.000	350.000	375.000	400.000	425.000	450.000	475.000	500.000	525.000	550.000	575.000	600.000	625.000	639.220	650.000	675.000	700.000	725.000	750.000

Pod de incrucisare
Grade-separated crossing bridge
km ex. 0+381 Chitila
km pr. 1+124

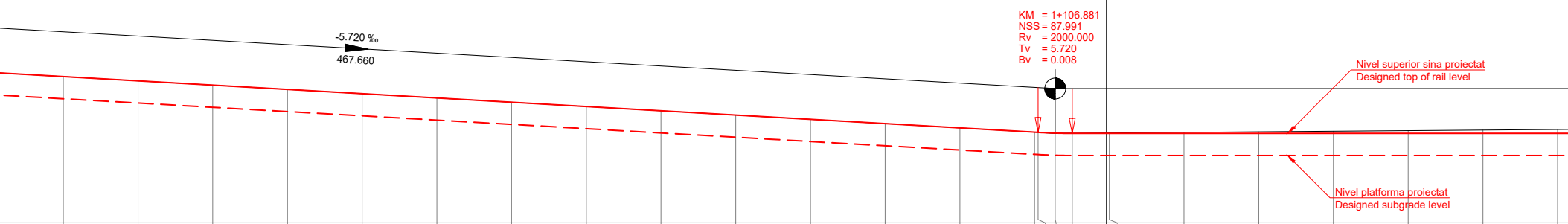
-5.720 ‰
467.660
KM = 1+106.881
NSS = 87.991
Rv = 2000.000
Tv = 5.720
Bv = 0.008
Nivel superior sina proiectat
Designed top of rail level
Nivel platforma proiectat
Designed subgrade level

89.889	89.746	89.603	89.460	89.317	89.174	89.031	88.888	88.745	88.602	88.459	88.316	88.173	88.030	88.024	87.999	87.991	87.991	87.991	87.991	87.991	87.991	87.991	87.991	87.991
89.149	89.006	88.863	88.720	88.577	88.434	88.291	88.148	88.005	87.862	87.719	87.576	87.433	87.290	87.284	87.259	87.251	87.251	87.251	87.251	87.251	87.251	87.251	87.251	87.251
89.889	89.746	89.603	89.460	89.317	89.174	89.031	88.888	88.745	88.602	88.459	88.316	88.173	88.030	88.024	87.991	87.995	88.004	88.005	88.024	88.044	88.063	88.082	88.102	88.121
0.000	0.000	0.000	0.000	0.000	0.000	0.000	0.000	0.000	0.000	0.000	0.000	0.000	0.000	0.000	0.008	-0.004	-0.013	-0.014	-0.033	-0.053	-0.072	-0.091	-0.111	-0.130
775.000	800.000	825.000	850.000	875.000	900.000	925.000	950.000	975.000	0.000	25.000	50.000	75.000	100.000	101.161	106.881	112.601	124.050	125.000	150.000	175.000	200.000	225.000	250.000	275.000

0+800 0+900 1+000 1+100 1+200

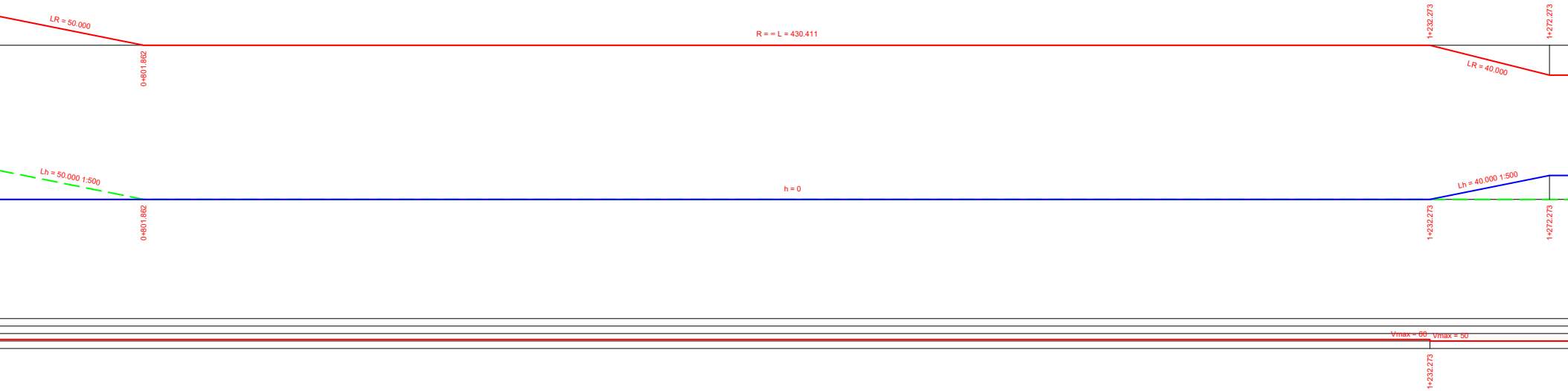
LR = 50.000
0+801.862
R = ∞ L = 430.411
1+232.273
1+272.273
LR = 40.000
Lh = 50.000 1:500
0+801.862
h = 0
Lh = 40.000 1:500
1+232.273
1+272.273
Vmax = 60
Vmax = 50
1+232.273

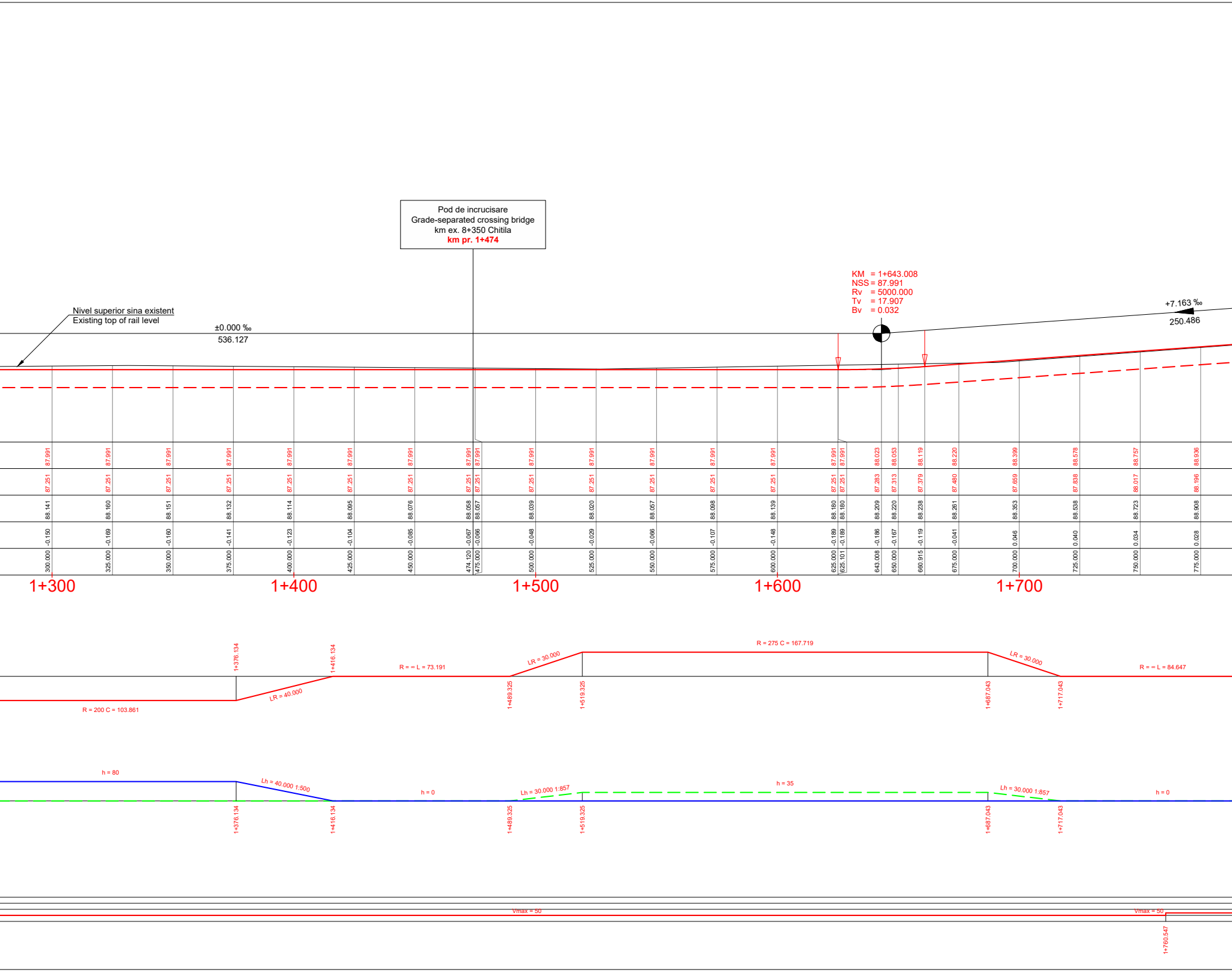
Pod de incrucisare
Grade-separated crossing bridge
km ex. 8+350 Chitila
km pr. 1+474
Nivel superior sina existent
Existing top of rail level
±0.000 ‰
536.127
KM = 1+643.008
NSS = 87.991
Rv = 5000.000
Tv = 17.907
Bv = 0.032
+7.163 ‰
250.486
1+300
1+400
1+500
1+600
1+700
R = 200 C = 103.861
1+376.134
LR = 40.000
1+416.134
R = ∞ L = 73.191
1+489.325
LR = 30.000
1+519.325
R = 275 C = 167.719
1+687.043
LR = 30.000
1+717.043
R = ∞ L = 84.647
h = 80
Lh = 40.000 1:500
h = 0
Lh = 30.000 1:857
h = 35
Lh = 30.000 1:857
h = 0
1+376.134
1+416.134
1+489.325
1+519.325
1+687.043
1+717.043
Vmax = 50
Vmax = 50
1+760.547

87.991	87.991	87.991	87.991	87.991	87.991	87.991	87.991	87.991	87.991	87.991	87.991	87.991	87.991	87.991	87.991	88.023	88.053	88.119	88.220	88.399	88.578	88.757	88.936
87.251	87.251	87.251	87.251	87.251	87.251	87.251	87.251	87.251	87.251	87.251	87.251	87.251	87.251	87.251	87.251	87.283	87.313	87.379	87.480	87.659	87.838	88.017	88.196
88.141	88.160	88.151	88.132	88.114	88.095	88.076	88.058	88.057	88.039	88.020	88.057	88.098	88.139	88.180	88.180	88.209	88.220	88.238	88.261	88.353	88.538	88.723	88.908
-0.150	-0.169	-0.160	-0.141	-0.123	-0.104	-0.085	-0.067	-0.066	-0.048	-0.029	-0.066	-0.107	-0.148	-0.189	-0.189	-0.186	-0.167	-0.119	-0.041	0.046	0.040	0.034	0.028
300.000	325.000	350.000	375.000	400.000	425.000	450.000	474.120	475.000	500.000	525.000	550.000	575.000	600.000	625.000	625.101	643.008	650.000	660.915	675.000	700.000	725.000	750.000	775.000

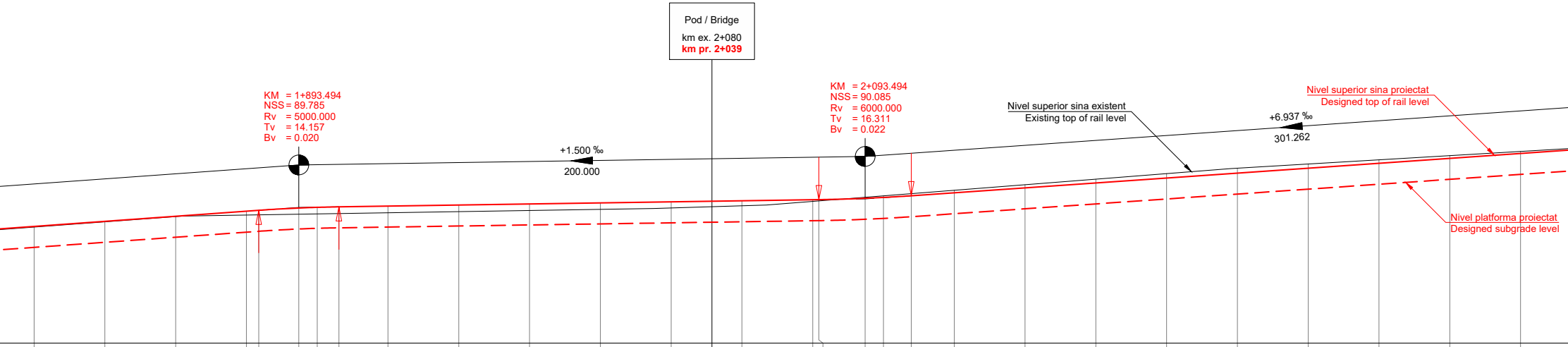
Pod / Bridge
km ex. 2+080
km pr. 2+039
KM = 1+893.494
NSS = 89.785
Rv = 5000.000
Tv = 14.157
Bv = 0.020
+1.500 ‰
200.000
KM = 2+093.494
NSS = 90.085
Rv = 6000.000
Tv = 16.311
Bv = 0.022
Nivel superior sina existent
Existing top of rail level
+6.937 ‰
301.262
Nivel superior sina proiectat
Designed top of rail level
Nivel platforma proiectat
Designed subgrade level

89.116	89.295	89.474	89.653	89.684	89.765	89.789	89.806	89.832	89.870
88.376	88.555	88.734	88.913	88.944	89.025	89.049	89.066	89.092	89.130
89.093	89.278	89.463	89.518	89.525	89.548	89.558	89.570	89.598	89.638
0.022	0.016	0.010	0.134	0.159	0.217	0.231	0.236	0.234	0.232
800.000	825.000	850.000	875.000	879.337	893.494	900.000	907.651	925.000	950.000

89.907	89.945	89.982	90.004	90.020	90.057	90.061	90.107	90.138	90.198
89.167	89.205	89.242	89.264	89.280	89.317	89.321	89.367	89.398	89.458
89.678	89.718	89.767	89.811	89.843	89.998	90.015	90.143	90.194	90.271
0.229	0.227	0.215	0.193	0.177	0.060	0.046	-0.036	-0.056	-0.073
975.000	0.000	25.000	39.423	50.000	75.000	77.183	93.494	100.000	109.805

90.304	90.477	90.651	90.824	90.997	91.171	91.344	91.518	91.691
89.564	89.737	89.911	90.084	90.257	90.431	90.604	90.778	90.951
90.390	90.587	90.783	90.979	91.171	91.319	91.467	91.615	91.763
-0.087	-0.110	-0.132	-0.155	-0.174	-0.148	-0.123	-0.097	-0.071
125.000	150.000	175.000	200.000	225.000	250.000	275.000	300.000	325.000

1+800 1+900 2+000 2+100 2+200 2+300

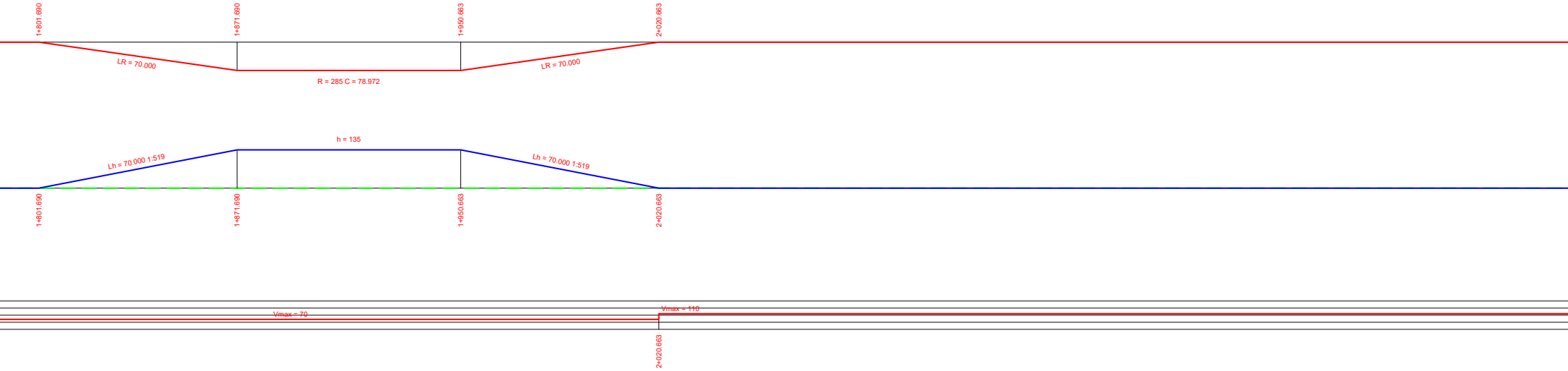
1+801.690
1+871.690
1+950.663
2+020.663
LR = 70.000
R = 285 C = 78.972
LR = 70.000
h = 135
Lh = 70.000 1:519
Lh = 70.000 1:519
1+801.690
1+871.690
1+950.663
2+020.663
Vmax = 70
Vmax = 110
2+020.663

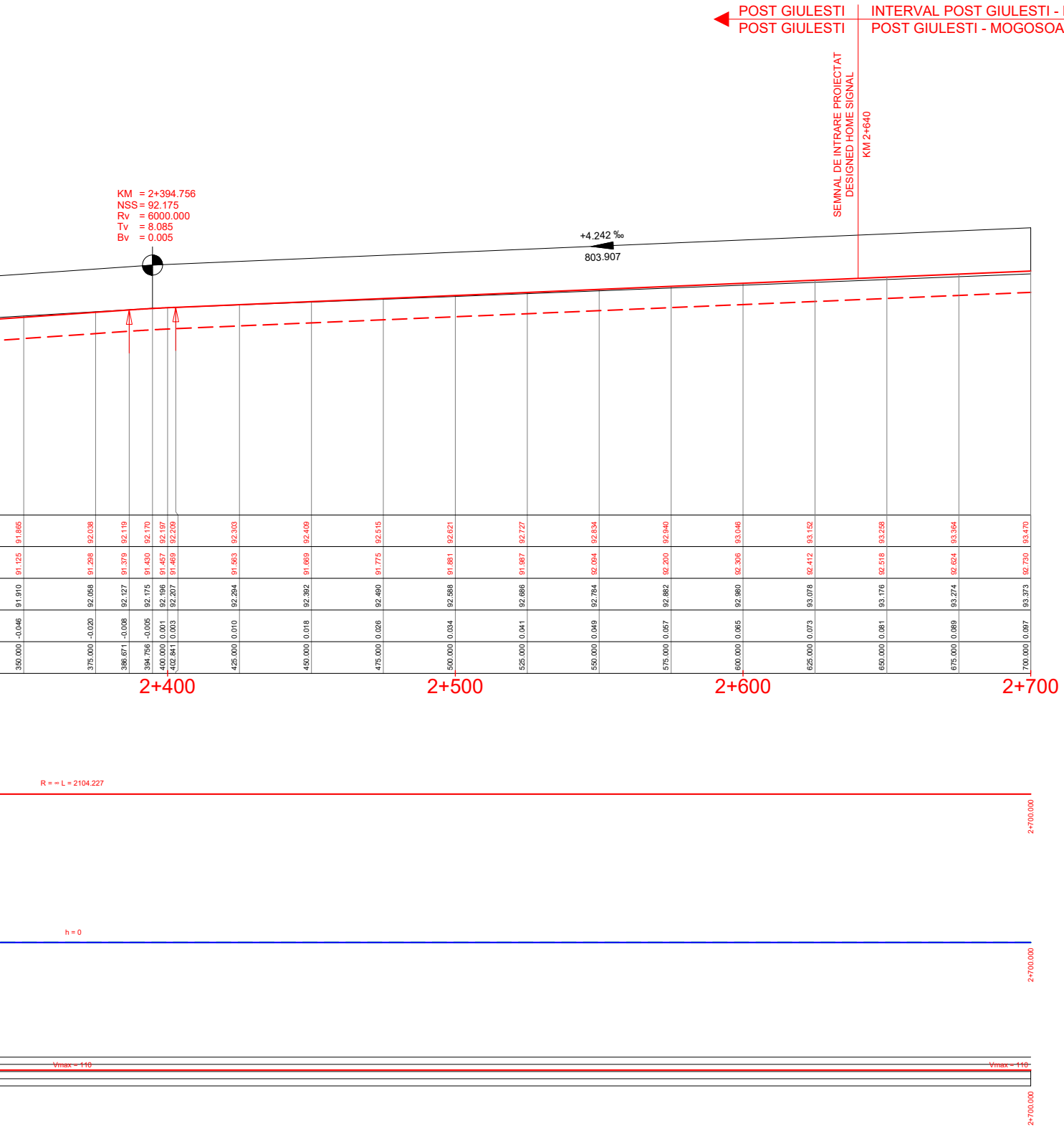
POST GIULESTI
POST GIULESTI
INTERVAL POST GIULESTI - MOGOSOAIA
POST GIULESTI - MOGOSOAIA SECTION
SEMNAL DE INTRARE PROIECTAT
DESIGNED HOME SIGNAL
KM 2+640
KM = 2+394.756
NSS = 92.175
Rv = 6000.000
Tv = 8.085
Bv = 0.005
+4.242 ‰
803.907
2+400
2+500
2+600
2+700
R = ∞ L = 2104.227
2+700.000
h = 0
2+700.000
Vmax = 110
Vmax = 110
2+700.000

91.865	92.038	92.119	92.170	92.197	92.209	92.303	92.409	92.515	92.621	92.727	92.834	92.940	93.046	93.152	93.258	93.364	93.470
91.125	91.298	91.379	91.430	91.457	91.469	91.563	91.669	91.775	91.881	91.987	92.094	92.200	92.306	92.412	92.518	92.624	92.730
91.910	92.058	92.127	92.175	92.196	92.207	92.294	92.392	92.490	92.588	92.686	92.784	92.882	92.980	93.078	93.176	93.274	93.373
-0.046	-0.020	-0.008	-0.005	0.001	0.003	0.010	0.018	0.026	0.034	0.041	0.049	0.057	0.065	0.073	0.081	0.089	0.097
350.000	375.000	386.671	394.756	400.000	402.841	425.000	450.000	475.000	500.000	525.000	550.000	575.000	600.000	625.000	650.000	675.000	700.000

ENTITATE CONTRACTANTA
CONTRACTING ENTITY

C.N.C.F. "C.F.R." - S.A.

CONTRACTANT
CONTRACTOR

Asocierea S.C. ISPCF S.A. - S.C. BAICONS IMPEX SRL

	Nume *Name*	Data *Date*	Semnatura *Signature*
Şef Proiect *Project Manager*	Viorel Gorgonetu	11.2024	
Verificat *Checked*	Ioana Crăciun	11.2024	
Proiectat *Designed*	Radu Crăciun	11.2024	

”Modernizarea liniilor şi instalaţiilor din
Complexul Feroviar Bucureşti”
Studiu de fezabilitate

”Modernization lines and installations in the
Bucharest Railway Complex
Feasibility Study

Proiect */ Project*
38 / 2022

Faza */ Phase*
S.F.
F.S.

Denumire */ Title*

Profil longitudinal Firul I
Longitudinal profile Track I
km 0+000.00 - km 2+700.00 ; km 73+900.00 - km 74+133.82

Scara */ Scale*
1:1000
1:100

Codificare / Codification System

COBU SF CFT DPL 00 00 001 R00

Istoricul reviziilor / Revision History

Rev.	Data/Date	Descriere Modificare / Modification description
1		
2		
3		
4		