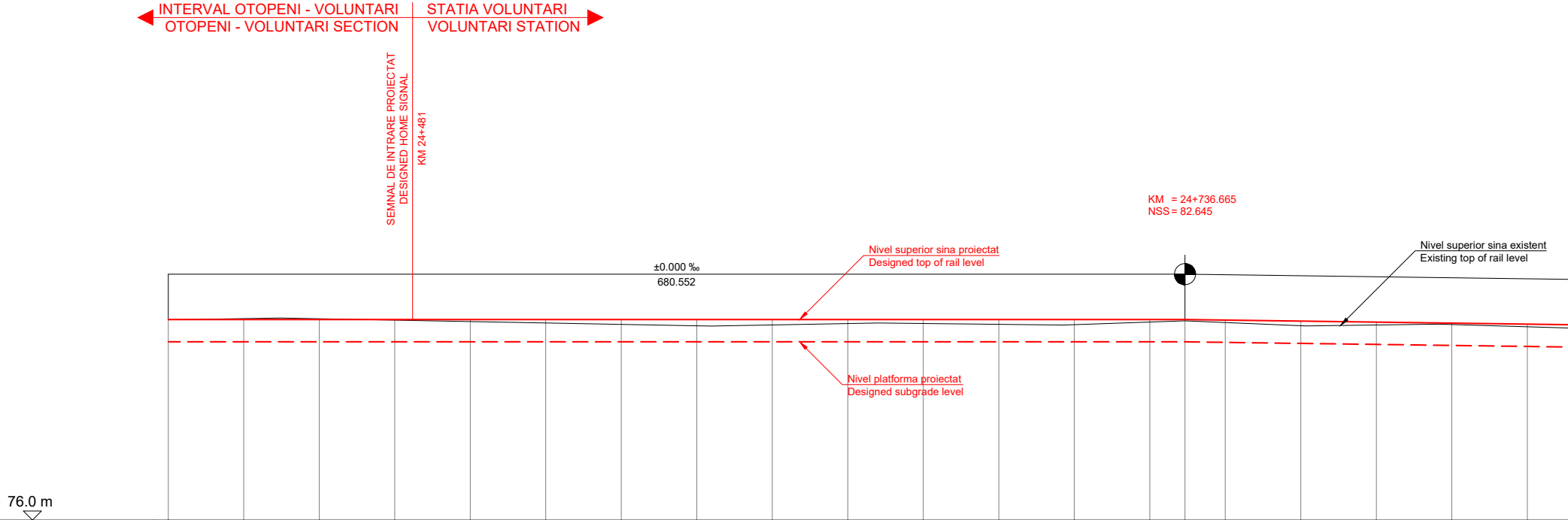
INTERVAL OTOPENI - VOLUNTARI
OTOPENI - VOLUNTARI SECTION
STATIA VOLUNTARI
VOLUNTARI STATION
SEMNAL DE INTRARE PROIECTAT
DESIGNED HOME SIGNAL
KM 24+481
KM = 24+736.665
NSS = 82.645
±0.000 ‰
680.552
Nivel superior sina proiectat
Designed top of rail level
Nivel superior sina existent
Existing top of rail level
Nivel platforma proiectat
Designed subgrade level
76.0 m

Nivel superior sina proiectat (in curbe pe firul interior)	Designed top of rail level (in curves on inner rail)	82.645	82.645	82.645	82.645	82.645	82.645	82.645	82.645	82.645	82.645	82.645	82.645	82.645	82.645	82.645	82.627	82.593	82.560	82.526	82.492
Nivel platforma proiectat	Designed subgrade level	81.905	81.905	81.905	81.905	81.905	81.905	81.905	81.905	81.905	81.905	81.905	81.905	81.905	81.905	81.905	81.887	81.853	81.820	81.786	81.752
Nivel superior sina existent sau nivel teren existent	Existing top of rail level or existing ground level	82.634	82.674	82.670	82.624	82.577	82.531	82.484	82.438	82.466	82.512	82.514	82.487	82.476	82.562	82.602	82.544	82.438	82.463	82.478	82.404
Diferente pe verticala (m) intre NSS proiectat si NSS existent	Vertical differences (m) between designed TOR and existing TOR	0.011	-0.029	-0.025	0.021	0.068	0.114	0.161	0.207	0.179	0.133	0.131	0.158	0.169	0.083	0.043	0.083	0.156	0.097	0.048	0.088
Kilometraj	Chainage	400.000	425.000	450.000	475.000	500.000	525.000	550.000	575.000	600.000	625.000	650.000	675.000	700.000	725.000	736.665	750.000	775.000	800.000	825.000	850.000

24+400 24+500 24+600 24+700 24+800

Diagrama curburii
Scara: 1000/R [cm]

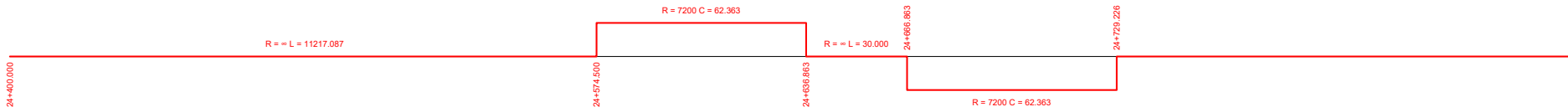
R = ∞ L = 11217.087
R = 7200 C = 62.363
R = ∞ L = 30.000
R = 7200 C = 62.363
24+400.000
24+574.500
24+636.863
24+666.863
24+729.226

Diagrama suprainaltarii
Scara: 0.1 x h [mm]

Sina stanga – – –
Sina dreapta ———

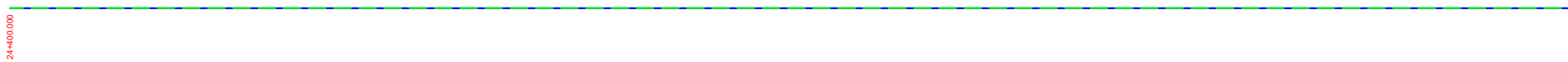

Diagrama vitezei
Scara: 0.05 x km/h [mm]

Vmax ———



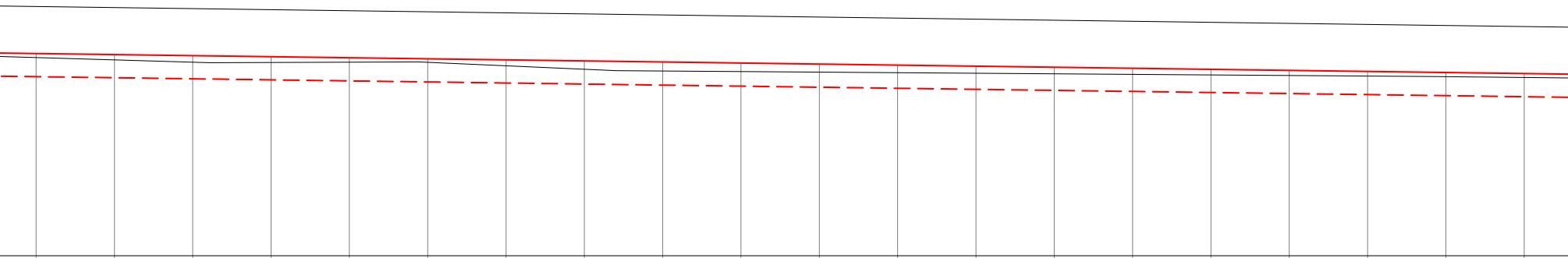

82.459	82.425	82.391	82.358	82.324	82.290	82.257	82.223	82.189	82.156	82.122	82.088	82.055	82.021	81.988	81.954	81.920	81.887	81.853	81.819
81.719	81.685	81.651	81.618	81.584	81.550	81.517	81.483	81.449	81.416	81.382	81.348	81.315	81.281	81.248	81.214	81.180	81.147	81.113	81.079
82.330	82.256	82.183	82.174	82.184	82.179	82.068	81.958	81.902	81.884	81.866	81.848	81.829	81.811	81.793	81.775	81.757	81.739	81.719	81.693
0.128	0.169	0.209	0.184	0.141	0.112	0.188	0.265	0.287	0.272	0.256	0.241	0.225	0.210	0.194	0.179	0.163	0.148	0.134	0.127
875.000	900.000	925.000	950.000	975.000	0.000	25.000	50.000	75.000	100.000	125.000	150.000	175.000	200.000	225.000	250.000	275.000	300.000	325.000	350.000
	24+900				25+000				25+100				25+200				25+300		

R = ∞ L = 820.226

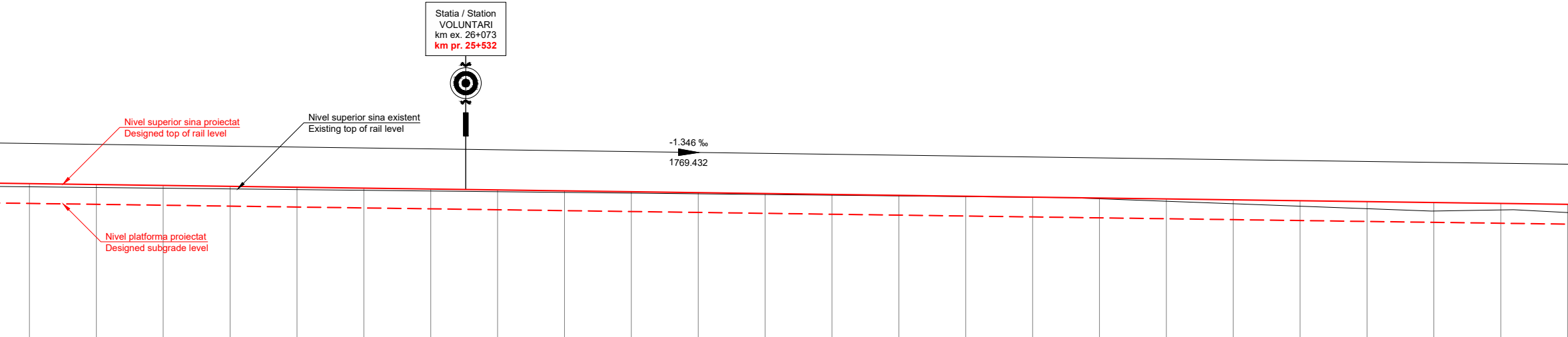
Statia / Station
VOLUNTARI
km ex. 26+073
km pr. 25+532
Nivel superior sina proiectat
Designed top of rail level
Nivel superior sina existent
Existing top of rail level
-1.346 ‰
1769.432
Nivel platforma proiectat
Designed subgrade level

81.786	81.752	81.718	81.685	81.651	81.617	81.584	81.550	81.516
81.046	81.012	80.978	80.945	80.911	80.877	80.844	80.810	80.776
81.666	81.640	81.614	81.588	81.561	81.535	81.509	81.483	81.456
0.119	0.112	0.104	0.097	0.090	0.082	0.075	0.067	0.060
375.000	400.000	425.000	450.000	475.000	500.000	525.000	550.000	575.000
	25+400				25+500			

81.483	81.449	81.415	81.382	81.348	81.314	81.281	81.247
80.743	80.709	80.675	80.642	80.608	80.574	80.541	80.507
81.430	81.404	81.378	81.352	81.325	81.299	81.273	81.218
0.052	0.045	0.038	0.030	0.023	0.015	0.008	0.029
600.000	625.000	650.000	675.000	700.000	725.000	750.000	775.000
25+600				25+700			

81.213	81.180	81.146	81.112	81.079	81.045	81.011
80.473	80.440	80.406	80.372	80.339	80.305	80.271
81.126	81.034	80.941	80.849	80.761	80.804	80.706
0.088	0.146	0.205	0.263	0.317	0.241	0.306
800.000	825.000	850.000	875.000	900.000	925.000	950.000
25+800				25+900		

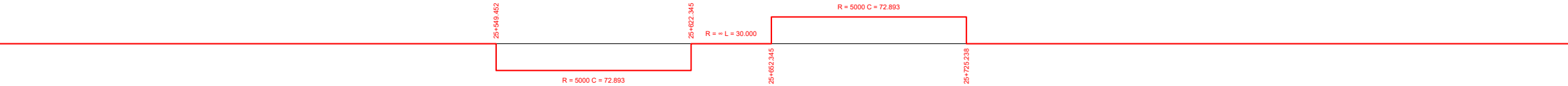
25+549.452
25+622.345
R = 5000 C = 72.893
R = ∞ L = 30.000
R = 5000 C = 72.893
25+652.345
25+725.238

h = 0

Vmax = 120

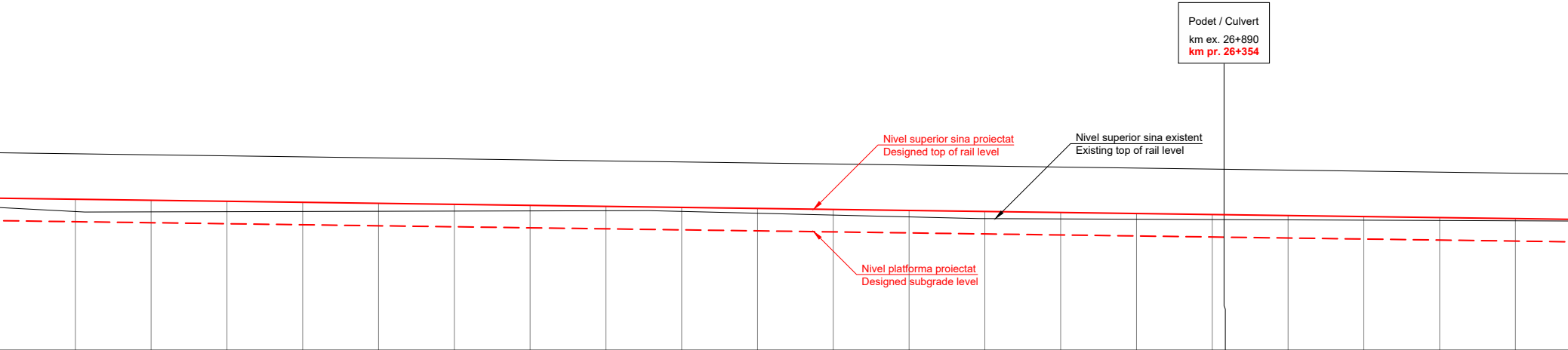
Podet / Culvert
km ex. 26+890
km pr. 26+354
Nivel superior sina proiectat
Designed top of rail level
Nivel superior sina existent
Existing top of rail level
Nivel platforma proiectat
Designed subgrade level

80.978	80.944	80.910	80.877	80.843	80.809	80.776	80.742	80.708	80.675	80.641	80.607	80.574	80.540	80.507	80.473	80.468	80.439	80.406	80.372	80.338
80.238	80.204	80.170	80.137	80.103	80.069	80.036	80.002	79.968	79.935	79.901	79.867	79.834	79.800	79.767	79.733	79.728	79.699	79.666	79.632	79.598
80.574	80.563	80.569	80.575	80.580	80.586	80.592	80.598	80.575	80.516	80.456	80.396	80.341	80.330	80.320	80.309	80.307	80.298	80.288	80.277	80.266
0.403	0.381	0.342	0.302	0.263	0.223	0.184	0.144	0.133	0.159	0.185	0.211	0.233	0.210	0.187	0.164	0.160	0.141	0.118	0.095	0.072
975.000	0.000	25.000	50.000	75.000	100.000	125.000	150.000	175.000	200.000	225.000	250.000	275.000	300.000	325.000	350.000	353.881	375.000	400.000	425.000	450.000

26+000 26+100 26+200 26+300 26+400

R = ∞ L = 806.502

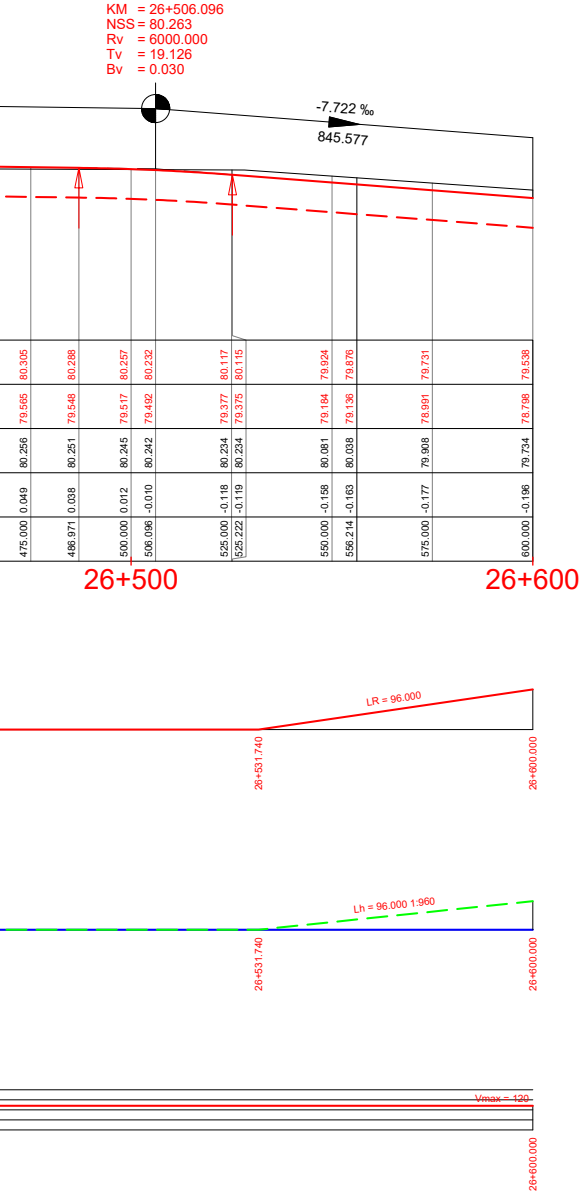
KM = 26+506.096
NSS = 80.263
Rv = 6000.000
Tv = 19.126
Bv = 0.030
-7.722 ‰
845.577
80.305
80.288
80.257
80.232
80.117
80.115
79.924
79.876
79.731
79.538
79.565
79.548
79.517
79.492
79.377
79.375
79.184
79.136
78.991
78.798
80.256
80.251
80.245
80.242
80.234
80.234
80.081
80.038
79.908
79.734
0.049
0.038
0.012
-0.010
-0.118
-0.119
-0.158
-0.163
-0.177
-0.196
475.000
486.971
500.000
506.096
525.000
525.222
550.000
556.214
575.000
600.000
26+500
26+600
LR = 96.000
26+531.740
26+600.000
Lh = 96.000 1:960
26+531.740
26+600.000
Vmax = 120
26+600.000

ENTITATE CONTRACTANTA
CONTRACTING ENTITY

C.N.C.F. "C.F.R." - S.A.

CONTRACTANT
CONTRACTOR

Asocierea S.C. ISPCF S.A. - S.C. BAICONS IMPEX SRL

	Nume *Name*	Data *Date*	Semnatura *Signature*
Şef Proiect *Project Manager*	Viorel Gorgonetu	11.2024	
Verificat *Checked*	Ioana Crăciun	11.2024	
Proiectat *Designed*	Radu Crăciun	11.2024	

”Modernizarea liniilor și instalațiilor din
Complexul Feroviar București”
Studiu de fezabilitate

”Modernization lines and installations in the
Bucharest Railway Complex
Feasibility Study

Proiect / *Project*
38 / 2022

Faza / *Phase*
S.F.
F.S.

Denumire / *Title*

Profil longitudinal Firul I
Longitudinal profile Track I
km 24+400.00 - km 26+600.00

Scara / *Scale*
1:1000
1:100

Codificare / Codification System

C O B U S F C F T D P L 0 0 0 0 0 1 3 R 0 0

Istoricul reviziilor / Revision History

Rev.	Data/Date	Descriere Modificare / Modification description
1		
2		
3		
4		