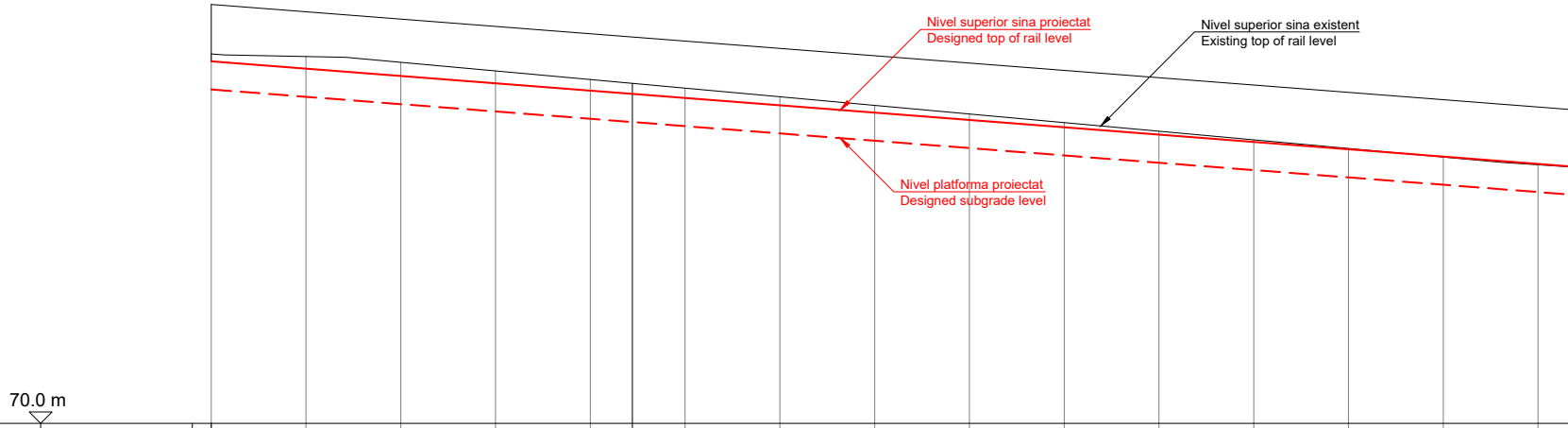
Nivel superior sina proiectat
Designed top of rail level
Nivel superior sina existent
Existing top of rail level
Nivel platforma proiectat
Designed subgrade level
70.0 m

Nivel superior sina proiectat (in curbe pe firul interior)	Designed top of rail level (in curves on inner rail)	79.538	79.345	79.152	78.958	78.765	78.680	78.572	78.379	78.186	77.993	77.800	77.607	77.414	77.221	77.028	76.835
Nivel platforma proiectat	Designed subgrade level	78.798	78.605	78.412	78.218	78.025	77.940	77.832	77.639	77.446	77.253	77.060	76.867	76.674	76.481	76.288	76.095
Nivel superior sina existent sau nivel teren existent	Existing top of rail level or existing ground level	79.734	79.668	79.515	79.288	79.061	78.960	78.834	78.606	78.379	78.152	77.925	77.697	77.470	77.243	77.016	76.813
Diferente pe verticala (m) intre NSS proiectat si NSS existent	Vertical differences (m) between designed TOR and existing TOR	-0.196	-0.323	-0.364	-0.330	-0.295	-0.280	-0.261	-0.227	-0.193	-0.159	-0.124	-0.090	-0.056	-0.022	0.012	0.022
Kilometraj	Chainage	600.000	625.000	650.000	675.000	700.000	711.109	725.000	750.000	775.000	800.000	825.000	850.000	875.000	900.000	925.000	950.000

26+600 26+700 26+800 26+900

Diagrama curburii
Scara: 1000/R [cm]


LR = 96.000
R = 995 C = 174.834
LR = 96.000
26+600.000
26+627.740
26+802.575
26+898.575

Diagrama suprainaltarii
Scara: 0.1 x h [mm]

Sina stanga – – –
Sina dreapta ——

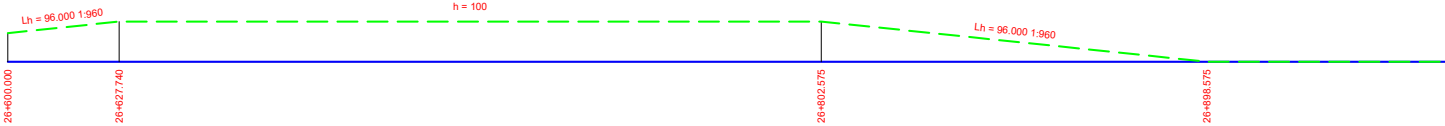
Lh = 96.000 1:960
h = 100
Lh = 96.000 1:960
26+600.000
26+627.740
26+802.575
26+898.575

Diagrama vitezei
Scara: 0.05 x km/h [mm]

Vmax ——



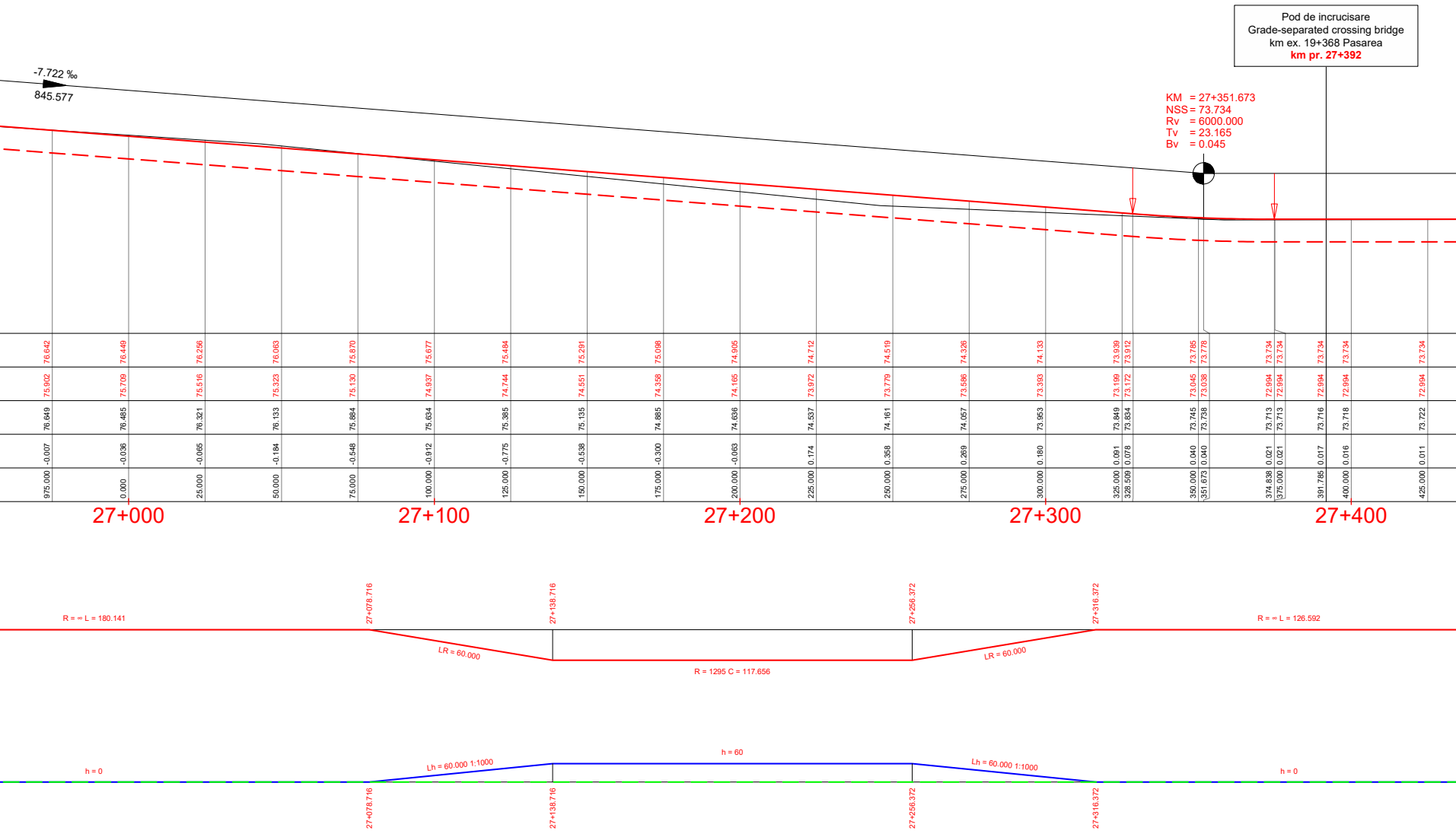
Pod de incrucisare
Grade-separated crossing bridge
km ex. 19+368 Pasarea
km pr. 27+392
-7.722 ‰
845.577
KM = 27+351.673
NSS = 73.734
Rv = 6000.000
Tv = 23.165
Bv = 0.045
27+000
27+100
27+200
27+300
27+400
R = ∞ L = 180.141
27+078.716
27+138.716
27+256.372
27+316.372
LR = 60.000
R = 1295 C = 117.656
LR = 60.000
R = ∞ L = 126.592
h = 0
Lh = 60.000 1:1000
h = 60
Lh = 60.000 1:1000
h = 0
27+078.716
27+138.716
27+256.372
27+316.372

76.642	76.449	76.256	76.063	75.870	75.677	75.484	75.291	75.098	74.905	74.712	74.519	74.326	74.133	73.939	73.912	73.785	73.778	73.734	73.734	73.734	73.734	73.734
75.902	75.709	75.516	75.323	75.130	74.937	74.744	74.551	74.358	74.165	73.972	73.779	73.586	73.393	73.199	73.172	73.045	73.038	72.994	72.994	72.994	72.994	72.994
76.649	76.485	76.321	76.133	75.884	75.634	75.385	75.135	74.885	74.636	74.537	74.161	74.057	73.953	73.849	73.834	73.745	73.738	73.713	73.713	73.716	73.718	73.722
-0.007	-0.036	-0.065	-0.184	-0.548	-0.912	-0.775	-0.538	-0.300	-0.063	0.174	0.358	0.269	0.180	0.091	0.078	0.040	0.040	0.021	0.021	0.017	0.016	0.011
975.000	0.000	25.000	50.000	75.000	100.000	125.000	150.000	175.000	200.000	225.000	250.000	275.000	300.000	325.000	328.509	350.000	351.673	374.838	375.000	391.785	400.000	425.000

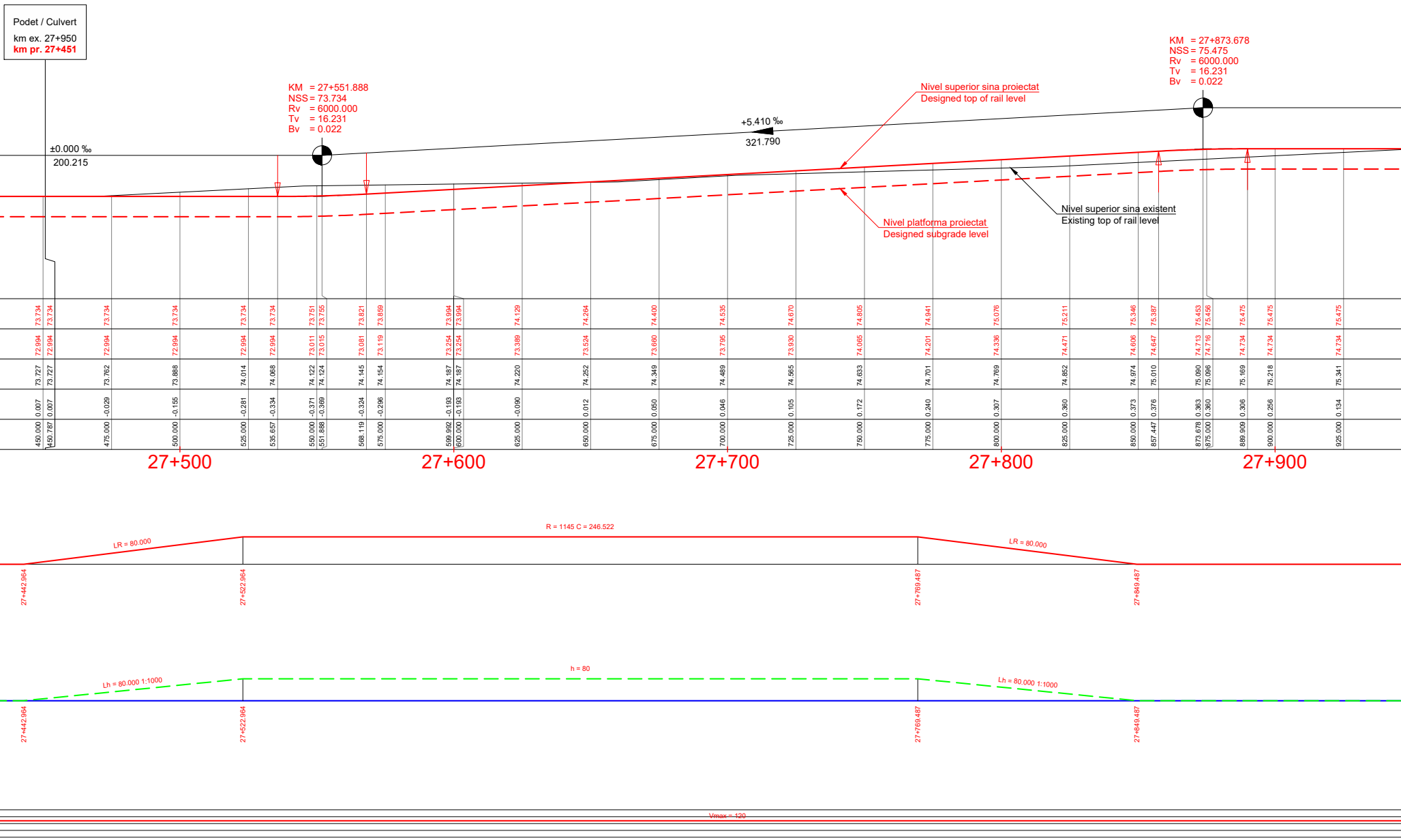
Podet / Culvert
km ex. 27+950
km pr. 27+451
KM = 27+551.888
NSS = 73.734
Rv = 6000.000
Tv = 16.231
Bv = 0.022
±0.000 ‰
200.215
+5.410 ‰
321.790
KM = 27+873.678
NSS = 75.475
Rv = 6000.000
Tv = 16.231
Bv = 0.022
Nivel superior sina proiectat
Designed top of rail level
Nivel platforma proiectat
Designed subgrade level
Nivel superior sina existent
Existing top of rail level
73.734 72.994 73.727 0.007 450.000
73.734 72.994 73.727 0.007 450.787
73.734 72.994 73.762 -0.029 475.000
73.734 72.994 73.888 -0.155 500.000
73.734 72.994 74.014 -0.281 525.000
73.734 72.994 74.068 -0.334 535.657
73.751 73.011 74.122 -0.371 550.000
73.755 73.015 74.124 -0.369 551.888
73.821 73.081 74.145 -0.324 568.119
73.859 73.119 74.154 -0.296 575.000
73.994 73.254 74.187 -0.193 599.992
73.994 73.254 74.187 -0.193 600.000
74.129 73.389 74.220 -0.090 625.000
74.264 73.524 74.252 0.012 650.000
74.400 73.660 74.349 0.050 675.000
74.535 73.795 74.489 0.046 700.000
74.670 73.930 74.565 0.105 725.000
74.805 74.065 74.633 0.172 750.000
74.941 74.201 74.701 0.240 775.000
75.076 74.336 74.769 0.307 800.000
75.211 74.471 74.852 0.360 825.000
75.346 74.606 74.974 0.373 850.000
75.387 74.647 75.010 0.376 857.447
75.453 74.713 75.090 0.363 873.678
75.456 74.716 75.096 0.360 875.000
75.475 74.734 75.169 0.306 889.909
75.475 74.734 75.218 0.256 900.000
75.475 74.734 75.341 0.134 925.000
27+500
27+600
27+700
27+800
27+900
LR = 80.000
R = 1145 C = 246.522
LR = 80.000
27+442.964
27+522.964
27+769.487
27+849.487
Lh = 80.000 1:1000
h = 80
Lh = 80.000 1:1000
27+442.964
27+522.964
27+769.487
27+849.487
Vmax = 120

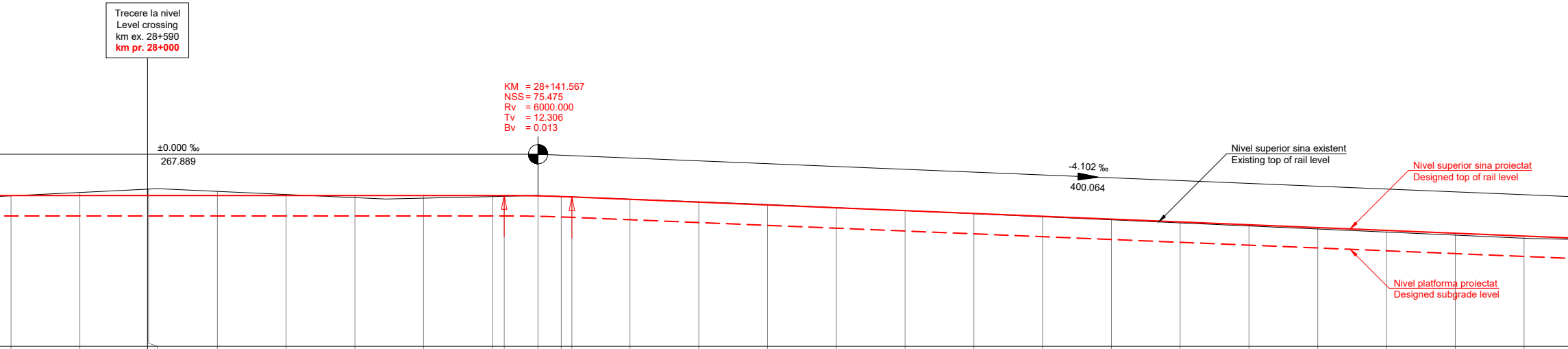
Trecere la nivel
Level crossing
km ex. 28+590
km pr. 28+000

KM = 28+141.567
NSS = 75.475
Rv = 6000.000
Tv = 12.306
Bv = 0.013

±0.000 ‰
267.889
-4.102 ‰
400.064
Nivel superior sina existent
Existing top of rail level
Nivel superior sina proiectat
Designed top of rail level
Nivel platforma proiectat
Designed subgrade level

75.475	75.475	75.475	75.475	75.475	75.475	75.475	75.475	75.475
74.734	74.734	74.734	74.734	74.734	74.734	74.734	74.734	74.734
75.463	75.585	75.705	75.707	75.626	75.513	75.400	75.381	75.437
0.012	-0.111	-0.231	-0.233	-0.151	-0.039	0.074	0.093	0.037
950.000	975.000	999.600	0.000	25.000	50.000	75.000	100.000	125.000

75.475	75.462	75.439	75.424	75.337	75.235	75.132	75.030	74.927
74.734	74.722	74.699	74.684	74.597	74.495	74.392	74.290	74.187
75.447	75.475	75.442	75.427	75.346	75.249	75.150	75.038	74.927
0.028	-0.013	-0.003	-0.003	-0.008	-0.014	-0.017	-0.009	-0.000
129.261	141.567	150.000	153.873	175.000	200.000	225.000	250.000	275.000

74.825	74.722	74.620	74.517	74.414	74.312	74.209	74.107	74.004
74.085	73.982	73.880	73.777	73.674	73.572	73.469	73.367	73.264
74.816	74.705	74.593	74.482	74.371	74.260	74.148	74.037	73.926
0.009	0.017	0.026	0.035	0.044	0.052	0.061	0.070	0.078
300.000	325.000	350.000	375.000	400.000	425.000	450.000	475.000	500.000

28+000 28+100 28+200 28+300 28+400 28+500


R = ∞ L = 254.926
28+104.413
28+287.838
R = 2505 C = 183.425
R = ∞ L = 403.134
h = 0

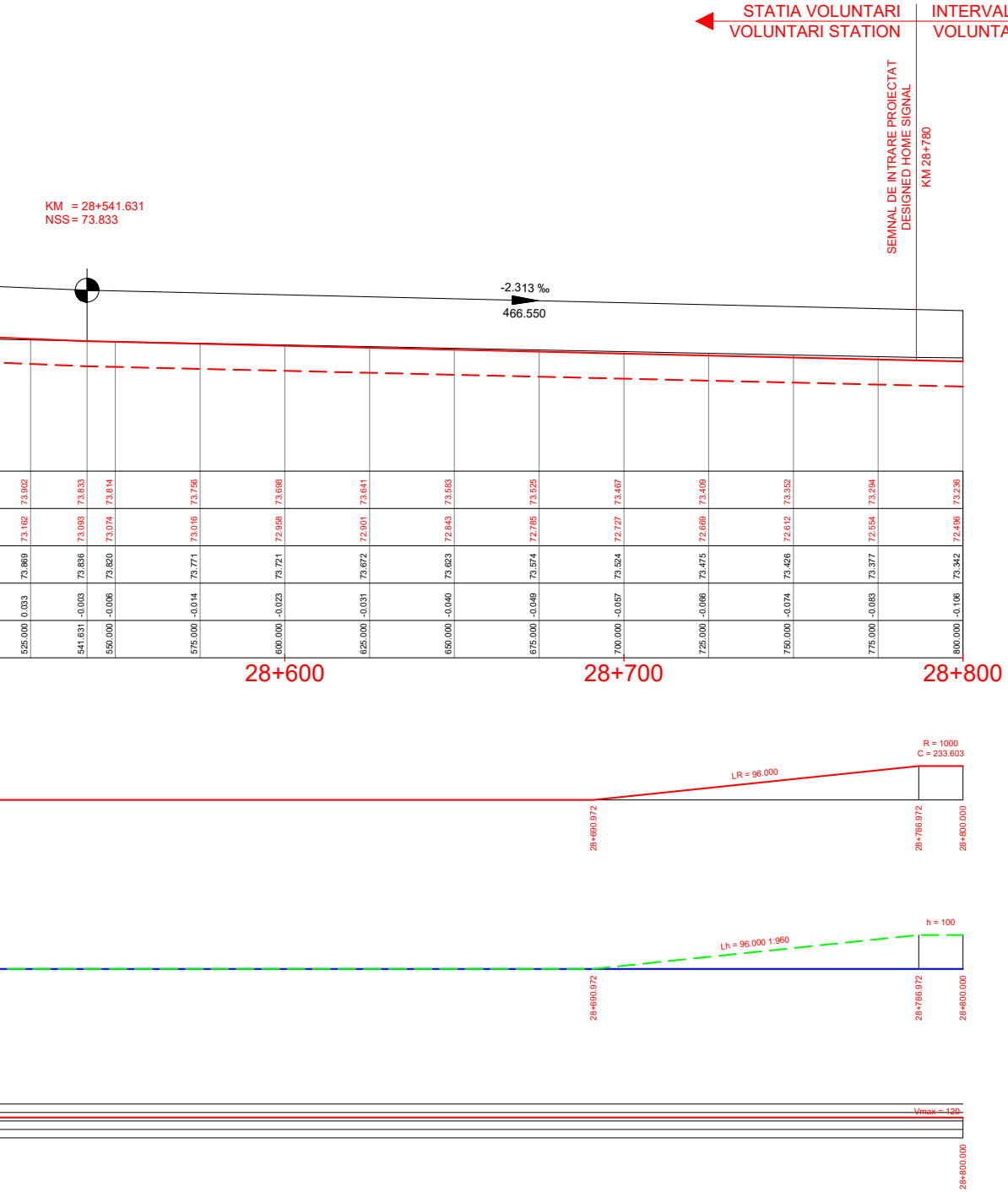
STATIA VOLUNTARI
VOLUNTARI STATION
INTERVAL VOLUNTARI - BUCURESTI GR. CALATORI
VOLUNTARI - BUCURESTI GR. CALATORI SECTION
SEMNAL DE INTRARE PROIECTAT
DESIGNED HOME SIGNAL
KM 28+780
KM = 28+541.631
NSS = 73.833
-2.313 ‰
466.550
28+600
28+700
28+800
R = 1000
C = 233.603
LR = 96.000
28+690.972
28+786.972
28+800.000
h = 100
Lh = 96.000 1:960
28+690.972
28+786.972
28+800.000
Vmax = 120
28+800.000

73.902	73.833	73.814	73.756	73.698	73.641	73.583	73.525	73.467	73.409	73.352	73.294	73.236
73.162	73.093	73.074	73.016	72.958	72.901	72.843	72.785	72.727	72.669	72.612	72.554	72.496
73.869	73.836	73.820	73.771	73.721	73.672	73.623	73.574	73.524	73.475	73.426	73.377	73.342
0.033	-0.003	-0.006	-0.014	-0.023	-0.031	-0.040	-0.049	-0.057	-0.066	-0.074	-0.083	-0.106
525.000	541.631	550.000	575.000	600.000	625.000	650.000	675.000	700.000	725.000	750.000	775.000	800.000

ENTITATE CONTRACTANTA
CONTRACTING ENTITY

C.N.C.F. "C.F.R." - S.A.

CONTRACTANT
CONTRACTOR

Fondat in 1947

Asocierea S.C. ISPCF S.A. - S.C. BAICONS IMPEX SRL

	Nume *Name*	Data *Date*	Semnatura *Signature*
Şef Proiect *Project Manager*	Viorel Gorgonetu	11.2024	
Verificat *Checked*	Ioana Crăciun	11.2024	
Proiectat *Designed*	Radu Crăciun	11.2024	

”Modernizarea liniilor și instalațiilor din
Complexul Feroviar București”
Studiu de fezabilitate

”Modernization lines and installations in the
Bucharest Railway Complex
Feasibility Study

Proiect / *Project*
38 / 2022

Faza / *Phase*
S.F.
F.S.

Denumire / *Title*

Profil longitudinal Firul I
Longitudinal profile Track I
km 26+600.00 - km 28+800.00

Scara / *Scale*
1:1000
1:100

Codificare / Codification System

C O B U S F C F T D P L 0 0 0 0 0 1 4 R 0 0

Istoricul reviziilor / Revision History

Rev.	Data/Date	Descriere Modificare / Modification description
1		
2		
3		
4		