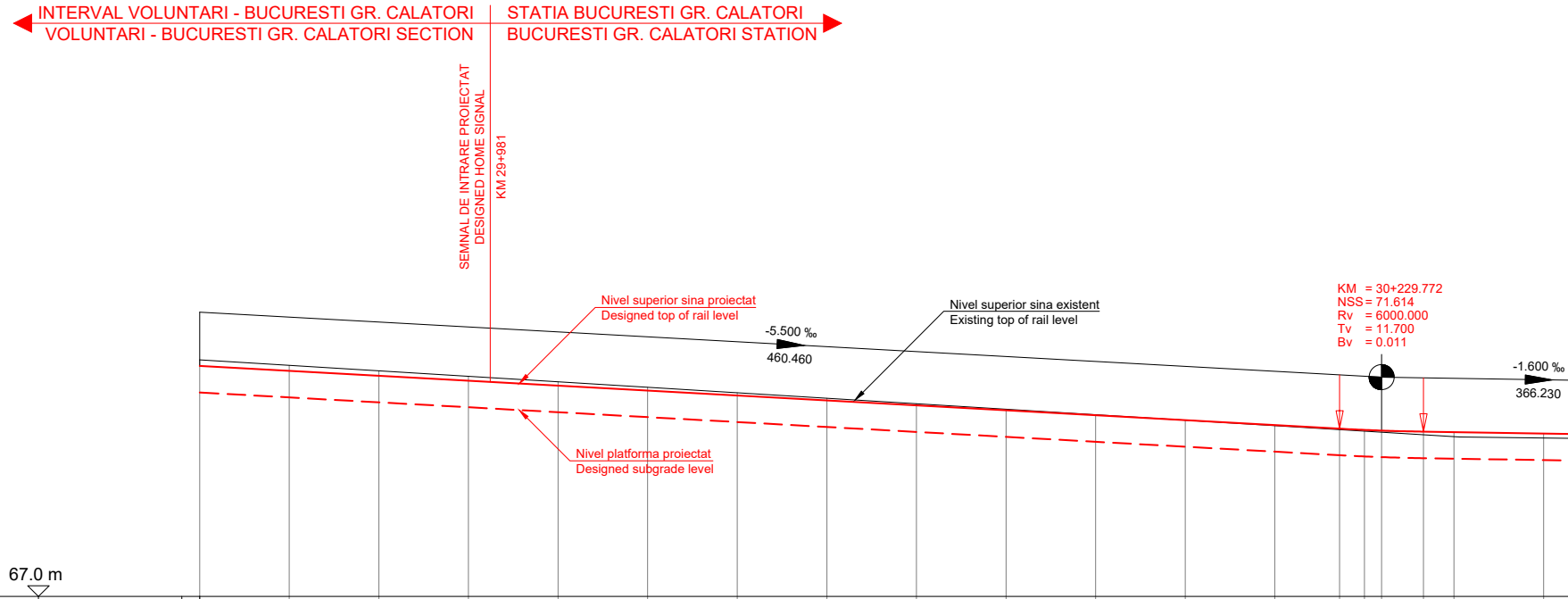
INTERVAL VOLUNTARI - BUCURESTI GR. CALATORI
VOLUNTARI - BUCURESTI GR. CALATORI SECTION
STATIA BUCURESTI GR. CALATORI
BUCURESTI GR. CALATORI STATION
SEMNAL DE INTRARE PROIECTAT
DESIGNED HOME SIGNAL
KM 29+981
Nivel superior sina proiectat
Designed top of rail level
Nivel superior sina existent
Existing top of rail level
-5.500 ‰
460.460
KM = 30+229.772
NSS = 71.614
Rv = 6000.000
Tv = 11.700
Bv = 0.011
-1.600 ‰
366.230
Nivel platforma proiectat
Designed subgrade level
67.0 m

Nivel superior sina proiectat (in curbe pe firul interior)	Designed top of rail level (in curves on inner rail)	73.428	73.290	73.153	73.015	72.878	72.740	72.603	72.465	72.328	72.190	72.053	71.915	71.778	71.678	71.644	71.625	71.595	71.582	71.542
Nivel platforma proiectat	Designed subgrade level	72.688	72.550	72.413	72.275	72.138	72.000	71.863	71.725	71.588	71.450	71.313	71.175	71.038	70.938	70.904	70.885	70.855	70.842	70.802
Nivel superior sina existent sau nivel teren existent	Existing top of rail level or existing ground level	73.595	73.442	73.289	73.136	72.984	72.831	72.678	72.525	72.372	72.219	72.066	71.913	71.760	71.650	71.607	71.578	71.507	71.455	71.417
Diferente pe verticala (m) intre NSS proiectat si NSS existent	Vertical differences (m) between designed TOR and existing TOR	-0.167	-0.152	-0.137	-0.121	-0.106	-0.090	-0.075	-0.060	-0.044	-0.029	-0.013	0.002	0.017	0.028	0.037	0.047	0.088	0.127	0.125
Kilometraj	Chainage	900.000	925.000	950.000	975.000	0.000	25.000	50.000	75.000	100.000	125.000	150.000	175.000	200.000	218.072	225.000	229.772	241.472	250.000	275.000

29+900 30+000 30+100 30+200

Diagrama curburii

Scara: 1000/R [cm]


R = ∞ L = 1005.549
R = 7200 C = 49.692
R = ∞ L = 30.000
R = 7200 C = 49.692
29+900.000
30+122.124
30+171.815
30+201.815
30+251.507

Diagrama suprainaltarii

Scara: 0.1 x h [mm]

Sina stanga — — —

Sina dreapta ———

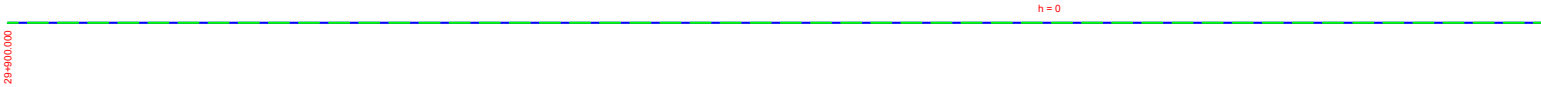
h = 0
29+900.000

Diagrama vitezei

Scara: 0.05 x km/h [mm]

Vmax ———


200
150
100
50
0
Vmax = 120
29+900.000

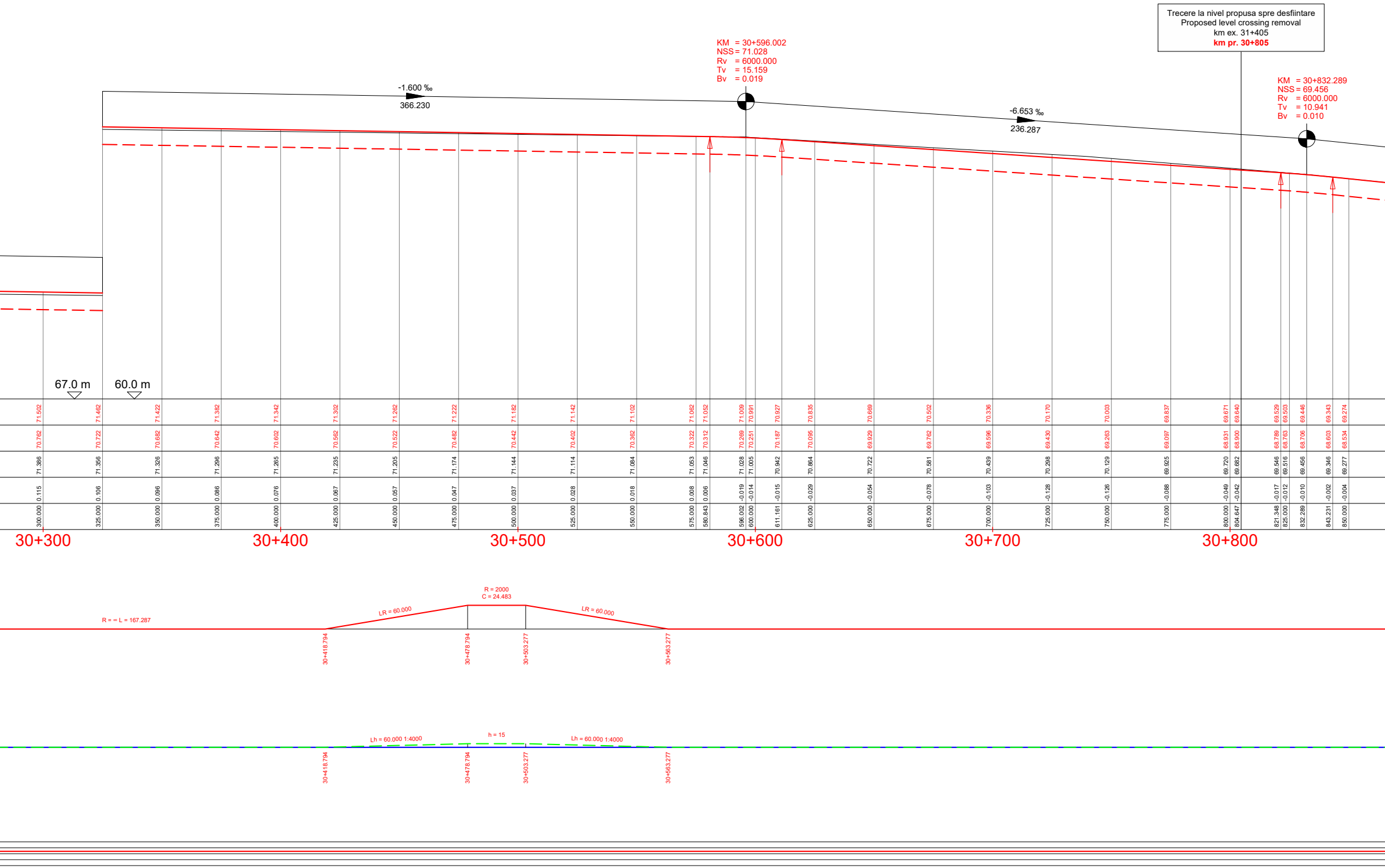
Trecere la nivel propusa spre desfiintare
Proposed level crossing removal
km ex. 31+405
km pr. 30+805
KM = 30+596.002
NSS = 71.028
Rv = 6000.000
Tv = 15.159
Bv = 0.019
KM = 30+832.289
NSS = 69.456
Rv = 6000.000
Tv = 10.941
Bv = 0.010
-1.600 ‰
366.230
-6.653 ‰
236.287
67.0 m
60.0 m
30+300
30+400
30+500
30+600
30+700
30+800
R = ∞ L = 167.287
LR = 60.000
R = 2000
C = 24.483
LR = 60.000
30+418.794
30+478.794
30+503.277
30+563.277
Lh = 60.000 1:4000
h = 15
Lh = 60.000 1:4000
30+418.794
30+478.794
30+503.277
30+563.277

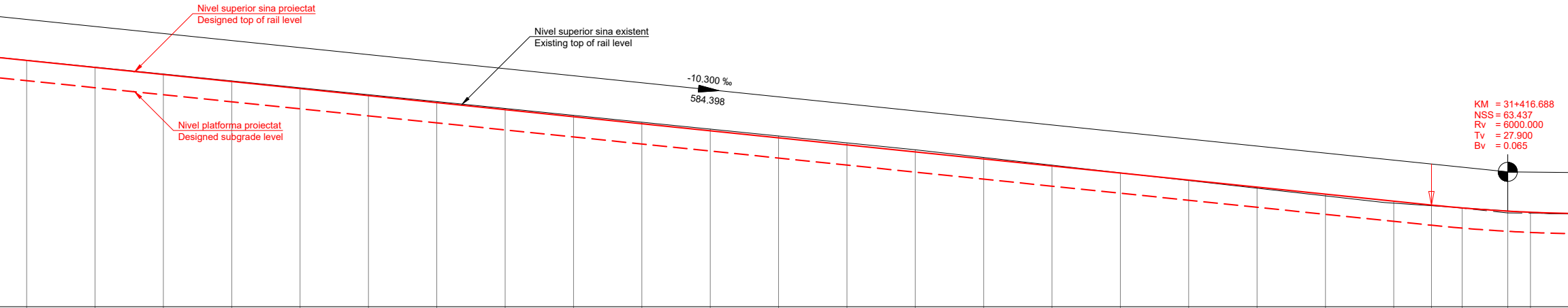
Nivel superior sina proiectat
Designed top of rail level
Nivel superior sina existent
Existing top of rail level
-10.300 ‰
584.398
Nivel platforma proiectat
Designed subgrade level
KM = 31+416.688
NSS = 63.437
Rv = 6000.000
Tv = 27.900
Bv = 0.065

69.016	68.759	68.501	68.244	67.986	67.729	67.471	67.214	66.956	66.699	66.441	66.184	65.926	65.669	65.411	65.154	64.896	64.639	64.381	64.124	63.866	63.724	63.619	63.502	63.460
68.276	68.019	67.761	67.504	67.246	66.989	66.731	66.474	66.216	65.959	65.701	65.444	65.186	64.929	64.671	64.414	64.156	63.899	63.641	63.384	63.126	62.984	62.879	62.762	62.720
69.025	68.773	68.520	68.268	68.016	67.763	67.511	67.259	67.007	66.754	66.502	66.250	65.997	65.745	65.464	65.182	64.901	64.620	64.339	64.058	63.793	63.698	63.621	63.507	63.450
-0.009	-0.014	-0.019	-0.024	-0.030	-0.035	-0.040	-0.045	-0.050	-0.056	-0.061	-0.066	-0.071	-0.076	-0.052	-0.029	-0.005	0.018	0.042	0.065	0.073	0.026	-0.002	-0.006	0.010
875.000	900.000	925.000	950.000	975.000	0.000	25.000	50.000	75.000	100.000	125.000	150.000	175.000	200.000	225.000	250.000	275.000	300.000	325.000	350.000	375.000	388.788	400.000	416.688	425.000
	30+900				31+000				31+100				31+200				31+300					31+400		

R = ∞ L = 1357.556

Vmax = 120

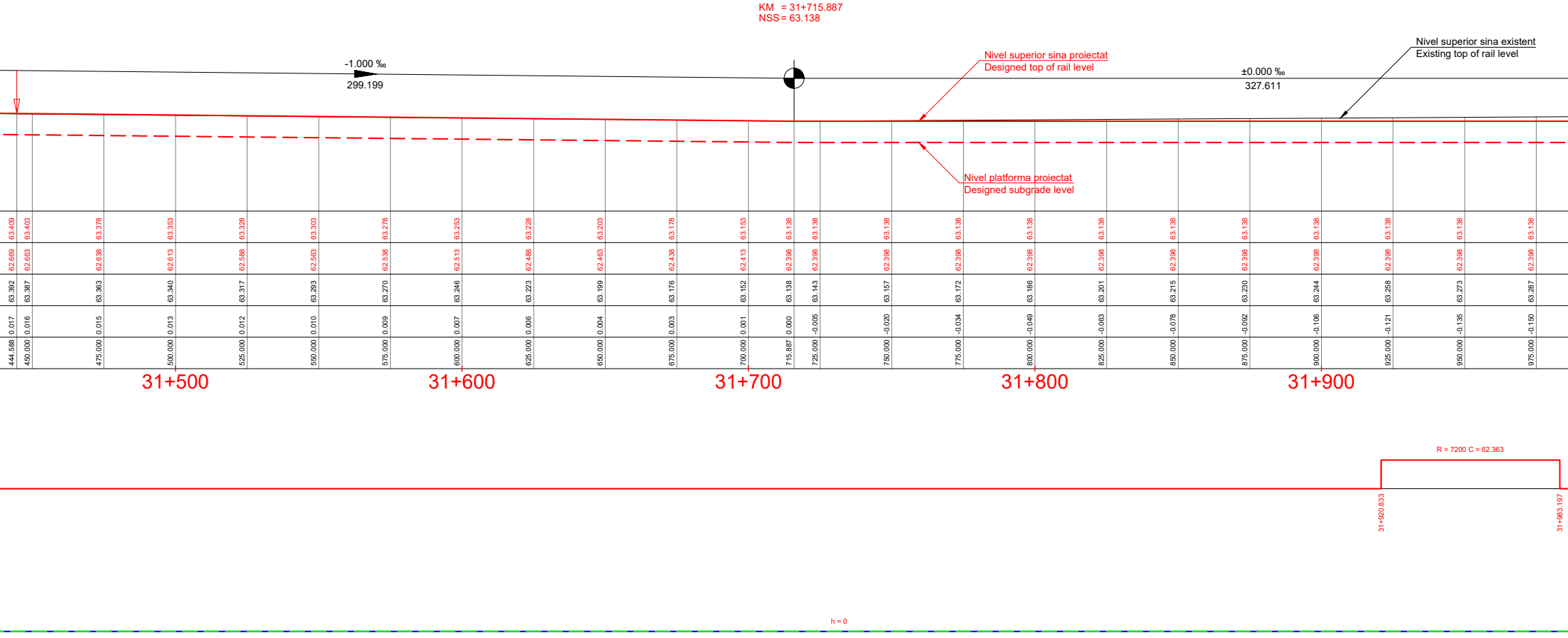
KM = 31+715.887
NSS = 63.138
-1.000 ‰
299.199
±0.000 ‰
327.611
Nivel superior sina proiectat
Designed top of rail level
Nivel superior sina existent
Existing top of rail level
Nivel platforma proiectat
Designed subgrade level
31+500
31+600
31+700
31+800
31+900
R = 7200 C = 62.363
31+920.833
31+983.197
h = 0

63.409	62.669	63.392	0.017	444.588
63.403	62.663	63.387	0.016	450.000
63.378	62.638	63.363	0.015	475.000
63.353	62.613	63.340	0.013	500.000
63.328	62.588	63.317	0.012	525.000
63.303	62.563	63.293	0.010	550.000
63.278	62.538	63.270	0.009	575.000
63.253	62.513	63.246	0.007	600.000
63.228	62.488	63.223	0.006	625.000
63.203	62.463	63.199	0.004	650.000
63.178	62.438	63.176	0.003	675.000
63.153	62.413	63.152	0.001	700.000
63.138	62.398	63.138	0.000	715.887
63.138	62.398	63.143	-0.005	725.000
63.138	62.398	63.157	-0.020	750.000
63.138	62.398	63.172	-0.034	775.000
63.138	62.398	63.186	-0.049	800.000
63.138	62.398	63.201	-0.063	825.000
63.138	62.398	63.215	-0.078	850.000
63.138	62.398	63.230	-0.092	875.000
63.138	62.398	63.244	-0.106	900.000
63.138	62.398	63.258	-0.121	925.000
63.138	62.398	63.273	-0.135	950.000
63.138	62.398	63.287	-0.150	975.000

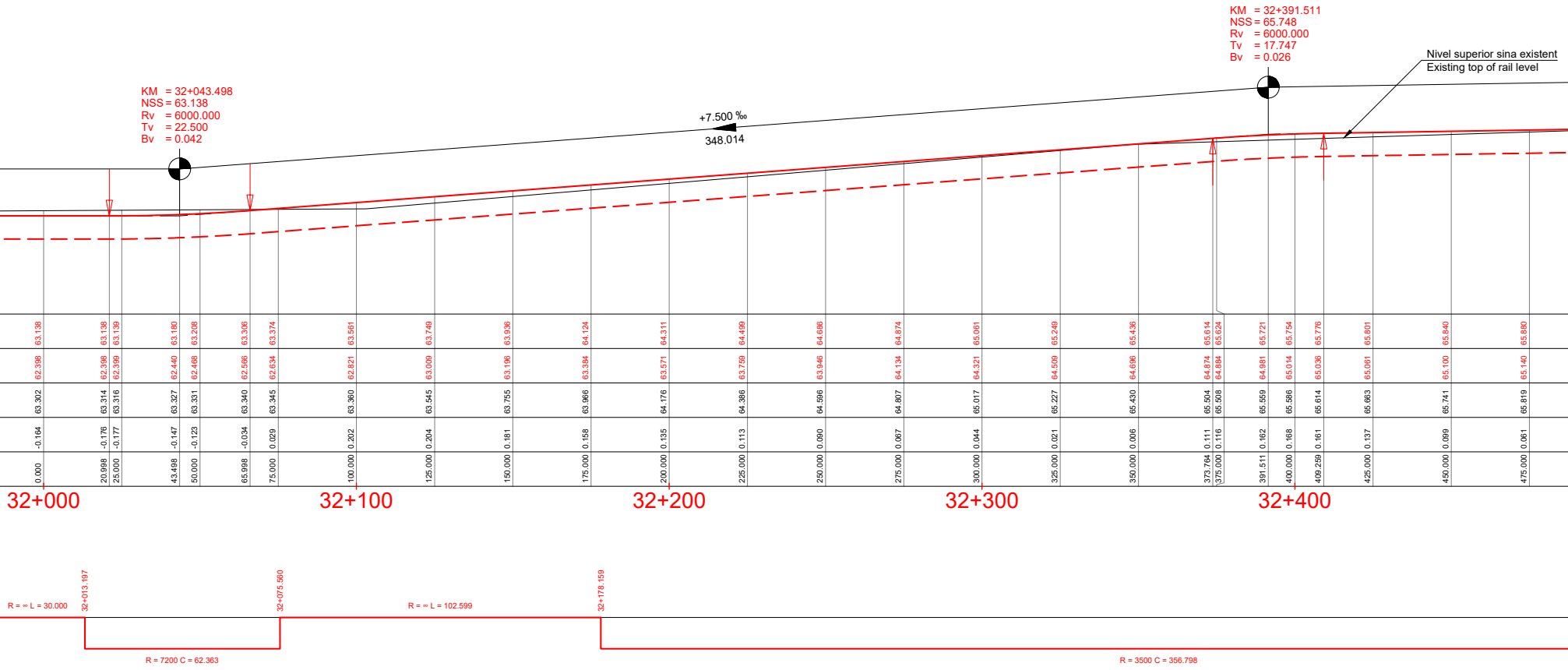
KM = 32+043.498
NSS = 63.138
Rv = 6000.000
Tv = 22.500
Bv = 0.042
+7.500 ‰
348.014
KM = 32+391.511
NSS = 65.748
Rv = 6000.000
Tv = 17.747
Bv = 0.026
Nivel superior sina existent
Existing top of rail level
32+000
32+100
32+200
32+300
32+400
R = ∞ L = 30.000
32+013.197
R = 7200 C = 62.363
32+075.560
R = ∞ L = 102.599
32+178.159
R = 3500 C = 356.798

63.138	63.138	63.139	63.180	63.208	63.306	63.374	63.561	63.749	63.936	64.124	64.311	64.499	64.686	64.874	65.061	65.249	65.436	65.614	65.624	65.721	65.754	65.776	65.801	65.840	65.880
62.398	62.398	62.399	62.440	62.468	62.566	62.634	62.821	63.009	63.196	63.384	63.571	63.759	63.946	64.134	64.321	64.509	64.696	64.874	64.884	64.981	65.014	65.036	65.061	65.100	65.140
63.302	63.314	63.316	63.327	63.331	63.340	63.345	63.360	63.545	63.755	63.966	64.176	64.386	64.596	64.807	65.017	65.227	65.430	65.504	65.508	65.559	65.586	65.614	65.663	65.741	65.819
-0.164	-0.176	-0.177	-0.147	-0.123	-0.034	0.029	0.202	0.204	0.181	0.158	0.135	0.113	0.090	0.067	0.044	0.021	0.006	0.111	0.116	0.162	0.168	0.161	0.137	0.099	0.061
0.000	20.998	25.000	43.498	50.000	65.998	75.000	100.000	125.000	150.000	175.000	200.000	225.000	250.000	275.000	300.000	325.000	350.000	373.764	375.000	391.511	400.000	409.259	425.000	450.000	475.000

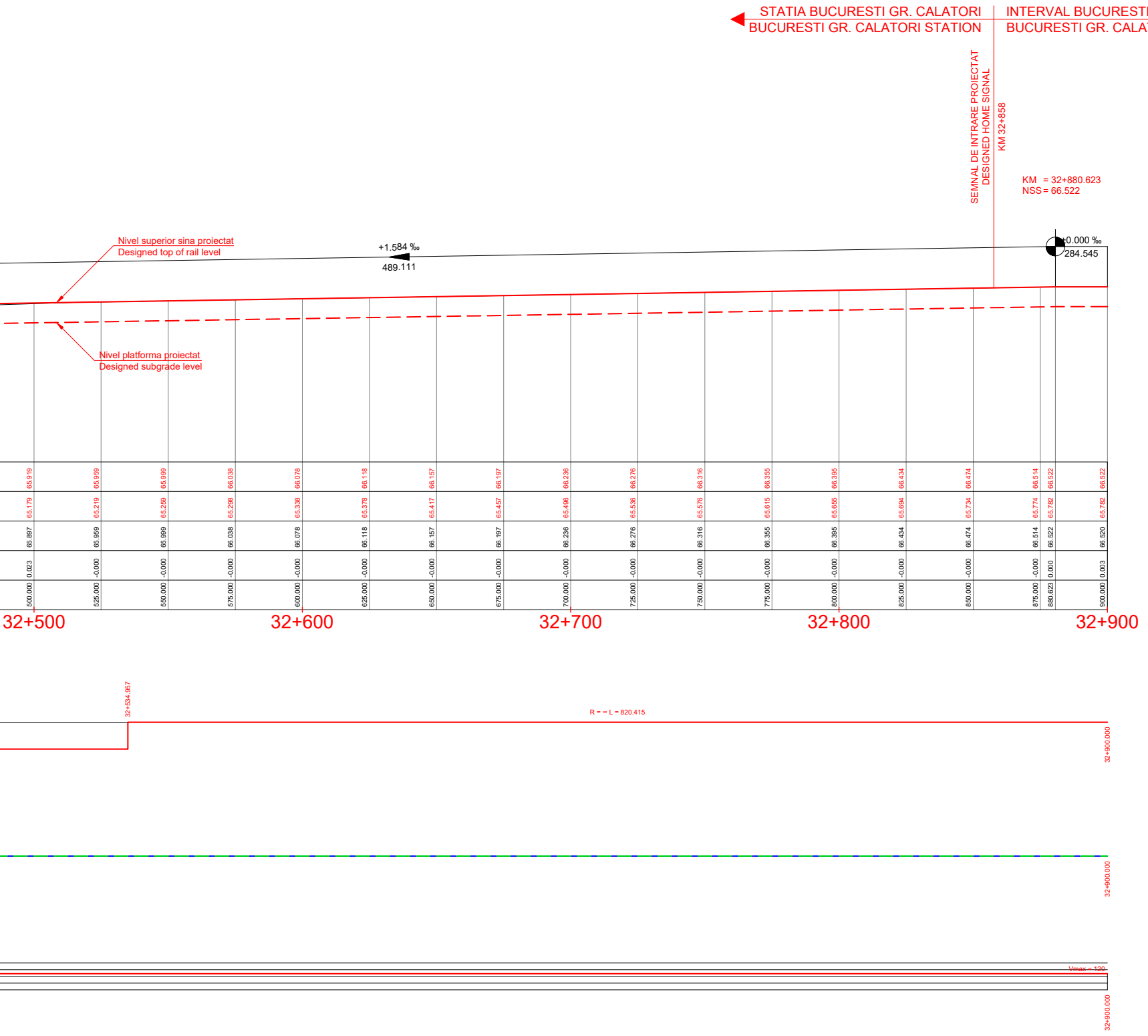
STATIA BUCURESTI GR. CALATORI
BUCURESTI GR. CALATORI STATION
INTERVAL BUCURESTI GR. CALATORI - BUCURESTI GR. TEHNICA
BUCURESTI GR. CALATORI - BUCURESTI GR. TEHNICA SECTION
SEMNAL DE INTRARE PROIECTAT
DESIGNED HOME SIGNAL
KM 32+858
KM = 32+880.623
NSS = 66.522
Nivel superior sina proiectat
Designed top of rail level
+1.584 ‰
489.111
±0.000 ‰
284.545
Nivel platforma proiectat
Designed subgrade level
32+500
32+600
32+700
32+800
32+900
32+534.957
R = ∞ L = 820.415
32+900.000
32+900.000
Vmax = 120
32+900.000

65.919	65.959	65.999	66.038	66.078	66.118	66.157	66.197	66.236	66.276	66.316	66.355	66.395	66.434	66.474	66.514	66.522	66.522
65.179	65.219	65.259	65.298	65.338	65.378	65.417	65.457	65.496	65.536	65.576	65.615	65.655	65.694	65.734	65.774	65.782	65.782
65.897	65.959	65.999	66.038	66.078	66.118	66.157	66.197	66.236	66.276	66.316	66.355	66.395	66.434	66.474	66.514	66.522	66.520
0.023	-0.000	-0.000	-0.000	-0.000	-0.000	-0.000	-0.000	-0.000	-0.000	-0.000	-0.000	-0.000	-0.000	-0.000	-0.000	0.000	0.003
500.000	525.000	550.000	575.000	600.000	625.000	650.000	675.000	700.000	725.000	750.000	775.000	800.000	825.000	850.000	875.000	880.623	900.000

ENTITATE CONTRACTANTA
CONTRACTING ENTITY

C.N.C.F. "C.F.R." - S.A.

CONTRACTANT
CONTRACTOR

Asocierea S.C. ISPCF S.A. - S.C. BAICONS IMPEX SRL

	Nume *Name*	Data *Date*	Semnatura *Signature*
Şef Proiect *Project Manager*	Viorel Gorgonetu	11.2024	
Verificat *Checked*	Ioana Crăciun	11.2024	
Proiectat *Designed*	Radu Crăciun	11.2024	

"Modernizarea liniilor și instalațiilor din
Complexul Feroviar București"
Studiu de fezabilitate

"Modernization lines and installations in the
Bucharest Railway Complex
Feasibility Study

Proiect / *Project*
38 / 2022

Faza / *Phase*
S.F.
F.S.

Denumire / *Title*

Profil longitudinal Firul I
Longitudinal profile Track I
km 29+900.00 - km 32+900.00

Scara / *Scale*
1:1000
1:100

Codificare / Codification System

C O B U | S F | C F T | D P L | 0 0 | 0 0 | 0 1 6 | R 0 0

Istoricul reviziilor / Revision History

Rev.	Data/Date	Descriere Modificare / Modification description
1		
2		
3		
4		