INTERVAL BUCURESTI GR. CALATORI - BUCURESTI GR. TEHNICA
BUCURESTI GR. CALATORI - BUCURESTI GR. TEHNICA SECTION

STATIA BUCURESTI GR. TEHNICA
BUCURESTI GR. TEHNICA STATION


SEMNAL DE INTRARE PROIECTAT
DESIGNED HOME SIGNAL
KM 33+196
KM = 33+165.167
NSS = 66.522
Rv = 6000.000
Tv = 12.637
Bv = 0.013
±0.000 ‰
284.545
+4.212 ‰
204.638
KM = 33+369.805
NSS = 67.385
Rv = 6000.000
Tv = 12.637
Bv = 0.013
Nivel superior sina proiectat
Designed top of rail level
Nivel platforma proiectat
Designed subgrade level
60.0 m
33+100
33+200
33+300
33+400
33+500

Nivel superior sina proiectat (in curbe pe firul interior)	Designed top of rail level (in curves on inner rail)	66.522	66.522	66.522	66.522	66.536	66.565	66.576	66.669
Nivel platforma proiectat	Designed subgrade level	65.782	65.782	65.782	65.782	65.796	65.825	65.836	65.929
Nivel superior sina existent sau nivel teren existent	Existing top of rail level or existing ground level	66.491	66.487	66.483	66.483	66.481	66.526	66.539	66.641
Diferente pe verticala (m) intre NSS proiectat si NSS existent	Vertical differences (m) between designed TOR and existing TOR	0.032	0.036	0.039	0.040	0.055	0.038	0.037	0.028
Kilometraj	Chainage	100.000	125.000	150.000	152.530	165.167	175.000	177.804	200.000

Nivel superior sina proiectat (in curbe pe firul interior)	Designed top of rail level (in curves on inner rail)	66.775	66.880	66.985	67.090	67.196	67.301	67.331	67.371
Nivel platforma proiectat	Designed subgrade level	66.035	66.140	66.245	66.350	66.456	66.561	66.591	66.631
Nivel superior sina existent sau nivel teren existent	Existing top of rail level or existing ground level	66.755	66.870	66.985	67.099	67.214	67.329	67.361	67.382
Diferente pe verticala (m) intre NSS proiectat si NSS existent	Vertical differences (m) between designed TOR and existing TOR	0.019	0.010	0.000	-0.009	-0.018	-0.028	-0.030	-0.011
Kilometraj	Chainage	225.000	250.000	275.000	300.000	325.000	350.000	357.168	369.805

Nivel superior sina proiectat (in curbe pe firul interior)	Designed top of rail level (in curves on inner rail)	67.380	67.385	67.385	67.385	67.385	67.385	67.385	67.385
Nivel platforma proiectat	Designed subgrade level	66.640	66.644	66.644	66.644	66.644	66.644	66.644	66.644
Nivel superior sina existent sau nivel teren existent	Existing top of rail level or existing ground level	67.381	67.379	67.374	67.366	67.359	67.352	67.345	67.338
Diferente pe verticala (m) intre NSS proiectat si NSS existent	Vertical differences (m) between designed TOR and existing TOR	-0.001	0.006	0.011	0.018	0.025	0.032	0.040	0.047
Kilometraj	Chainage	375.000	382.442	400.000	425.000	450.000	475.000	500.000	525.000

33+100 33+200 33+300 33+400 33+500

Diagrama curburii
Scara: 1000/R [cm]


R = ∞ L = 820.415
R = 4995 C = 28.676
R = ∞ L = 244.649
33+100.000
33+355.372
33+384.048

Diagrama suprainaltarii
Scara: 0.1 x h [mm]

Sina stanga
Sina dreapta


h = 0
33+100.000

Diagrama vitezei
Scara: 0.05 x km/h [mm]

Vmax


200
150
100
50
0
Vmax = 120
Vmax = 120
33+100.000

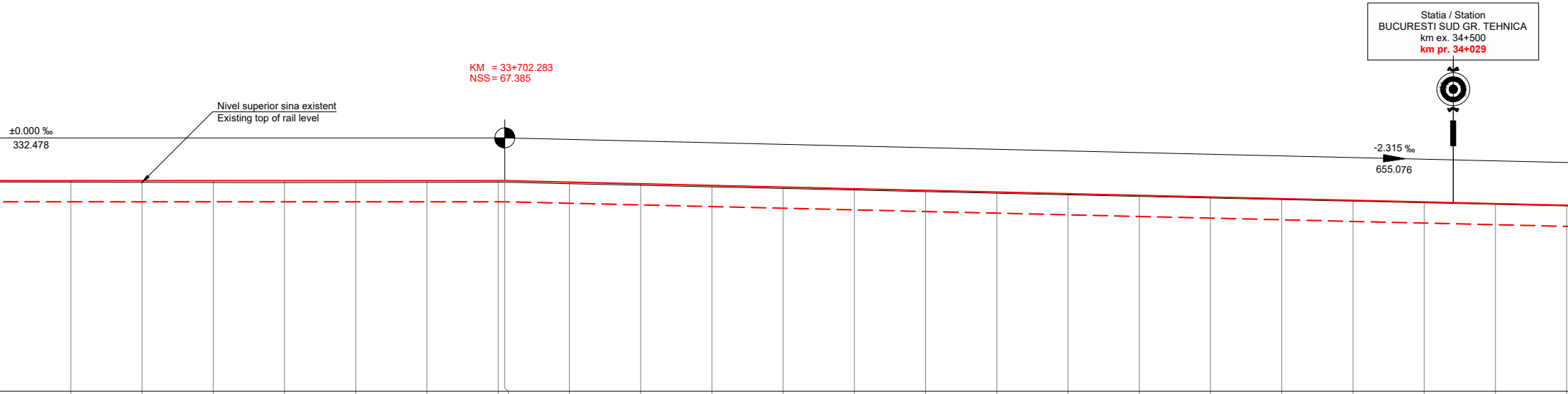
Statia / Station
BUCURESTI SUD GR. TEHNICA
km ex. 34+500
km pr. 34+029
KM = 33+702.283
NSS = 67.385
Nivel superior sina existent
Existing top of rail level
±0.000 ‰
332.478
-2.315 ‰
655.076

67.385	67.385	67.385	67.385	67.385	67.385	67.385	67.385	67.332	67.274	67.216	67.158	67.100	67.043	66.985	66.927	66.869	66.811	66.753	66.695	66.637	66.580	66.522
66.644	66.644	66.644	66.644	66.644	66.644	66.644	66.644	66.592	66.534	66.476	66.418	66.360	66.303	66.245	66.187	66.129	66.071	66.013	65.955	65.897	65.840	65.782
67.331	67.323	67.316	67.312	67.318	67.323	67.328	67.328	67.277	67.221	67.166	67.110	67.054	66.999	66.943	66.887	66.831	66.776	66.720	66.664	66.609	66.553	66.497
0.054	0.061	0.068	0.072	0.067	0.062	0.056	0.057	0.055	0.053	0.051	0.048	0.046	0.044	0.042	0.040	0.038	0.035	0.033	0.031	0.029	0.027	0.024
550.000	575.000	600.000	625.000	650.000	675.000	700.000	702.283	725.000	750.000	775.000	800.000	825.000	850.000	875.000	900.000	925.000	950.000	975.000	0.000	25.000	50.000	75.000
		33+600				33+700					33+800				33+900				34+000			


R = 720 C = 35.632
LR = 60.000
LR = 60.000
33+628.697
33+688.697
33+724.329
33+784.329
h = 95
Lh = 60.000 1:632
Lh = 60.000 1:632
33+628.697
33+688.697
33+724.329
33+784.329
Vmax = 120
Vmax = 100
33+628.697

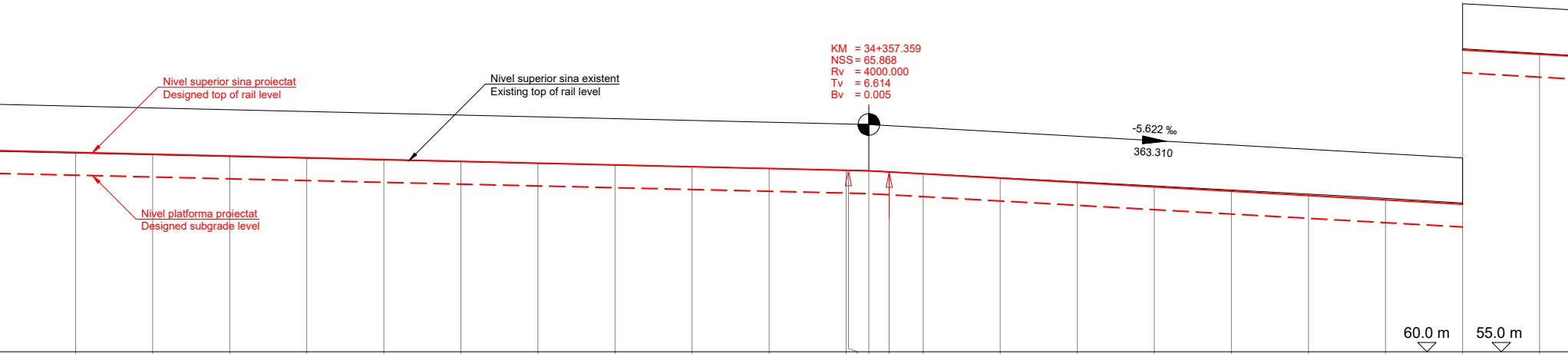
Nivel superior sina proiectat
Designed top of rail level
Nivel superior sina existent
Existing top of rail level
KM = 34+357.359
NSS = 65.868
Rv = 4000.000
Tv = 6.614
Bv = 0.005
-5.622 ‰
363.310
Nivel platforma proiectat
Designed subgrade level
60.0 m
55.0 m

66.464	66.406	66.348	66.290	66.232	66.174	66.117	66.059	66.001	65.943	65.885	65.883	65.863	65.831	65.769	65.628	65.488	65.347	65.207	65.066	64.926	64.785	64.644
65.724	65.666	65.608	65.550	65.492	65.434	65.377	65.319	65.261	65.203	65.145	65.143	65.123	65.091	65.029	64.888	64.748	64.607	64.467	64.326	64.186	64.045	63.904
66.441	66.386	66.330	66.274	66.219	66.163	66.107	66.052	65.996	65.940	65.884	65.883	65.868	65.833	65.775	65.642	65.510	65.378	65.245	65.113	64.976	64.825	64.673
0.022	0.020	0.018	0.016	0.014	0.011	0.009	0.007	0.005	0.003	0.001	0.001	-0.005	-0.002	-0.006	-0.014	-0.022	-0.030	-0.039	-0.047	-0.050	-0.040	-0.029
100.000	125.000	150.000	175.000	200.000	225.000	250.000	275.000	300.000	325.000	350.000	350.745	357.359	363.973	375.000	400.000	425.000	450.000	475.000	500.000	525.000	550.000	575.000

34+100 34+200 34+300 34+400 34+500

R = ∞ L = 802.773

h = 0

Vmax = 100

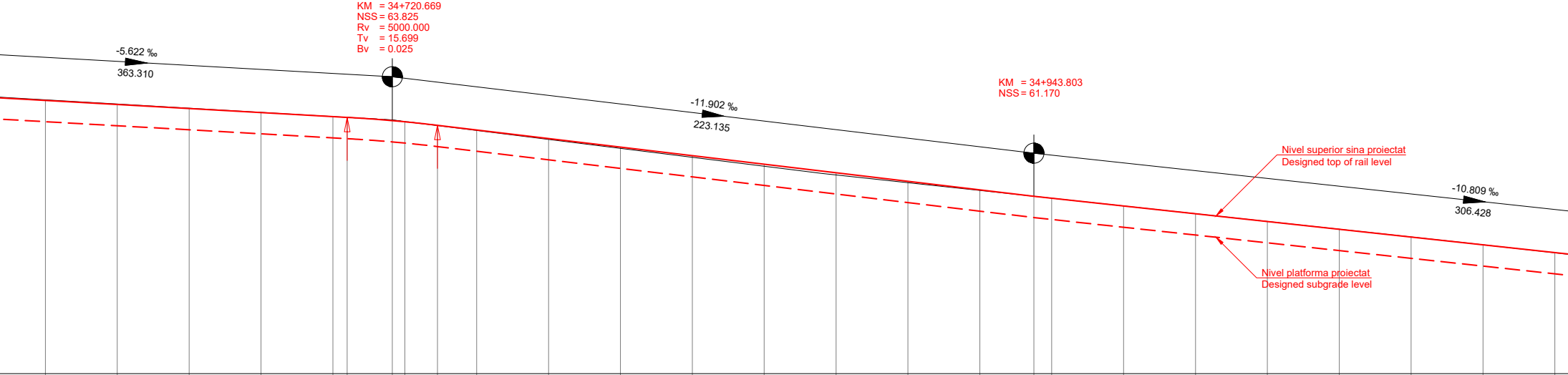
KM = 34+720.669
NSS = 63.825
Rv = 5000.000
Tv = 15.699
Bv = 0.025
-5.622 ‰
363.310
-11.902 ‰
223.135
KM = 34+943.803
NSS = 61.170
-10.809 ‰
306.428
Nivel superior sina proiectat
Designed top of rail level
Nivel platforma proiectat
Designed subgrade level

64.504	64.363	64.223	64.082	63.942	63.914	63.801	63.761	63.639	63.476	63.179	62.881	62.584	62.286
63.764	63.623	63.483	63.342	63.202	63.174	63.061	63.021	62.899	62.736	62.439	62.141	61.844	61.546
64.525	64.380	64.235	64.090	63.945	63.917	63.825	63.772	63.630	63.460	63.149	62.838	62.527	62.215
-0.022	-0.017	-0.013	-0.008	-0.004	-0.003	-0.025	-0.011	0.009	0.016	0.030	0.043	0.057	0.071
600.000	625.000	650.000	675.000	700.000	704.969	720.669	725.000	736.368	750.000	775.000	800.000	825.000	850.000

61.989	61.691	61.394	61.170	61.103	60.833	60.562	60.292	60.022	59.752	59.481	59.211
61.249	60.951	60.654	60.430	60.363	60.093	59.822	59.552	59.282	59.012	58.741	58.471
61.912	61.643	61.374	61.171	61.104	60.835	60.565	60.296	60.027	59.757	59.484	59.204
0.076	0.048	0.020	-0.001	-0.001	-0.002	-0.003	-0.004	-0.005	-0.005	-0.003	0.007
875.000	900.000	925.000	943.803	950.000	975.000	0.000	25.000	50.000	75.000	100.000	125.000

34+600 34+700 34+800 34+900 35+000 35+100

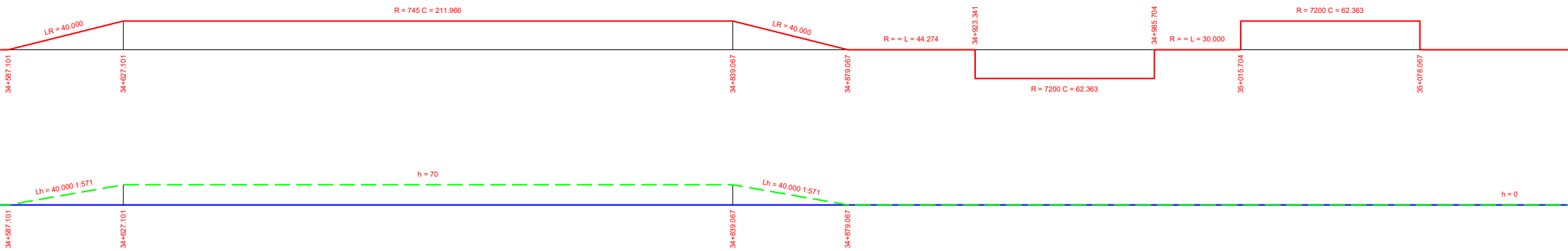
LR = 40.000
R = 745 C = 211.966
LR = 40.000
R = ∞ L = 44.274
34+923.341
34+985.704
R = 7200 C = 62.363
R = ∞ L = 30.000
R = 7200 C = 62.363
34+587.101
34+627.101
34+839.067
34+879.067
35+015.704
35+078.067
Lh = 40.000 1:571
h = 70
Lh = 40.000 1:571
h = 0
34+587.101
34+627.101
34+839.067
34+879.067

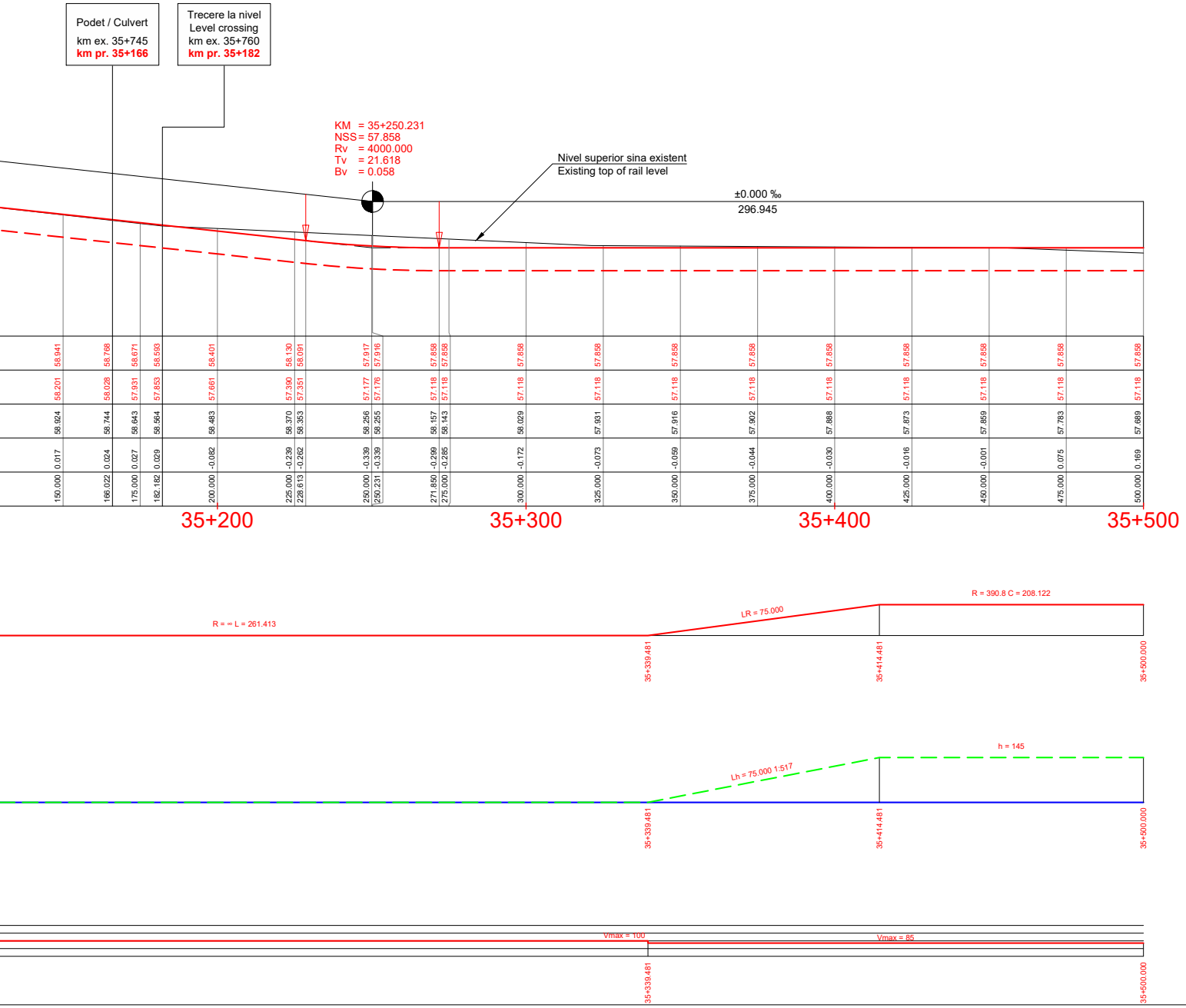
Podet / Culvert
km ex. 35+745
km pr. 35+166
Trecere la nivel
Level crossing
km ex. 35+760
km pr. 35+182
KM = 35+250.231
NSS= 57.858
Rv = 4000.000
Tv = 21.618
Bv = 0.058
Nivel superior sina existent
Existing top of rail level
±0.000 ‰
296.945
35+200
35+300
35+400
35+500
R = ∞ L = 261.413
LR = 75.000
R = 390.8 C = 208.122
35+339.481
35+414.481
35+500.000
Lh = 75.000 1:517
h = 145
Vmax = 100
Vmax = 85

58.941	58.768	58.671	58.593	58.401	58.130	58.091	57.917	57.916	57.858	57.858	57.858	57.858	57.858	57.858	57.858	57.858	57.858	57.858	57.858
58.201	58.028	57.931	57.853	57.661	57.390	57.351	57.177	57.176	57.118	57.118	57.118	57.118	57.118	57.118	57.118	57.118	57.118	57.118	57.118
58.924	58.744	58.643	58.564	58.483	58.370	58.353	58.256	58.255	58.157	58.143	58.029	57.931	57.916	57.902	57.888	57.873	57.859	57.783	57.689
0.017	0.024	0.027	0.029	-0.082	-0.239	-0.262	-0.339	-0.339	-0.299	-0.285	-0.172	-0.073	-0.059	-0.044	-0.030	-0.016	-0.001	0.075	0.169
150.000	166.022	175.000	182.182	200.000	225.000	228.613	250.000	250.231	271.850	275.000	300.000	325.000	350.000	375.000	400.000	425.000	450.000	475.000	500.000

CFR

ENTITATE CONTRACTANTA
CONTRACTING ENTITY

CFR
C.N.C.F. "C.F.R." - S.A.

CONTRACTANT
CONTRACTOR

ISPCF Fondat in 1947
BAICONS
Asocierea S.C. ISPCF S.A. - S.C. BAICONS IMPEX SRL

	Nume *Name*	Data *Date*	Semnatura *Signature*
Şef Proiect *Project Manager*	Viorel Gorgonetu	11.2024	Vi
Verificat *Checked*	Ioana Crăciun	11.2024	
Proiectat *Designed*	Radu Crăciun	11.2024	

”Modernizarea liniilor şi instalaţiilor din
Complexul Feroviar Bucureşti”
Studiu de fezabilitate

”Modernization lines and installations in the
Bucharest Railway Complex
Feasibility Study

Proiect / *Project*
38 / 2022

Faza / *Phase*
S.F.
F.S.

Denumire / *Title*

Profil longitudinal Firul I
Longitudinal profile Track I
km 33+100.00 - km 35+500.00

Scara / *Scale*
1:1000
1:100

Codificare / Codification System

C	O	B	U		S	F		C	F	T		D	P	L		0	0		0	0		0	1	8		R	0	0

Istoricul reviziilor / Revision History

Rev.	Data/Date	Descriere Modificare / Modification description
1		
2		
3		
4		