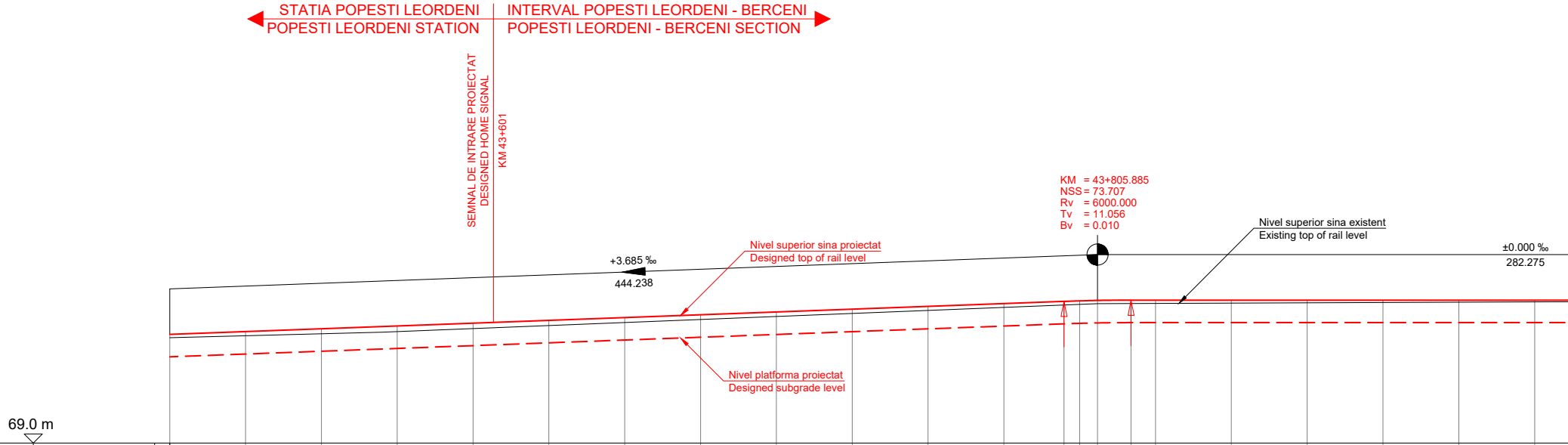
STATIA POPESTI LEORDENI
POPESTI LEORDENI STATION
INTERVAL POPESTI LEORDENI - BERCENI
POPESTI LEORDENI - BERCENI SECTION
SEMNAL DE INTRARE PROIECTAT
DESIGNED HOME SIGNAL
KM 43+601
+3.685 ‰
444.238
Nivel superior sina proiectat
Designed top of rail level
KM = 43+805.885
NSS = 73.707
Rv = 6000.000
Tv = 11.056
Bv = 0.010
Nivel superior sina existent
Existing top of rail level
±0.000 ‰
282.275
Nivel platforma proiectat
Designed subgrade level
69.0 m

Nivel superior sina proiectat (in curbe pe firul interior)	Designed top of rail level (in curves on inner rail)	72.580	72.672	72.764	72.856	72.948	73.040	73.133	73.225	73.317	73.409	73.501
Nivel platforma proiectat	Designed subgrade level	71.840	71.932	72.024	72.116	72.208	72.300	72.393	72.485	72.577	72.669	72.761
Nivel superior sina existent sau nivel teren existent	Existing top of rail level or existing ground level	72.471	72.536	72.601	72.672	72.772	72.871	72.970	73.070	73.169	73.269	73.368
Diferente pe verticala (m) intre NSS proiectat si NSS existent	Vertical differences (m) between designed TOR and existing TOR	0.109	0.136	0.163	0.184	0.177	0.169	0.162	0.155	0.148	0.140	0.133
Kilometraj	Chainage	500.000	525.000	550.000	575.000	600.000	625.000	650.000	675.000	700.000	725.000	750.000

Nivel superior sina proiectat (in curbe pe firul interior)	Designed top of rail level (in curves on inner rail)	73.593	73.666	73.683	73.697	73.707	73.707	73.707	73.707	73.707	73.707	73.707
Nivel platforma proiectat	Designed subgrade level	72.853	72.926	72.943	72.957	72.967	72.967	72.967	72.967	72.967	72.967	72.967
Nivel superior sina existent sau nivel teren existent	Existing top of rail level or existing ground level	73.467	73.546	73.567	73.590	73.595	73.598	73.608	73.619	73.629	73.639	73.650
Diferente pe verticala (m) intre NSS proiectat si NSS existent	Vertical differences (m) between designed TOR and existing TOR	0.126	0.120	0.116	0.107	0.112	0.109	0.099	0.088	0.078	0.068	0.057
Kilometraj	Chainage	775.000	794.829	800.000	805.885	816.941	825.000	850.000	875.000	900.000	925.000	950.000

43+500 43+600 43+700 43+800 43+900

Diagrama curburii
Scara: 1000/R [cm]

R = ∞ L = 1324.702
43+500.000

Diagrama suprainaltarii
Scara: 0.1 x h [mm]

Sina stanga – – –
Sina dreapta ——

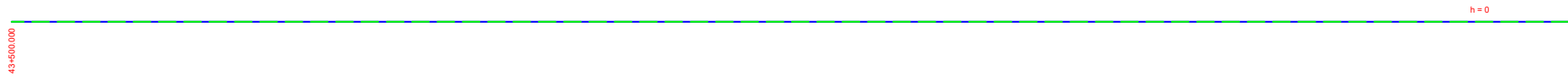
h = 0
43+500.000

Diagrama vitezei
Scara: 0.05 x km/h [mm]

Vmax ——



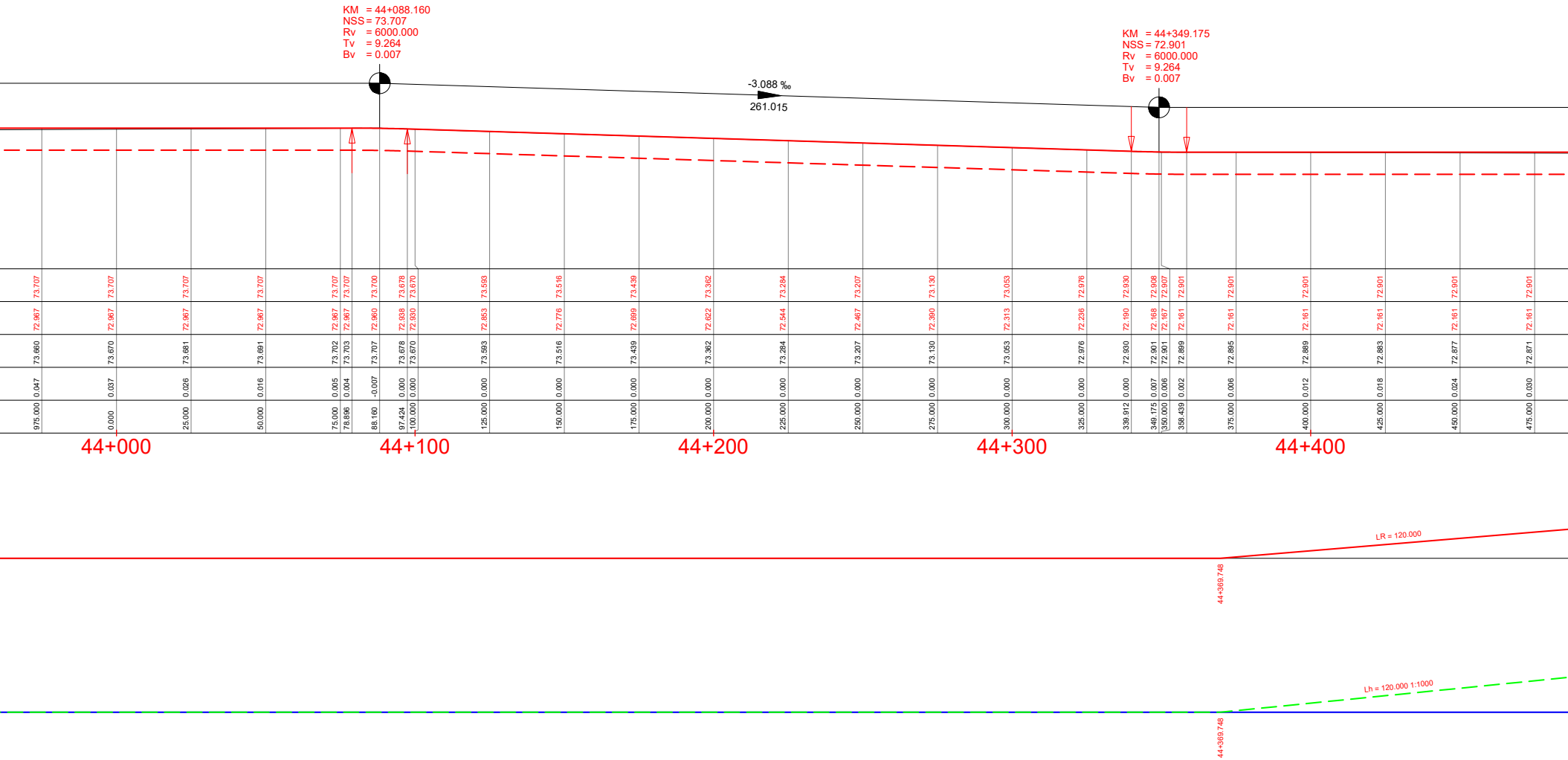
KM = 44+088.160
NSS = 73.707
Rv = 6000.000
Tv = 9.264
Bv = 0.007
-3.088 ‰
261.015
KM = 44+349.175
NSS = 72.901
Rv = 6000.000
Tv = 9.264
Bv = 0.007
44+000
44+100
44+200
44+300
44+400
LR = 120.000
44+369.748
Lh = 120.000 1:1000
44+369.748

73.707	73.707	73.707	73.707	73.707	73.707	73.700	73.678	73.670	73.593	73.516	73.439	73.362	73.284	73.207	73.130	73.053	72.976	72.930	72.908	72.907	72.901	72.901	72.901	72.901	72.901	72.901
72.967	72.967	72.967	72.967	72.967	72.967	72.960	72.938	72.930	72.853	72.776	72.699	72.622	72.544	72.467	72.390	72.313	72.236	72.190	72.168	72.167	72.161	72.161	72.161	72.161	72.161	72.161
73.660	73.670	73.681	73.691	73.702	73.703	73.707	73.678	73.670	73.593	73.516	73.439	73.362	73.284	73.207	73.130	73.053	72.976	72.930	72.901	72.901	72.899	72.895	72.889	72.883	72.877	72.871
0.047	0.037	0.026	0.016	0.005	0.004	-0.007	0.000	0.000	0.000	0.000	0.000	0.000	0.000	0.000	0.000	0.000	0.000	0.000	0.007	0.006	0.002	0.006	0.012	0.018	0.024	0.030
975.000	0.000	25.000	50.000	75.000	78.896	88.160	97.424	100.000	125.000	150.000	175.000	200.000	225.000	250.000	275.000	300.000	325.000	339.912	349.175	350.000	358.439	375.000	400.000	425.000	450.000	475.000


Nivel superior sina proiectat
Designed top of rail level
Nivel superior sina existent
Existing top of rail level
±0.000 ‰
1012.964
Nivel platforma proiectat
Designed subgrade level
44+500
44+600
44+700
44+800
44+900
45+000
R = 895 C = 112.931
LR = 120.000
R = ∞ L = 462.752
44+489.748
44+602.679
44+722.679
h = 120
Lh = 120.000 1:1000
44+489.748
44+602.679
44+722.679
Vmax = 120

72.901	72.901	72.901	72.901	72.901	72.901	72.901	72.901	72.901	72.901	72.901	72.901	72.901	72.901	72.901	72.901	72.901	72.901	72.901	72.901	72.901
72.161	72.161	72.161	72.161	72.161	72.161	72.161	72.161	72.161	72.161	72.161	72.161	72.161	72.161	72.161	72.161	72.161	72.161	72.161	72.161	72.161
72.865	72.859	72.853	72.861	72.869	72.877	72.885	72.893	72.901	72.909	72.908	72.892	72.876	72.860	72.844	72.828	72.812	72.796	72.780	72.764	72.767
0.036	0.042	0.048	0.040	0.032	0.024	0.016	0.008	-0.000	-0.008	-0.007	0.009	0.025	0.041	0.057	0.073	0.089	0.105	0.121	0.137	0.134
500.000	525.000	550.000	575.000	600.000	625.000	650.000	675.000	700.000	725.000	750.000	775.000	800.000	825.000	850.000	875.000	900.000	925.000	950.000	975.000	0.000

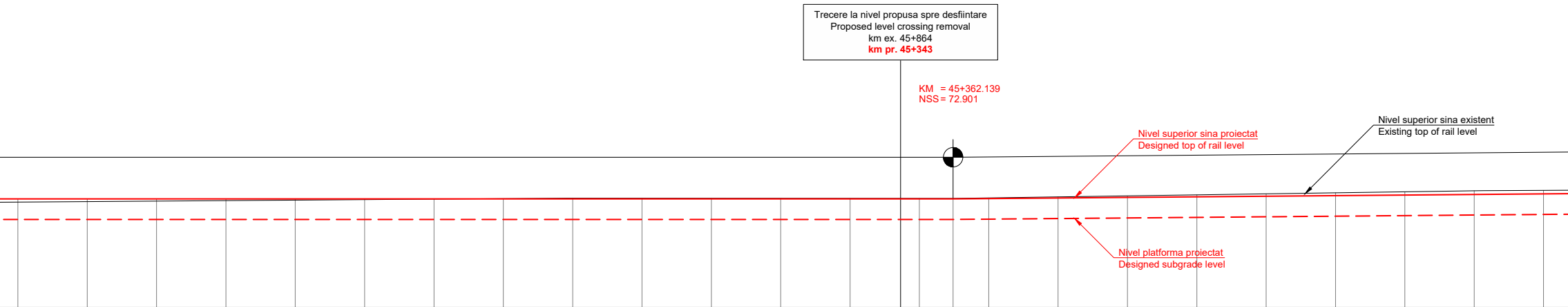
Trecere la nivel propusa spre desfiintare
Proposed level crossing removal
km ex. 45+864
km pr. 45+343
KM = 45+362.139
NSS = 72.901
Nivel superior sina proiectat
Designed top of rail level
Nivel superior sina existent
Existing top of rail level
Nivel platforma proiectat
Designed subgrade level

72.901	72.901	72.901	72.901	72.901	72.901	72.901	72.901	72.901	72.901	72.901	72.901	72.901	72.901	72.901	72.901	72.912	72.933	72.954	72.975	72.997	73.018	73.039	73.060	73.081
72.161	72.161	72.161	72.161	72.161	72.161	72.161	72.161	72.161	72.161	72.161	72.161	72.161	72.161	72.161	72.161	72.172	72.193	72.214	72.235	72.257	72.278	72.299	72.320	72.341
72.785	72.803	72.821	72.839	72.856	72.874	72.892	72.910	72.926	72.924	72.922	72.920	72.919	72.917	72.917	72.916	72.935	72.972	73.008	73.045	73.081	73.118	73.155	73.191	73.207
0.116	0.098	0.080	0.062	0.045	0.027	0.009	-0.009	-0.025	-0.023	-0.021	-0.019	-0.018	-0.016	-0.016	-0.015	-0.023	-0.038	-0.054	-0.069	-0.085	-0.100	-0.116	-0.131	-0.126
25.000	50.000	75.000	100.000	125.000	150.000	175.000	200.000	225.000	250.000	275.000	300.000	325.000	343.220	350.000	362.139	375.000	400.000	425.000	450.000	475.000	500.000	525.000	550.000	575.000

45+100 45+200 45+300 45+400 45+500

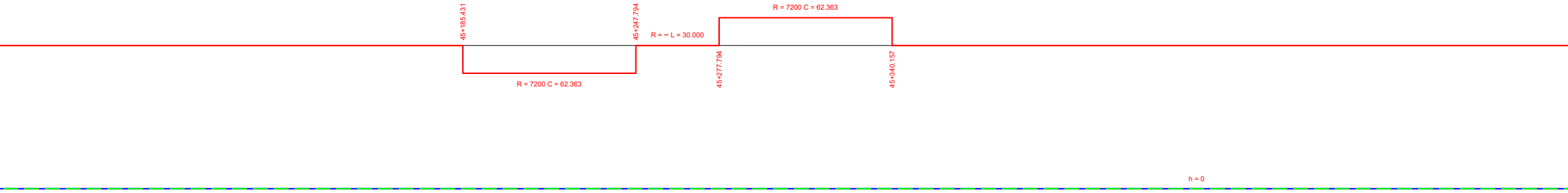
45+185.431
45+247.794
R = 7200 C = 62.363
R = ∞ L = 30.000
R = 7200 C = 62.363
45+277.794
45+340.157
h = 0

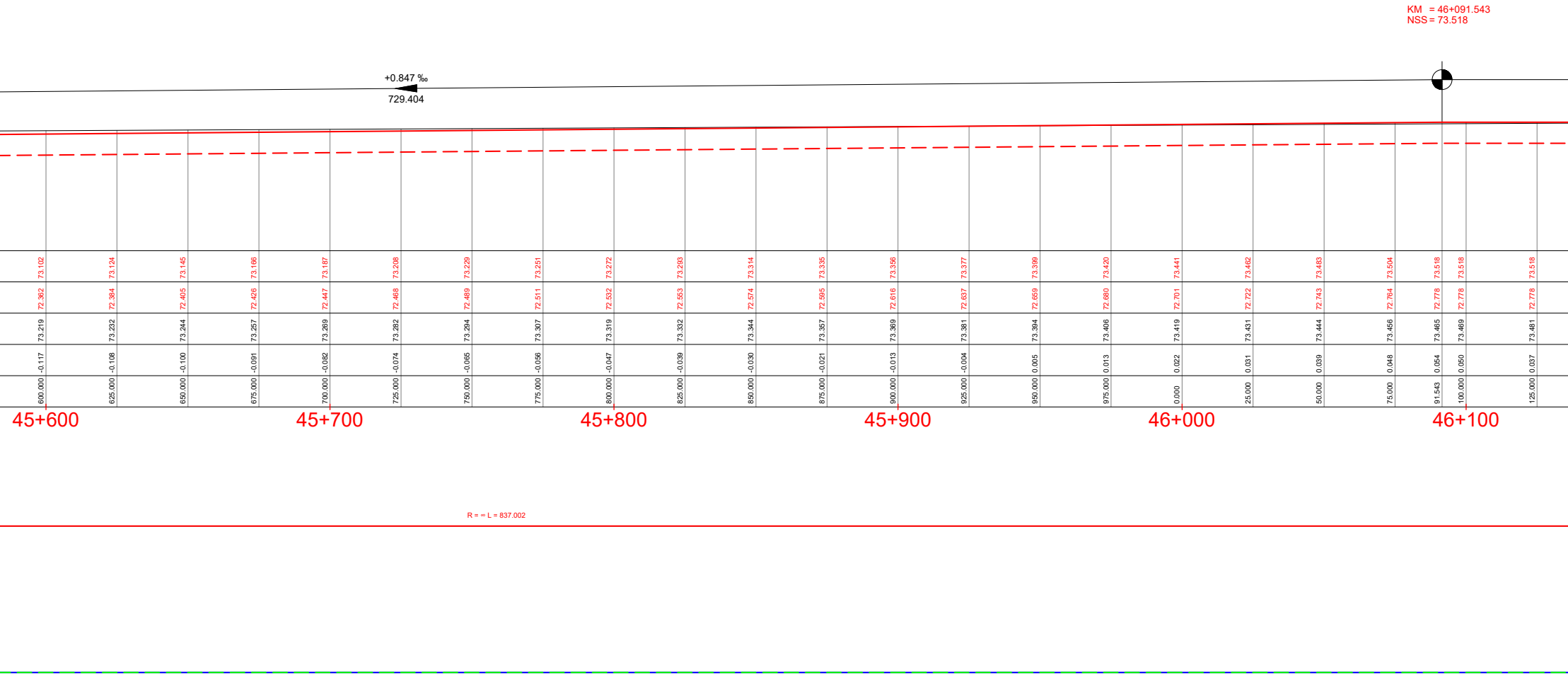
KM = 46+091.543
NSS = 73.518
+0.847 ‰
729.404
45+600
45+700
45+800
45+900
46+000
46+100
R = ∞ L = 837.002

73.102	73.124	73.145	73.166	73.187	73.208	73.229	73.251	73.272	73.293	73.314	73.335
72.362	72.384	72.405	72.426	72.447	72.468	72.489	72.511	72.532	72.553	72.574	72.595
73.219	73.232	73.244	73.257	73.269	73.282	73.294	73.307	73.319	73.332	73.344	73.357
-0.117	-0.108	-0.100	-0.091	-0.082	-0.074	-0.065	-0.056	-0.047	-0.039	-0.030	-0.021
600.000	625.000	650.000	675.000	700.000	725.000	750.000	775.000	800.000	825.000	850.000	875.000

73.356	73.377	73.399	73.420	73.441	73.462	73.483	73.504	73.518	73.518	73.518
72.616	72.637	72.659	72.680	72.701	72.722	72.743	72.764	72.778	72.778	72.778
73.369	73.381	73.394	73.406	73.419	73.431	73.444	73.456	73.465	73.469	73.481
-0.013	-0.004	0.005	0.013	0.022	0.031	0.039	0.048	0.054	0.050	0.037
900.000	925.000	950.000	975.000	0.000	25.000	50.000	75.000	91.543	100.000	125.000

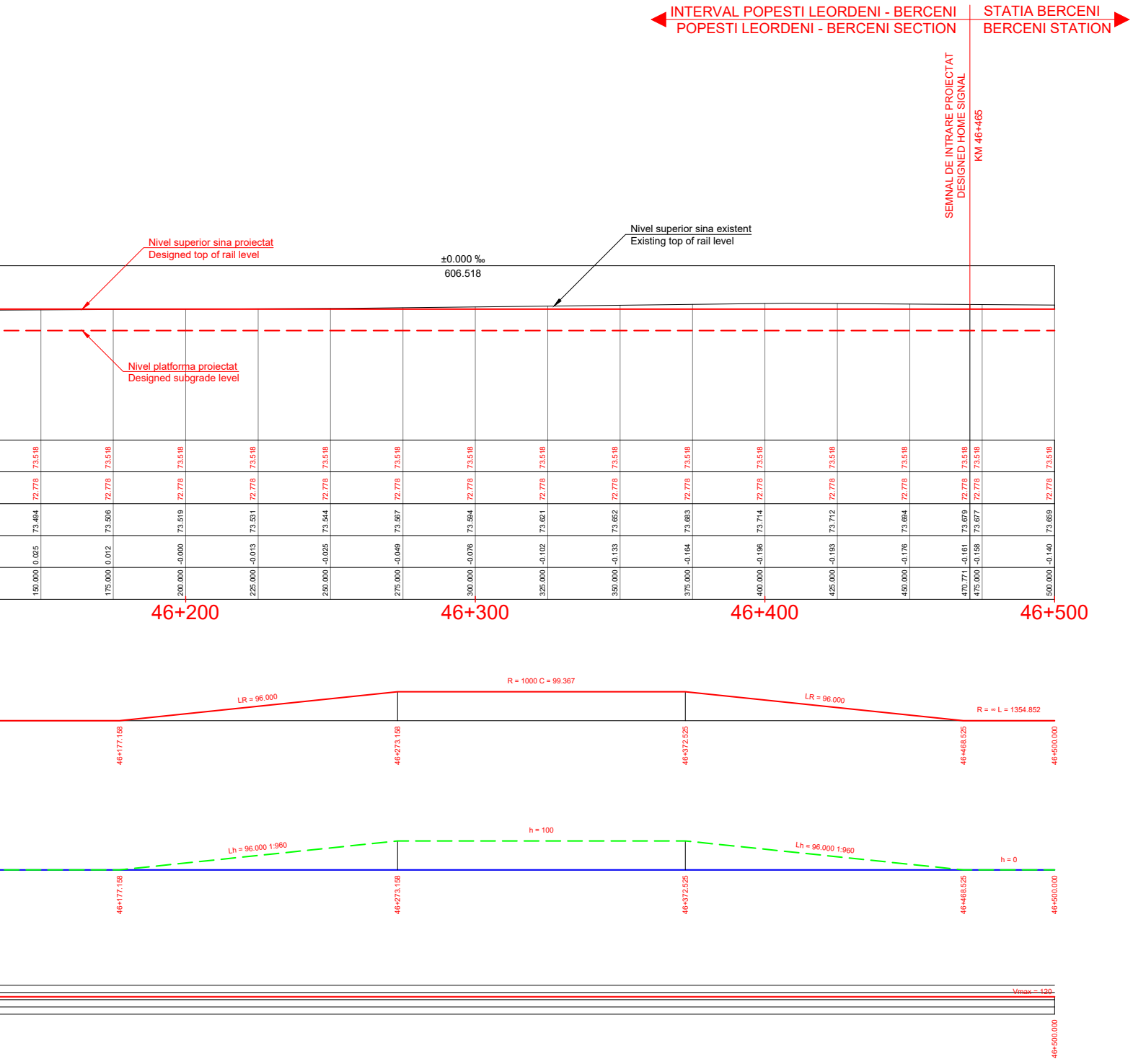
INTERVAL POPESTI LEORDENI - BERCENI
POPESTI LEORDENI - BERCENI SECTION
STATIA BERCENI
BERCENI STATION
SEMNAL DE INTRARE PROIECTAT
DESIGNED HOME SIGNAL
KM 46+465
Nivel superior sina proiectat
Designed top of rail level
Nivel superior sina existent
Existing top of rail level
±0.000 ‰
606.518
Nivel platforma proiectat
Designed subgrade level
46+200
46+300
46+400
46+500
LR = 96.000
R = 1000 C = 99.367
LR = 96.000
R = ∞ L = 1354.852
46+177.158
46+273.158
46+372.525
46+468.525
46+500.000
Lh = 96.000 1:960
h = 100
Lh = 96.000 1:960
h = 0
46+177.158
46+273.158
46+372.525
46+468.525
46+500.000
Vmax = 120
46+500.000

73.518	73.518	73.518	73.518	73.518	73.518	73.518	73.518	73.518	73.518	73.518	73.518	73.518	73.518	73.518	73.518
72.778	72.778	72.778	72.778	72.778	72.778	72.778	72.778	72.778	72.778	72.778	72.778	72.778	72.778	72.778	72.778
73.494	73.506	73.519	73.531	73.544	73.567	73.594	73.621	73.652	73.683	73.714	73.712	73.694	73.679	73.677	73.659
0.025	0.012	-0.000	-0.013	-0.025	-0.049	-0.076	-0.102	-0.133	-0.164	-0.196	-0.193	-0.176	-0.161	-0.158	-0.140
150.000	175.000	200.000	225.000	250.000	275.000	300.000	325.000	350.000	375.000	400.000	425.000	450.000	470.771	475.000	500.000

ENTITATE CONTRACTANTA
CONTRACTING ENTITY

C.N.C.F. "C.F.R." - S.A.

CONTRACTANT
CONTRACTOR

Fondat in 1947

Asocierea S.C. ISPCF S.A. - S.C. BAICONS IMPEX SRL

	Nume *Name*	Data *Date*	Semnatura *Signature*
Şef Proiect *Project Manager*	Viorel Gorgonetu	11.2024	
Verificat *Checked*	Ioana Crăciun	11.2024	
Proiectat *Designed*	Radu Crăciun	11.2024	

”Modernizarea liniilor și instalațiilor din
Complexul Feroviar București”
Studiu de fezabilitate

”Modernization lines and installations in the
Bucharest Railway Complex
Feasibility Study

Proiect / *Project*
38 / 2022

Faza / *Phase*
S.F.
F.S.

Denumire / *Title*

Profil longitudinal Firul I
Longitudinal profile Track I
km 43+500.00 - km 46+500.00

Scara / *Scale*
1:1000
1:100

Codificare / Codification System

C O B U | S F | C F T | D P L | 0 0 | 0 0 | 0 2 3 | R 0 0

Istoricul reviziilor / Revision History

Rev.	Data/Date	Descriere Modificare / Modification description
1		
2		
3		
4		