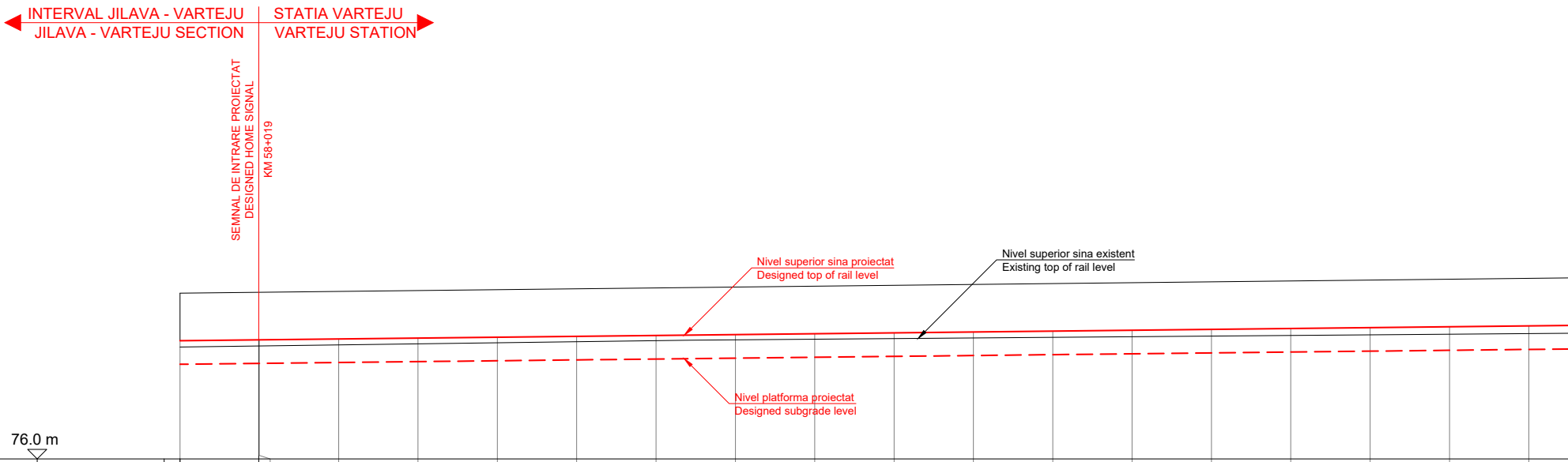
INTERVAL JILAVA - VARTEJU
JILAVA - VARTEJU SECTION
STATIA VARTEJU
VARTEJU STATION
SEMNAL DE INTRARE PROIECTAT
DESIGNED HOME SIGNAL
KM 58+019
Nivel superior sina proiectat
Designed top of rail level
Nivel superior sina existent
Existing top of rail level
Nivel platforma proiectat
Designed subgrade level
76.0 m

Nivel superior sina proiectat (in curbe pe firul interior)	Designed top of rail level (in curves on inner rail)	79.725	79.752	79.752	79.780	79.807	79.835	79.862	79.890	79.917	79.945	79.972	80.000	80.027	80.055	80.082	80.110	80.137	80.165	80.192
Nivel platforma proiectat	Designed subgrade level	78.985	79.012	79.012	79.040	79.067	79.095	79.122	79.150	79.177	79.205	79.232	79.260	79.287	79.315	79.342	79.370	79.397	79.425	79.452
Nivel superior sina existent sau nivel teren existent	Existing top of rail level or existing ground level	79.528	79.562	79.562	79.595	79.629	79.662	79.696	79.729	79.755	79.775	79.794	79.814	79.834	79.854	79.873	79.893	79.913	79.933	79.952
Diferente pe verticala (m) intre NSS proiectat si NSS existent	Vertical differences (m) between designed TOR and existing TOR	0.196	0.191	0.190	0.185	0.179	0.173	0.167	0.161	0.162	0.170	0.178	0.186	0.193	0.201	0.209	0.217	0.224	0.232	0.240
Kilometraj	Chainage	0.000	24.822	25.000	50.000	75.000	100.000	125.000	150.000	175.000	200.000	225.000	250.000	275.000	300.000	325.000	350.000	375.000	400.000	425.000

58+000 58+100 58+200 58+300 58+400

Diagrama curburii
Scara: 1000/R [cm]


R = 1150 C = 124.950
LR = 86.000
R = ∞ L = 311.242
58+000.000
58+042.464
58+128.464

Diagrama suprainaltarii
Scara: 0.1 x h [mm]


h = 80
Lh = 86.000 1:1075
h = 0
58+000.000
58+042.464
58+128.464

Sina stanga – – –
Sina dreapta ——

Diagrama vitezei
Scara: 0.05 x km/h [mm]

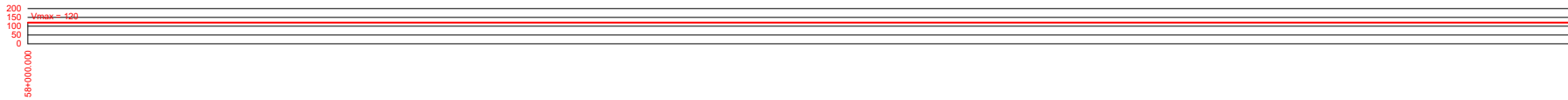
200
150
100
50
0
Vmax = 120
58+000.000

Vmax ——

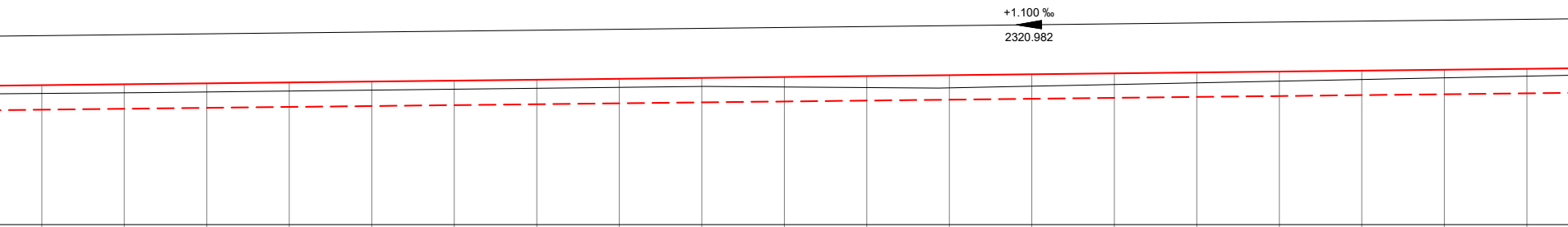
+1.100 ‰
2320.982

80.220	80.247	80.275	80.302	80.330	80.357	80.385	80.412	80.440	80.467	80.495	80.522	80.550	80.577	80.605	80.632	80.660	80.687	80.715
79.480	79.507	79.535	79.562	79.590	79.617	79.645	79.672	79.700	79.727	79.755	79.782	79.810	79.837	79.865	79.892	79.920	79.947	79.975
79.972	79.992	80.017	80.045	80.072	80.100	80.128	80.155	80.183	80.166	80.148	80.139	80.190	80.240	80.291	80.342	80.393	80.444	80.495
0.248	0.255	0.258	0.258	0.258	0.257	0.257	0.257	0.257	0.301	0.347	0.384	0.360	0.337	0.314	0.290	0.267	0.244	0.220
450.000	475.000	500.000	525.000	550.000	575.000	600.000	625.000	650.000	675.000	700.000	725.000	750.000	775.000	800.000	825.000	850.000	875.000	900.000

58+500 58+600 58+700 58+800 58+900

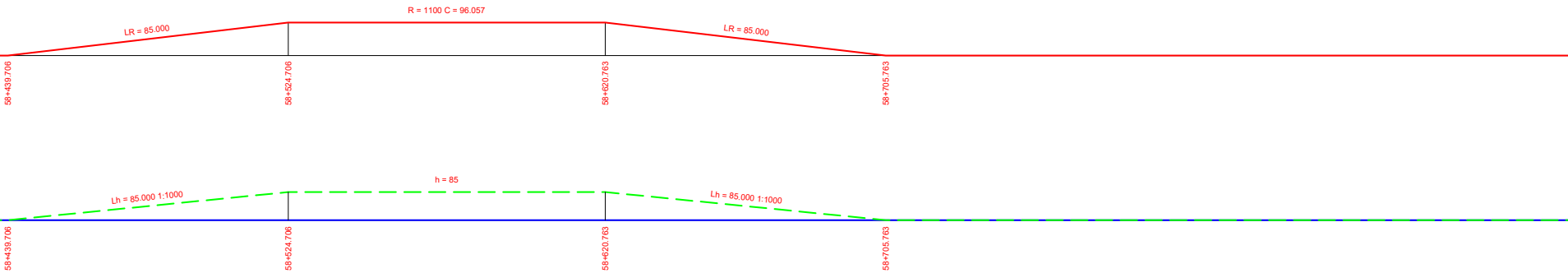
LR = 85.000
R = 1100 C = 96.057
LR = 85.000
58+439.706
58+524.706
58+620.763
58+705.763
Lh = 85.000 1:1000
h = 85
Lh = 85.000 1:1000
58+439.706
58+524.706
58+620.763
58+705.763

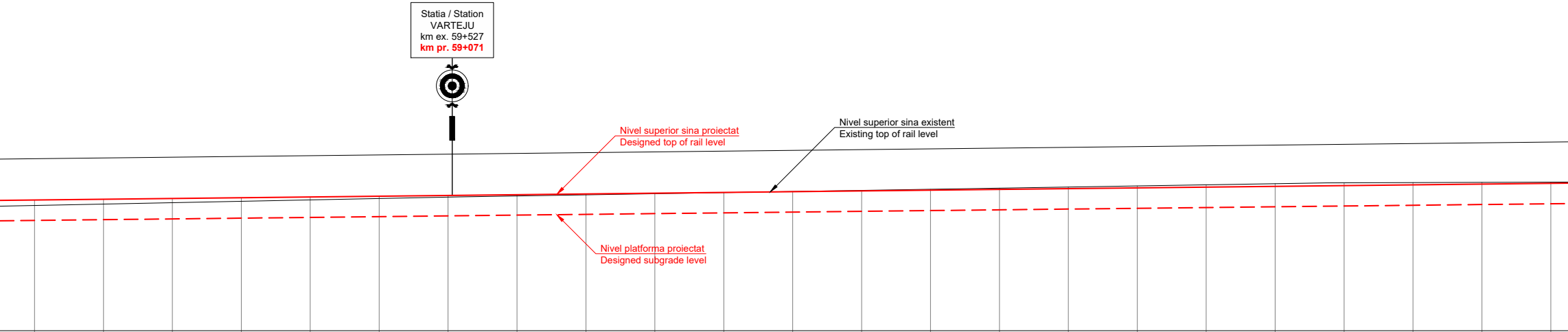
Statia / Station
VARTEJU
km ex. 59+527
km pr. 59+071
Nivel superior sina proiectat
Designed top of rail level
Nivel superior sina existent
Existing top of rail level
Nivel platforma proiectat
Designed subgrade level

80.742	80.770	80.797	80.825	80.852	80.880	80.907	80.935	80.962	80.990	81.017	81.045
80.002	80.030	80.057	80.085	80.112	80.140	80.167	80.195	80.222	80.250	80.277	80.305
80.545	80.596	80.647	80.698	80.749	80.800	80.850	80.893	80.933	80.973	81.013	81.054
0.197	0.174	0.150	0.127	0.104	0.080	0.057	0.042	0.030	0.017	0.004	-0.009
925.000	950.000	975.000	0.000	25.000	50.000	75.000	100.000	125.000	150.000	175.000	200.000
			59+000				59+100				59+200

81.072	81.100	81.127	81.155	81.182	81.210	81.237	81.265	81.292	81.320	81.347
80.332	80.360	80.387	80.415	80.442	80.470	80.497	80.525	80.552	80.580	80.607
81.094	81.134	81.175	81.215	81.255	81.296	81.336	81.368	81.376	81.384	81.392
-0.022	-0.034	-0.047	-0.060	-0.073	-0.086	-0.098	-0.103	-0.084	-0.064	-0.045
225.000	250.000	275.000	300.000	325.000	350.000	375.000	400.000	425.000	450.000	475.000
			59+300				59+400			

h = 0

Vmax = 120

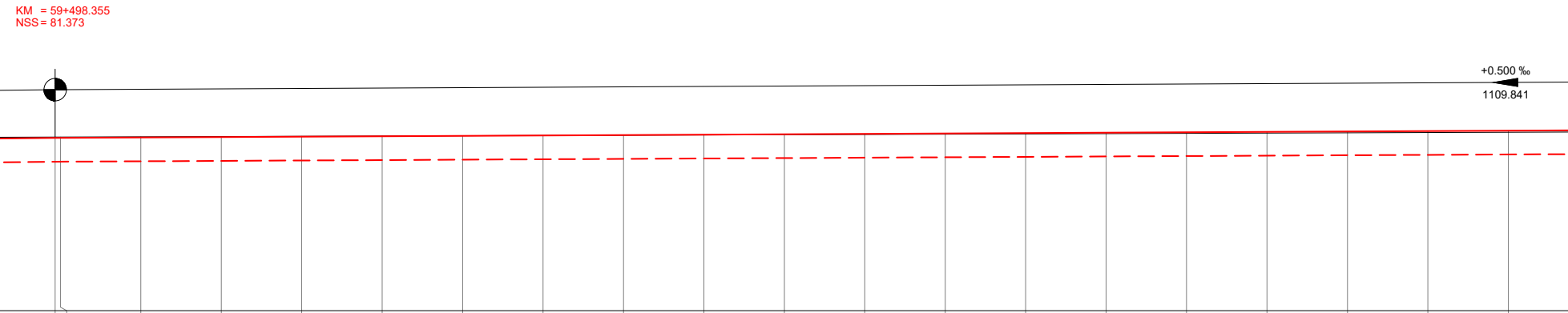
KM = 59+498.355
NSS = 81.373
+0.500 ‰
1109.841

81.373	81.374	81.386	81.399	81.411	81.424	81.436	81.449	81.461	81.474	81.486
80.633	80.634	80.646	80.659	80.671	80.684	80.696	80.709	80.721	80.734	80.746
81.399	81.400	81.408	81.416	81.424	81.432	81.440	81.448	81.456	81.464	81.472
-0.026	-0.026	-0.022	-0.017	-0.013	-0.008	-0.004	0.001	0.005	0.010	0.014
498.355	500.000	525.000	550.000	575.000	600.000	625.000	650.000	675.000	700.000	725.000

81.499	81.511	81.524	81.536	81.549	81.561	81.574	81.586	81.599
80.759	80.771	80.784	80.796	80.809	80.821	80.834	80.846	80.859
81.480	81.488	81.496	81.505	81.514	81.523	81.532	81.541	81.550
0.019	0.023	0.028	0.031	0.035	0.038	0.042	0.045	0.049
750.000	775.000	800.000	825.000	850.000	875.000	900.000	925.000	950.000

59+500 59+600 59+700 59+800 59+900

R = ∞ L = 1676.015

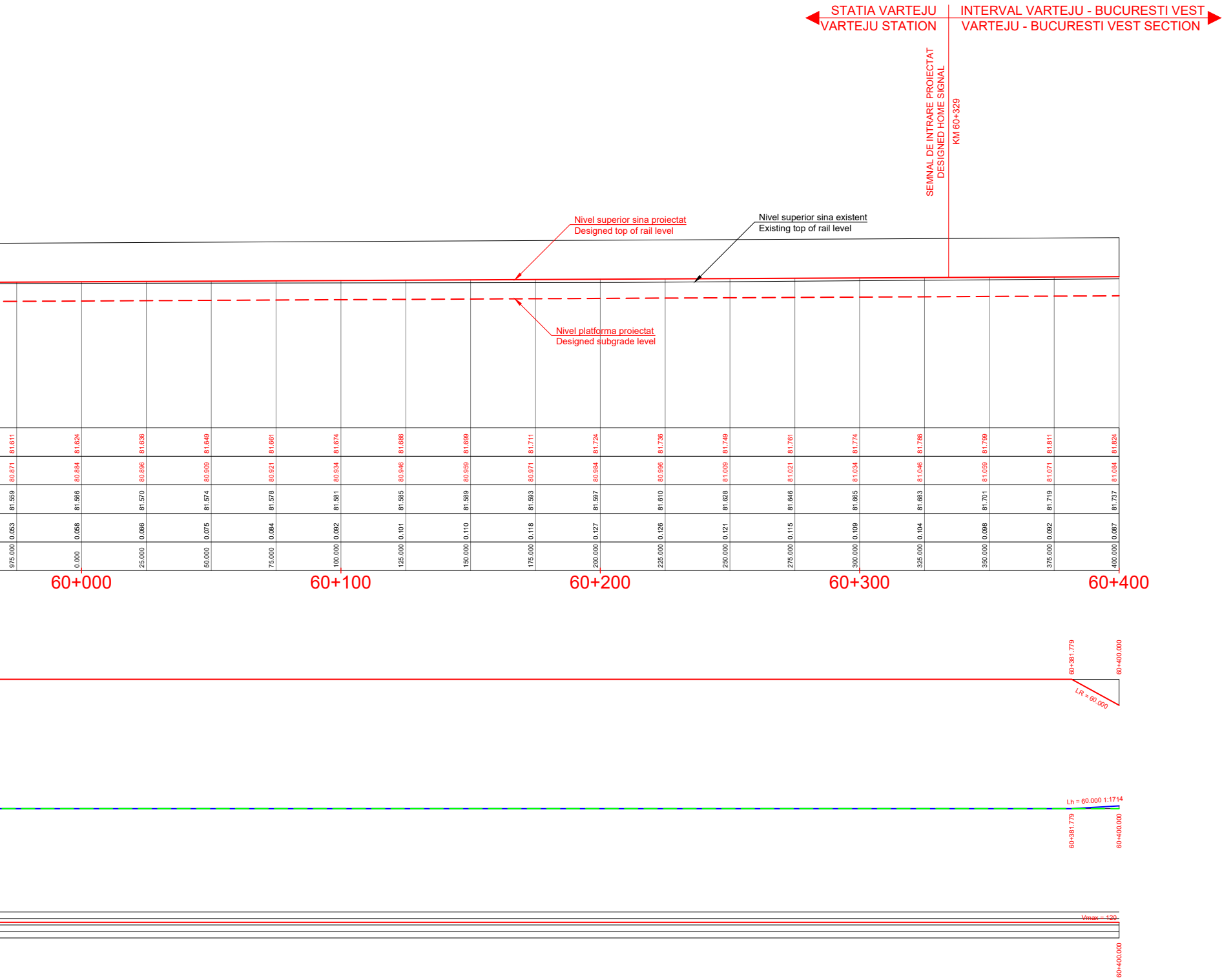
STATIA VARTEJU
VARTEJU STATION
INTERVAL VARTEJU - BUCURESTI VEST
VARTEJU - BUCURESTI VEST SECTION
SEMNAL DE INTRARE PROIECTAT
DESIGNED HOME SIGNAL
KM 60+329
Nivel superior sina proiectat
Designed top of rail level
Nivel superior sina existent
Existing top of rail level
Nivel platforma proiectat
Designed subgrade level
60+000
60+100
60+200
60+300
60+400
60+381.779
60+400.000
LR = 60.000
Lh = 60.000 1:1714
60+381.779
60+400.000
Vmax = 120
60+400.000

81.611	81.624	81.636	81.649	81.661	81.674	81.686	81.699	81.711	81.724	81.736	81.749	81.761	81.774	81.786	81.799	81.811	81.824
80.871	80.884	80.896	80.909	80.921	80.934	80.946	80.959	80.971	80.984	80.996	81.009	81.021	81.034	81.046	81.059	81.071	81.084
81.559	81.566	81.570	81.574	81.578	81.581	81.585	81.589	81.593	81.597	81.610	81.628	81.646	81.665	81.683	81.701	81.719	81.737
0.053	0.058	0.066	0.075	0.084	0.092	0.101	0.110	0.118	0.127	0.126	0.121	0.115	0.109	0.104	0.098	0.092	0.087
975.000	0.000	25.000	50.000	75.000	100.000	125.000	150.000	175.000	200.000	225.000	250.000	275.000	300.000	325.000	350.000	375.000	400.000

ENTITATE CONTRACTANTA
CONTRACTING ENTITY

CFR
C.N.C.F. "C.F.R." - S.A.

CONTRACTANT
CONTRACTOR

ISPCF Fondat in 1947
BAICONS
Asocierea S.C. ISPCF S.A. - S.C. BAICONS IMPEX SRL

	Nume *Name*	Data *Date*	Semnatura *Signature*
Şef Proiect *Project Manager*	Viorel Gorgonetu	11.2024	
Verificat *Checked*	Ioana Crăciun	11.2024	
Proiectat *Designed*	Radu Crăciun	11.2024	

”Modernizarea liniilor și instalațiilor din
Complexul Feroviar București”
Studiu de fezabilitate

”Modernization lines and installations in the
Bucharest Railway Complex
Feasibility Study

Proiect / *Project*
38 / 2022

Faza / *Phase*
S.F.
F.S.

Denumire / *Title*

Profil longitudinal Firul I
Longitudinal profile Track I
km 58+000.00 - km 60+400.00

Scara / *Scale*
1:1000
1:100

Codificare / Codification System

C O B U S F C F T D P L 0 0 0 0 0 3 0 R 0 0

Istoricul reviziilor / Revision History

Rev.	Data/Date	Descriere Modificare / Modification description
1		
2		
3		
4		