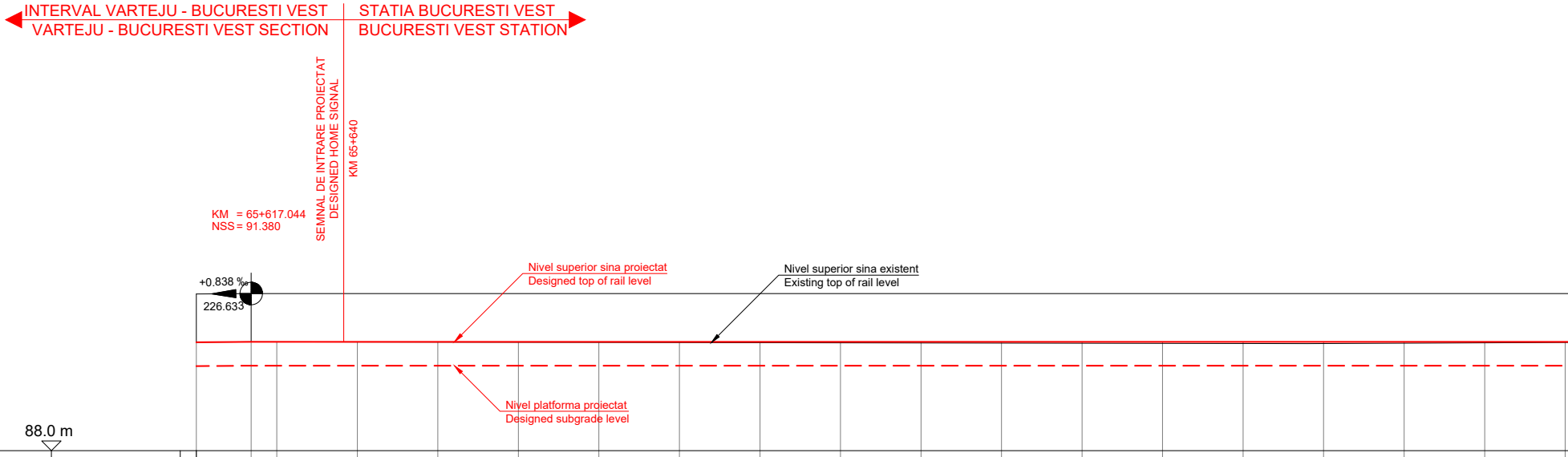
INTERVAL VARTEJU - BUCURESTI VEST
VARTEJU - BUCURESTI VEST SECTION
STATIA BUCURESTI VEST
BUCURESTI VEST STATION
SEMNAL DE INTRARE PROIECTAT
DESIGNED HOME SIGNAL
KM 65+640
KM = 65+617.044
NSS = 91.380
+0.838 ‰
226.633
Nivel superior sina proiectat
Designed top of rail level
Nivel superior sina existent
Existing top of rail level
Nivel platforma proiectat
Designed subgrade level
88.0 m

Nivel superior sina proiectat (in curbe pe firul interior)	Designed top of rail level (in curves on inner rail)	91.366	91.380	91.380	91.380	91.380	91.380	91.380	91.380	91.380	91.380	91.380	91.380	91.380	91.380	91.380	91.380	91.380	91.380	91.380
Nivel platforma proiectat	Designed subgrade level	90.626	90.640	90.640	90.640	90.640	90.640	90.640	90.640	90.640	90.640	90.640	90.640	90.640	90.640	90.640	90.640	90.640	90.640	90.640
Nivel superior sina existent sau nivel teren existent	Existing top of rail level or existing ground level	91.366	91.380	91.379	91.374	91.370	91.366	91.362	91.358	91.354	91.349	91.345	91.341	91.337	91.333	91.328	91.327	91.339	91.350	91.361
Diferente pe verticala (m) intre NSS proiectat si NSS existent	Vertical differences (m) between designed TOR and existing TOR	0.000	0.000	0.001	0.006	0.010	0.014	0.018	0.022	0.026	0.031	0.035	0.039	0.043	0.047	0.052	0.053	0.041	0.030	0.019
Kilometraj	Chainage	600.000	617.044	625.000	650.000	675.000	700.000	725.000	750.000	775.000	800.000	825.000	850.000	875.000	900.000	925.000	950.000	975.000	0.000	25.000

65+600 65+700 65+800 65+900 66+000

Diagrama curburii
Scara: 1000/R [cm]


LR = 115.000
R = ∞ L = 143.532
R = 2500 C = 124.190
65+600.000
65+650.937
65+794.468
65+918.658

Diagrama suprainaltarii
Scara: 0.1 x h [mm]

Sina stanga
Sina dreapta


Lh = 115.000 1:958
h = 0
65+600.000
65+650.937

Diagrama vitezei
Scara: 0.05 x km/h [mm]

Vmax


200
150
100
50
0
Vmax = 120
65+600.000

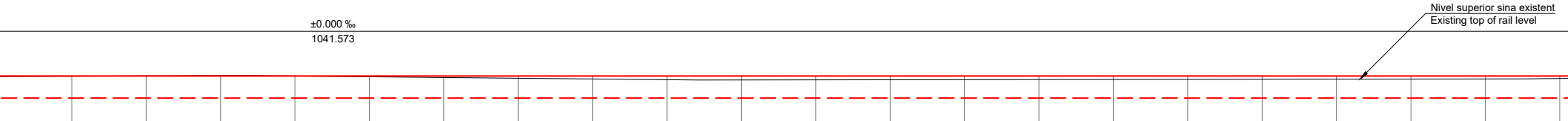
±0.000 ‰
1041.573
Nivel superior sina existent
Existing top of rail level

91.380	91.380	91.380	91.380	91.380	91.380	91.380	91.380	91.380	91.380	91.380	91.380	91.380	91.380	91.380	91.380	91.380	91.380	91.380	91.380	91.380
90.640	90.640	90.640	90.640	90.640	90.640	90.640	90.640	90.640	90.640	90.640	90.640	90.640	90.640	90.640	90.640	90.640	90.640	90.640	90.640	90.640
91.372	91.384	91.395	91.380	91.355	91.330	91.304	91.279	91.254	91.245	91.249	91.252	91.256	91.260	91.264	91.267	91.271	91.275	91.278	91.282	91.298
0.008	-0.004	-0.015	-0.000	0.025	0.050	0.076	0.101	0.126	0.135	0.131	0.128	0.124	0.120	0.116	0.113	0.109	0.105	0.102	0.098	0.082
50.000	75.000	100.000	125.000	150.000	175.000	200.000	225.000	250.000	275.000	300.000	325.000	350.000	375.000	400.000	425.000	450.000	475.000	500.000	525.000	550.000

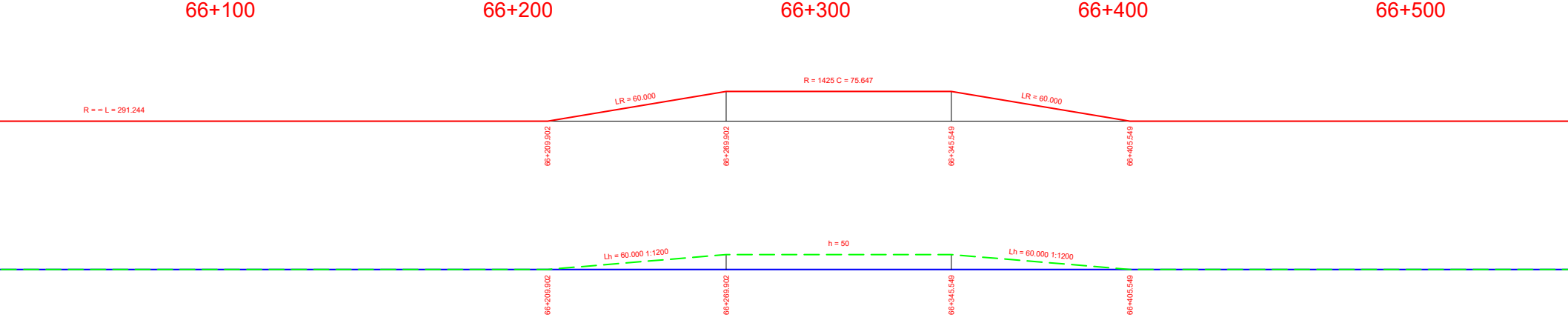
66+100
66+200
66+300
66+400
66+500
R = ∞ L = 291.244
LR = 60.000
R = 1425 C = 75.647
LR = 60.000
66+209.902
66+269.902
66+345.549
66+405.549
Lh = 60.000 1:1200
h = 50
Lh = 60.000 1:1200
66+209.902
66+269.902
66+345.549
66+405.549

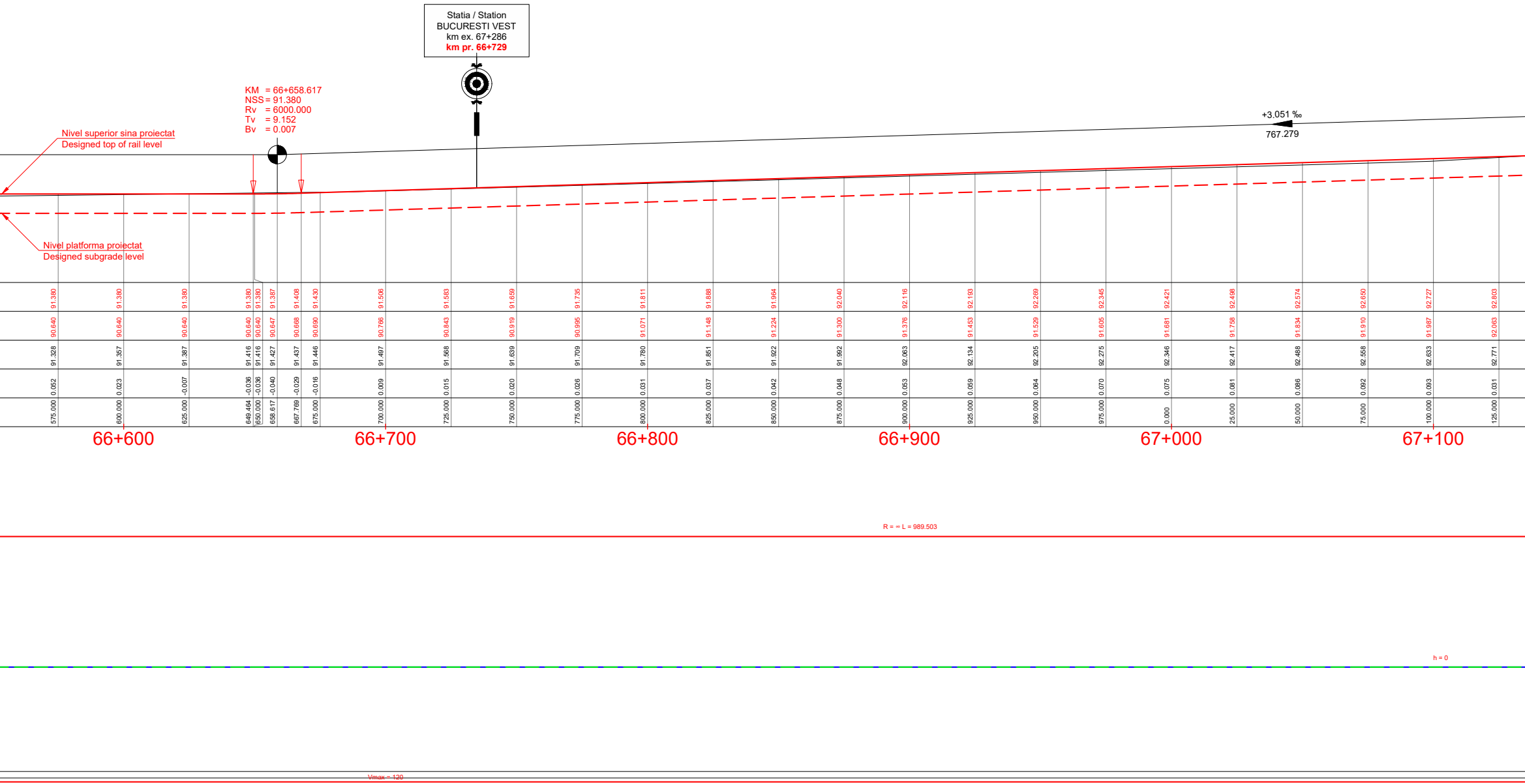
Statia / Station
BUCURESTI VEST
km ex. 67+286
km pr. 66+729
KM = 66+658.617
NSS = 91.380
Rv = 6000.000
Tv = 9.152
Bv = 0.007
Nivel superior sina proiectat
Designed top of rail level
Nivel platforma proiectat
Designed subgrade level
+3.051 ‰
767.279
66+600
66+700
66+800
66+900
67+000
67+100
R = ∞ L = 989.503
h = 0
Vmax = 120

91.380	91.380	91.380	91.380	91.380	91.387	91.408	91.430	91.506	91.583	91.659	91.735	91.811	91.888	91.964	92.040	92.116	92.193	92.269	92.345	92.421	92.498	92.574	92.650	92.727	92.803
90.640	90.640	90.640	90.640	90.640	90.647	90.668	90.690	90.766	90.843	90.919	90.995	91.071	91.148	91.224	91.300	91.376	91.453	91.529	91.605	91.681	91.758	91.834	91.910	91.987	92.063
91.328	91.357	91.387	91.416	91.416	91.427	91.437	91.446	91.497	91.568	91.639	91.709	91.780	91.851	91.922	91.992	92.063	92.134	92.205	92.275	92.346	92.417	92.488	92.558	92.633	92.771
0.052	0.023	-0.007	-0.036	-0.036	-0.040	-0.029	-0.016	0.009	0.015	0.020	0.026	0.031	0.037	0.042	0.048	0.053	0.059	0.064	0.070	0.075	0.081	0.086	0.092	0.093	0.031
575.000	600.000	625.000	649.464	650.000	658.617	667.769	675.000	700.000	725.000	750.000	775.000	800.000	825.000	850.000	875.000	900.000	925.000	950.000	975.000	0.000	25.000	50.000	75.000	100.000	125.000

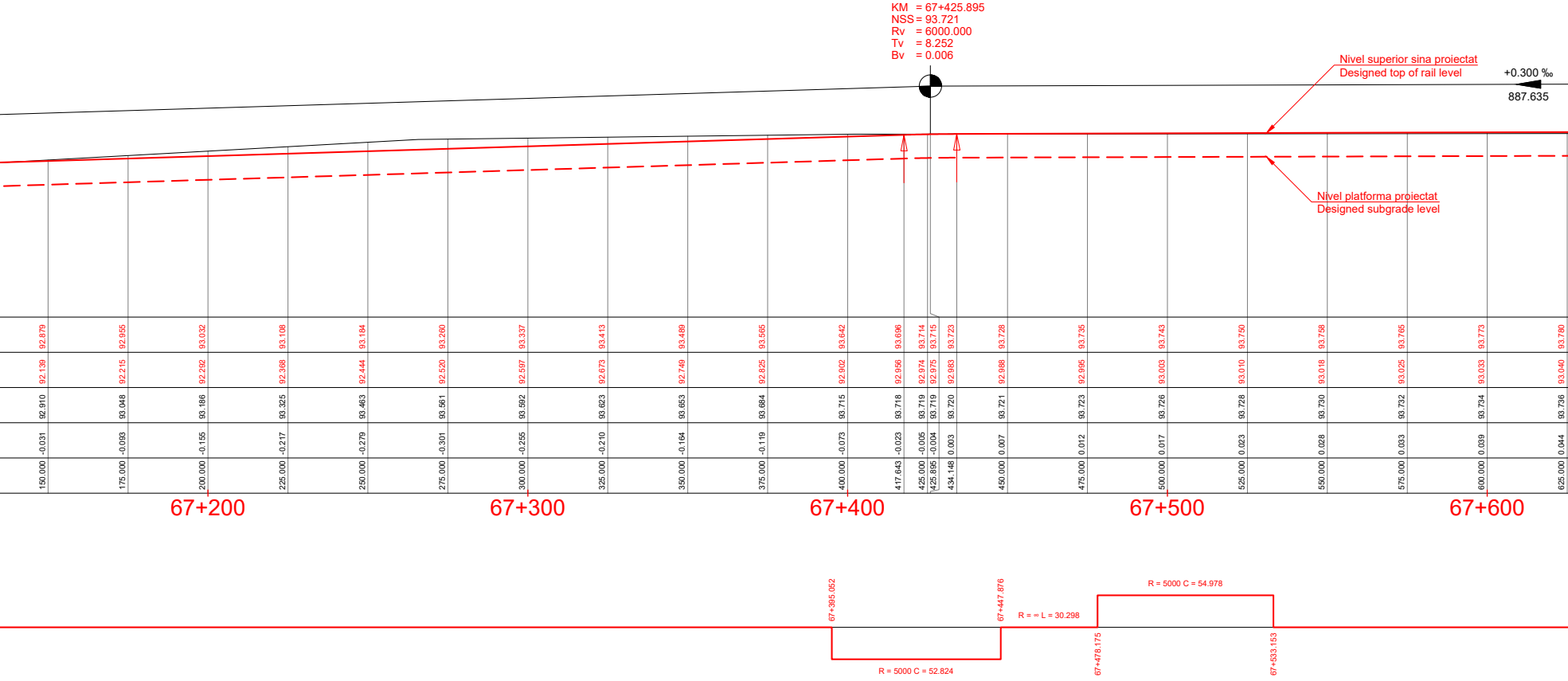
KM = 67+425.895
NSS = 93.721
Rv = 6000.000
Tv = 8.252
Bv = 0.006
Nivel superior sina proiectat
Designed top of rail level
+0.300 ‰
887.635
Nivel platforma proiectat
Designed subgrade level
67+200
67+300
67+400
67+500
67+600
67+395.052
67+447.876
R = 5000 C = 52.824
R = ∞ L = 30.298
67+478.175
67+533.153
R = 5000 C = 54.978

92.879	92.955	93.032	93.108	93.184	93.260	93.337	93.413	93.489	93.565	93.642	93.696	93.714	93.715	93.723	93.728	93.735	93.743	93.750	93.758	93.765	93.773	93.780
92.139	92.215	92.292	92.368	92.444	92.520	92.597	92.673	92.749	92.825	92.902	92.956	92.974	92.975	92.983	92.988	92.995	93.003	93.010	93.018	93.025	93.033	93.040
92.910	93.048	93.186	93.325	93.463	93.561	93.592	93.623	93.653	93.684	93.715	93.718	93.719	93.719	93.720	93.721	93.723	93.726	93.728	93.730	93.732	93.734	93.736
-0.031	-0.093	-0.155	-0.217	-0.279	-0.301	-0.255	-0.210	-0.164	-0.119	-0.073	-0.023	-0.005	-0.004	0.003	0.007	0.012	0.017	0.023	0.028	0.033	0.039	0.044
150.000	175.000	200.000	225.000	250.000	275.000	300.000	325.000	350.000	375.000	400.000	417.643	425.000	425.895	434.148	450.000	475.000	500.000	525.000	550.000	575.000	600.000	625.000

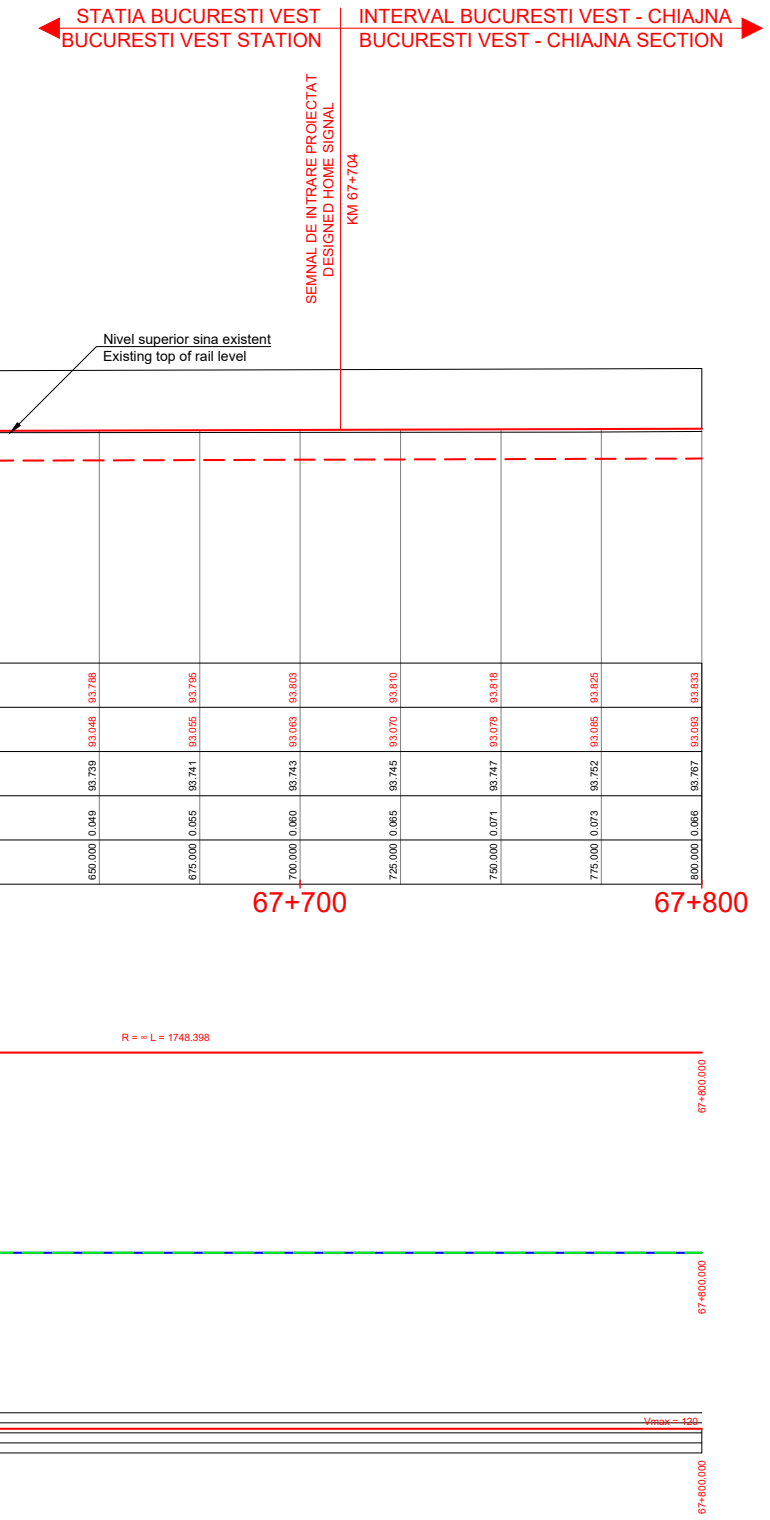
STATIA BUCURESTI VEST
BUCURESTI VEST STATION
INTERVAL BUCURESTI VEST - CHIAJNA
BUCURESTI VEST - CHIAJNA SECTION
SEMNAL DE INTRARE PROIECTAT
DESIGNED HOME SIGNAL
KM 67+704
Nivel superior sina existent
Existing top of rail level
67+700
67+800
R = ∞ L = 1748.398
67+800.000
67+800.000
~~Vmax = 120~~
67+800.000

93.788	93.795	93.803	93.810	93.818	93.825	93.833
93.048	93.055	93.063	93.070	93.078	93.085	93.093
93.739	93.741	93.743	93.745	93.747	93.752	93.767
0.049	0.055	0.060	0.065	0.071	0.073	0.066
650.000	675.000	700.000	725.000	750.000	775.000	800.000

ENTITATE CONTRACTANTA
CONTRACTING ENTITY

C.N.C.F. "C.F.R." - S.A.

CONTRACTANT
CONTRACTOR

Asocierea S.C. ISPCF S.A. - S.C. BAICONS IMPEX SRL

	Nume *Name*	Data *Date*	Semnatura *Signature*
Şef Proiect *Project Manager*	Viorel Gorgonetu	11.2024	
Verificat *Checked*	Ioana Crăciun	11.2024	
Proiectat *Designed*	Radu Crăciun	11.2024	

”Modernizarea liniilor și instalațiilor din
Complexul Feroviar București”
Studiu de fezabilitate

”Modernization lines and installations in the
Bucharest Railway Complex
Feasibility Study

Proiect / *Project*
38 / 2022

Faza / *Phase*
S.F.
F.S.

Denumire / *Title*

Profil longitudinal Firul I
Longitudinal profile Track I
km 65+600.00 - km 67+800.00

Scara / *Scale*
1:1000
1:100

Codificare / Codification System

C O B U | S F | C F T | D P L | 0 0 | 0 0 | 0 3 4 | R 0 0

Istoricul reviziilor / Revision History

Rev.	Data/Date	Descriere Modificare / Modification description
1		
2		
3		
4		