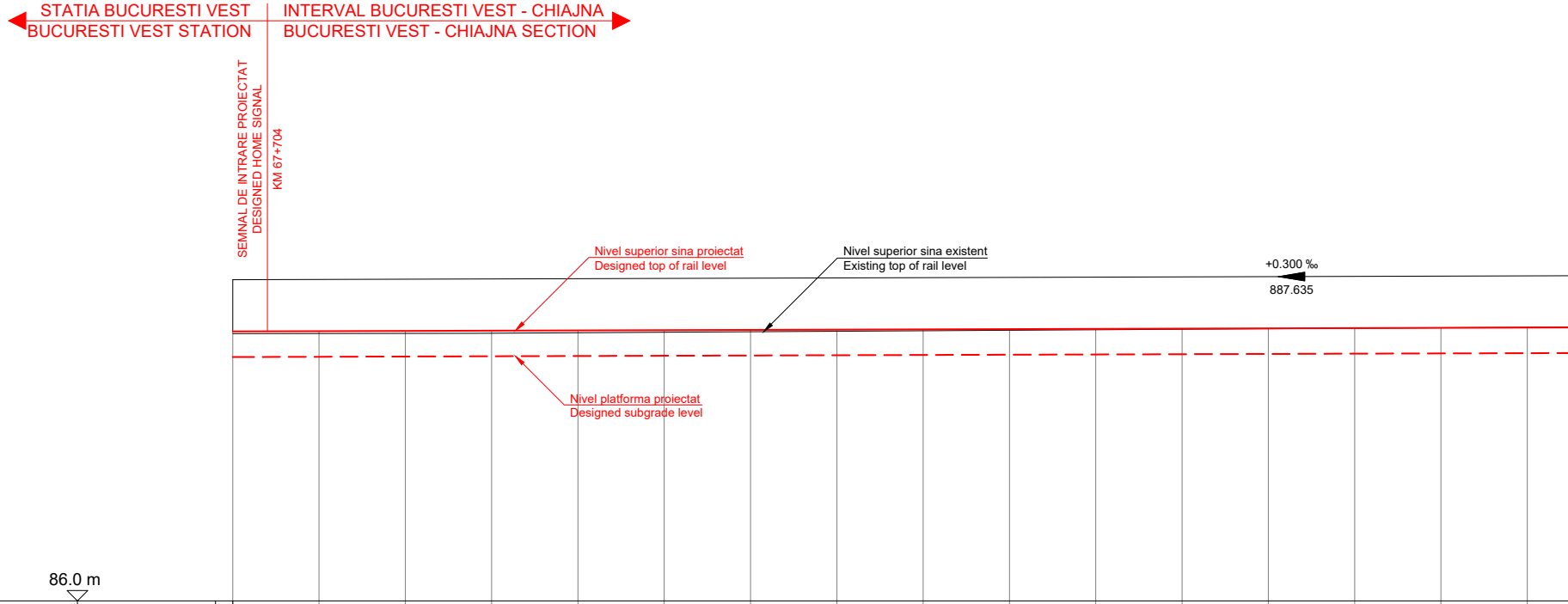
STATIA BUCURESTI VEST
BUCURESTI VEST STATION
INTERVAL BUCURESTI VEST - CHIAJNA
BUCURESTI VEST - CHIAJNA SECTION
SEMNAL DE INTRARE PROIECTAT
DESIGNED HOME SIGNAL
KM 67+704
Nivel superior sina proiectat
Designed top of rail level
Nivel superior sina existent
Existing top of rail level
+0.300 ‰
887.635
Nivel platforma proiectat
Designed subgrade level
86.0 m

Nivel superior sina proiectat (in curbe pe firul interior)	Designed top of rail level (in curves on inner rail)	93.803	93.810	93.818	93.825	93.833	93.840	93.848	93.855	93.863	93.870	93.878	93.885	93.893	93.900	93.908	93.915
Nivel platforma proiectat	Designed subgrade level	93.063	93.070	93.078	93.085	93.093	93.100	93.108	93.115	93.123	93.130	93.138	93.145	93.153	93.160	93.168	93.175
Nivel superior sina existent sau nivel teren existent	Existing top of rail level or existing ground level	93.743	93.745	93.747	93.752	93.767	93.781	93.796	93.810	93.825	93.840	93.854	93.869	93.883	93.898	93.913	93.927
Diferente pe verticala (m) intre NSS proiectat si NSS existent	Vertical differences (m) between designed TOR and existing TOR	0.060	0.065	0.071	0.073	0.066	0.059	0.052	0.045	0.038	0.031	0.024	0.017	0.010	0.002	-0.005	-0.012
Kilometraj	Chainage	700.000	725.000	750.000	775.000	800.000	825.000	850.000	875.000	900.000	925.000	950.000	975.000	0.000	25.000	50.000	75.000

67+700 67+800 67+900 68+000

Diagrama curburii

Scara: 1000/R [cm]

Diagrama suprainaltarii

Scara: 0.1 x h [mm]

Sina stanga — — —

Sina dreapta ——

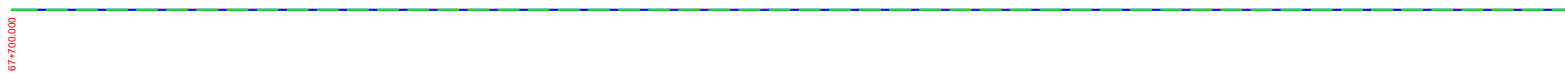

Diagrama vitezei

Scara: 0.05 x km/h [mm]

Vmax ——



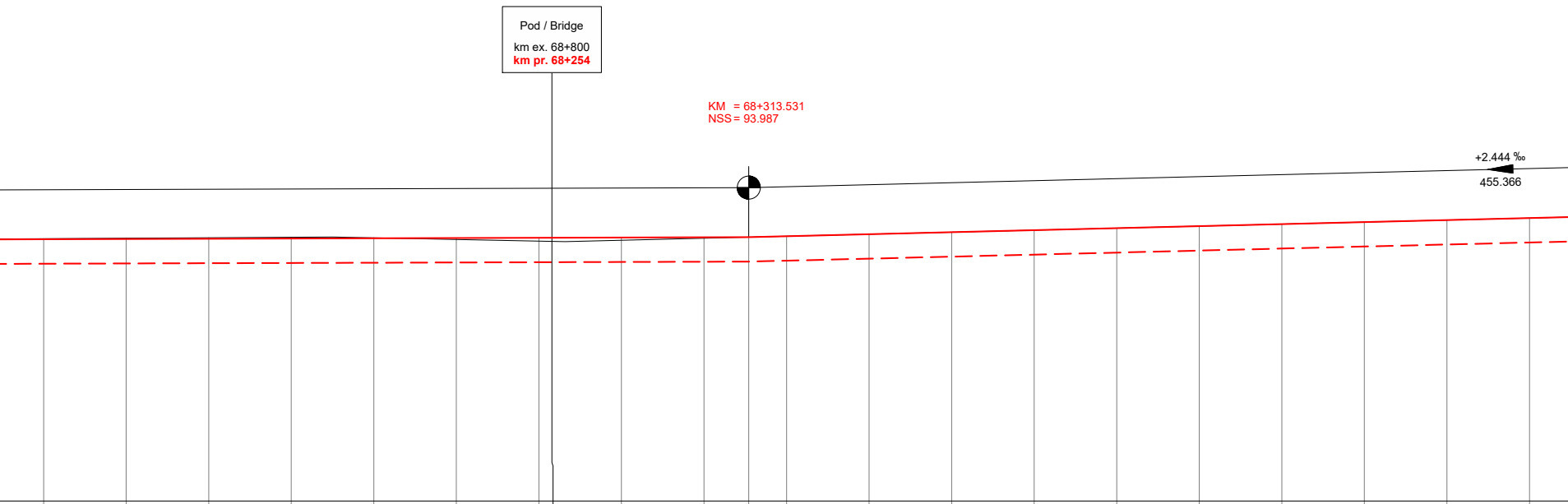
Pod / Bridge
km ex. 68+800
km pr. 68+254
KM = 68+313.531
NSS = 93.987
+2.444 ‰
455.366

93.923	93.930	93.938	93.945	93.953	93.960	93.968	93.969	93.975	93.983	93.987	94.015	94.076	94.137	94.198	94.259	94.321	94.382	94.443	94.504	94.565
93.183	93.190	93.198	93.205	93.213	93.220	93.228	93.229	93.235	93.243	93.247	93.275	93.336	93.397	93.458	93.519	93.581	93.642	93.703	93.764	93.825
93.942	93.956	93.971	93.986	93.968	93.917	93.867	93.859	93.893	93.954	93.987	94.015	94.076	94.137	94.198	94.259	94.321	94.382	94.443	94.504	94.565
-0.019	-0.026	-0.033	-0.040	-0.015	0.043	0.101	0.110	0.083	0.029	0.000	0.000	0.000	0.000	0.000	0.000	0.000	0.000	0.000	0.000	0.000
100.000	125.000	150.000	175.000	200.000	225.000	250.000	253.946	275.000	300.000	313.531	325.000	350.000	375.000	400.000	425.000	450.000	475.000	500.000	525.000	550.000

68+100 68+200 68+300 68+400 68+500

R = ∞ L = 1748.398

h = 0

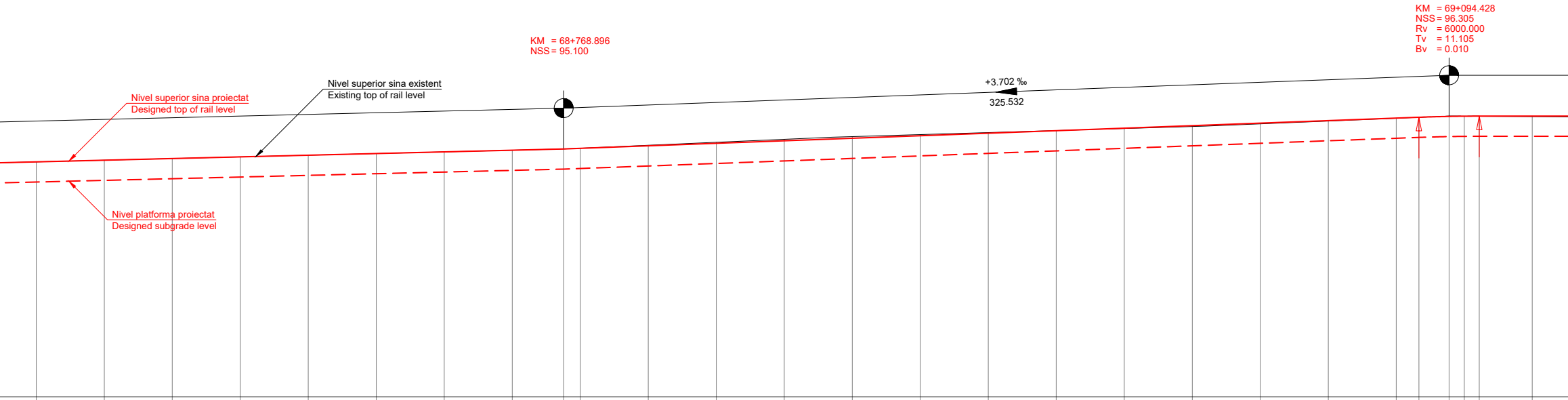
KM = 68+768.896
NSS = 95.100
KM = 69+094.428
NSS = 96.305
Rv = 6000.000
Tv = 11.105
Bv = 0.010
+3.702 ‰
325.532
Nivel superior sina existent
Existing top of rail level
Nivel superior sina proiectat
Designed top of rail level
Nivel platforma proiectat
Designed subgrade level

94.626	94.687	94.748	94.809	94.871	94.932	94.993	95.054	95.100	95.123	95.215	95.308	95.400	95.493	95.585	95.678	95.770	95.863	95.955	96.048	96.141	96.233	96.264	96.295	96.302	96.305	96.305
93.886	93.947	94.008	94.069	94.131	94.192	94.253	94.314	94.360	94.383	94.475	94.568	94.660	94.753	94.845	94.938	95.030	95.123	95.215	95.308	95.401	95.493	95.524	95.555	95.562	95.565	95.565
94.626	94.687	94.748	94.809	94.871	94.932	94.993	95.054	95.100	95.127	95.236	95.346	95.455	95.554	95.629	95.703	95.777	95.851	95.925	96.022	96.124	96.226	96.260	96.305	96.302	96.298	96.286
0.000	0.000	0.000	0.000	0.000	0.000	0.000	0.000	0.000	-0.004	-0.021	-0.038	-0.055	-0.062	-0.043	-0.025	-0.006	0.012	0.030	0.026	0.017	0.007	0.004	-0.010	0.001	0.007	0.019
575.000	600.000	625.000	650.000	675.000	700.000	725.000	750.000	768.896	775.000	800.000	825.000	850.000	875.000	900.000	925.000	950.000	975.000	0.000	25.000	50.000	75.000	83.323	94.428	100.000	105.533	125.000

68+600 68+700 68+800 68+900 69+000 69+100

Vmax = 120

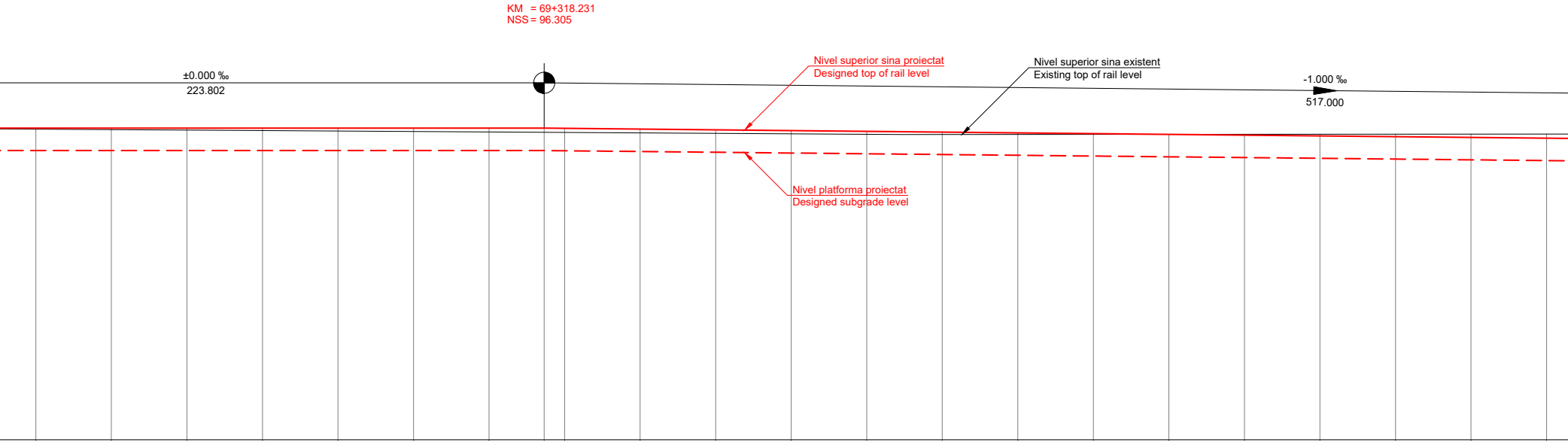
KM = 69+318.231
NSS = 96.305
±0.000 ‰
223.802
Nivel superior sina proiectat
Designed top of rail level
Nivel superior sina existent
Existing top of rail level
-1.000 ‰
517.000
Nivel platforma proiectat
Designed subgrade level

96.305	96.305	96.305	96.305	96.305	96.305	96.305	96.305	96.298	96.273	96.248	96.223	96.198	96.173	96.148	96.123	96.098	96.073	96.048	96.023	95.998	95.973
95.565	95.565	95.565	95.565	95.565	95.565	95.565	95.565	95.558	95.533	95.508	95.483	95.458	95.433	95.408	95.383	95.358	95.333	95.308	95.283	95.258	95.233
96.271	96.256	96.241	96.226	96.211	96.195	96.180	96.169	96.165	96.150	96.135	96.120	96.104	96.098	96.100	96.101	96.103	96.105	96.107	96.108	96.110	96.112
0.034	0.049	0.064	0.079	0.094	0.110	0.125	0.136	0.133	0.123	0.113	0.104	0.094	0.075	0.049	0.022	-0.005	-0.032	-0.058	-0.085	-0.112	-0.139
150.000	175.000	200.000	225.000	250.000	275.000	300.000	318.231	325.000	350.000	375.000	400.000	425.000	450.000	475.000	500.000	525.000	550.000	575.000	600.000	625.000	650.000
		69+200				69+300					69+400				69+500				69+600		

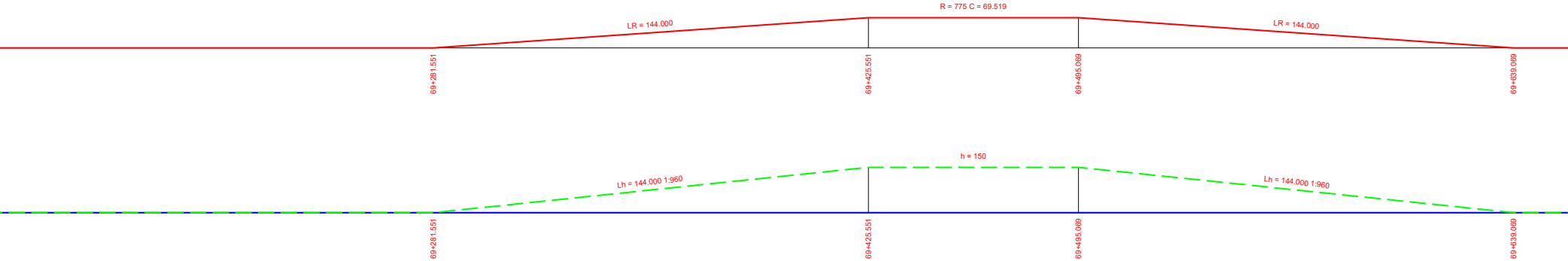
LR = 144.000
R = 775 C = 69.519
LR = 144.000
69+281.551
69+425.551
69+495.069
69+639.069
Lh = 144.000 1:960
h = 150
Lh = 144.000 1:960
69+281.551
69+425.551
69+495.069
69+639.069

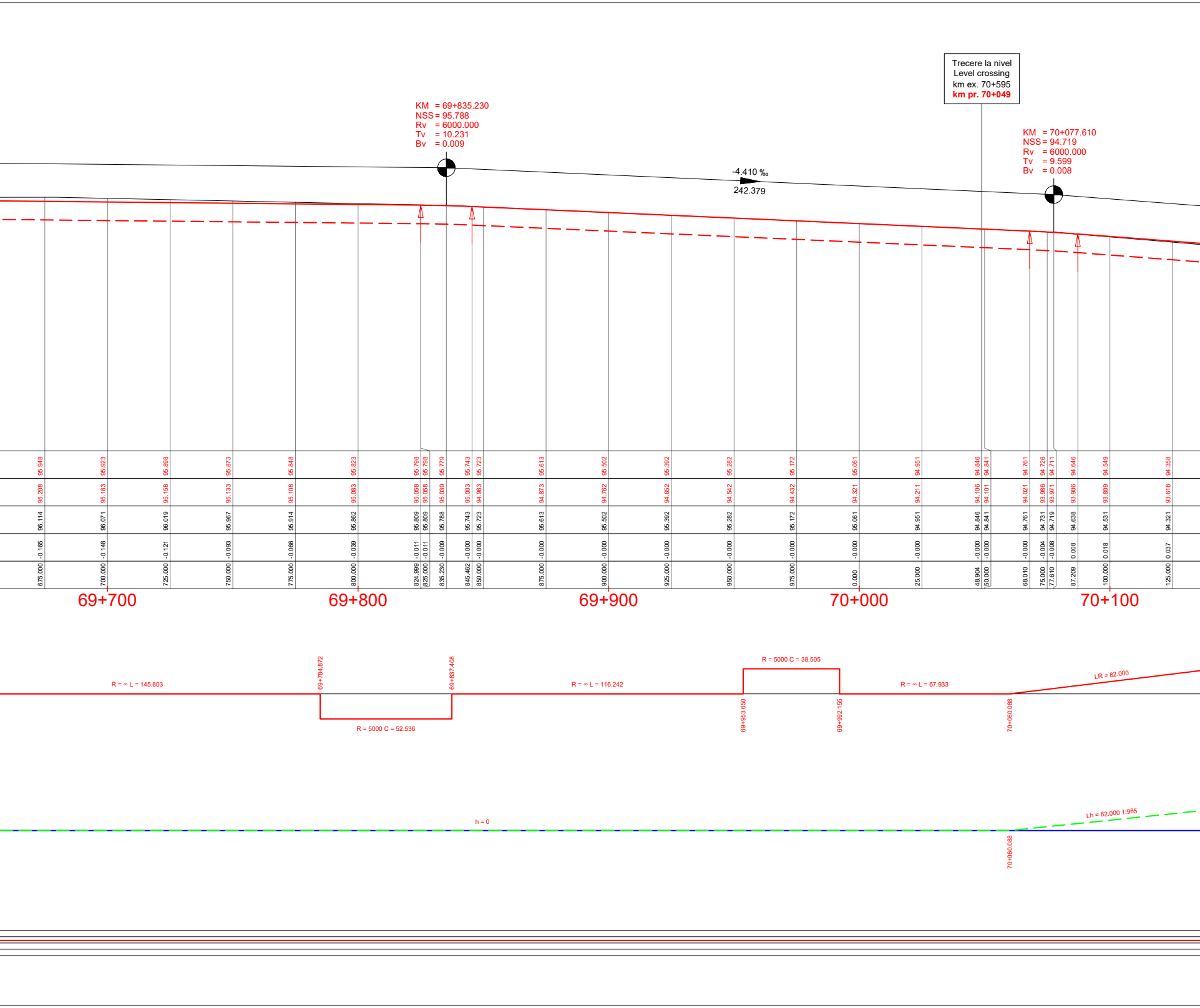
Trecere la nivel
Level crossing
km ex. 70+595
km pr. 70+049
KM = 69+835.230
NSS = 95.788
Rv = 6000.000
Tv = 10.231
Bv = 0.009
-4.410 ‰
242.379
KM = 70+077.610
NSS = 94.719
Rv = 6000.000
Tv = 9.599
Bv = 0.008
95.948 95.208 96.114 -0.165 675.000
95.923 95.183 96.071 -0.148 700.000
95.898 95.158 96.019 -0.121 725.000
95.873 95.133 95.967 -0.093 750.000
95.848 95.108 95.914 -0.066 775.000
95.823 95.083 95.862 -0.039 800.000
95.798 95.058 95.809 -0.011 824.999
95.798 95.058 95.809 -0.011 825.000
95.779 95.039 95.788 -0.009 835.230
95.743 95.003 95.743 -0.000 845.462
95.723 94.983 95.723 -0.000 850.000
95.613 94.873 95.613 -0.000 875.000
95.502 94.762 95.502 -0.000 900.000
95.392 94.652 95.392 -0.000 925.000
95.282 94.542 95.282 -0.000 950.000
95.172 94.432 95.172 -0.000 975.000
95.061 94.321 95.061 -0.000 0.000
94.951 94.211 94.951 -0.000 25.000
94.846 94.106 94.846 -0.000 48.904
94.841 94.101 94.841 -0.000 50.000
94.761 94.021 94.761 -0.000 68.010
94.726 93.986 94.731 -0.004 75.000
94.711 93.971 94.719 -0.008 77.610
94.646 93.906 94.638 0.008 87.209
94.549 93.809 94.531 0.018 100.000
94.358 93.618 94.321 0.037 125.000
69+700
69+800
69+900
70+000
70+100
R = ∞ L = 145.803
69+784.872
69+837.408
R = 5000 C = 52.536
R = ∞ L = 116.242
R = 5000 C = 38.505
69+953.650
69+992.155
R = ∞ L = 67.933
70+060.088
LR = 82.000
h = 0
Lh = 82.000 1:965
70+060.088

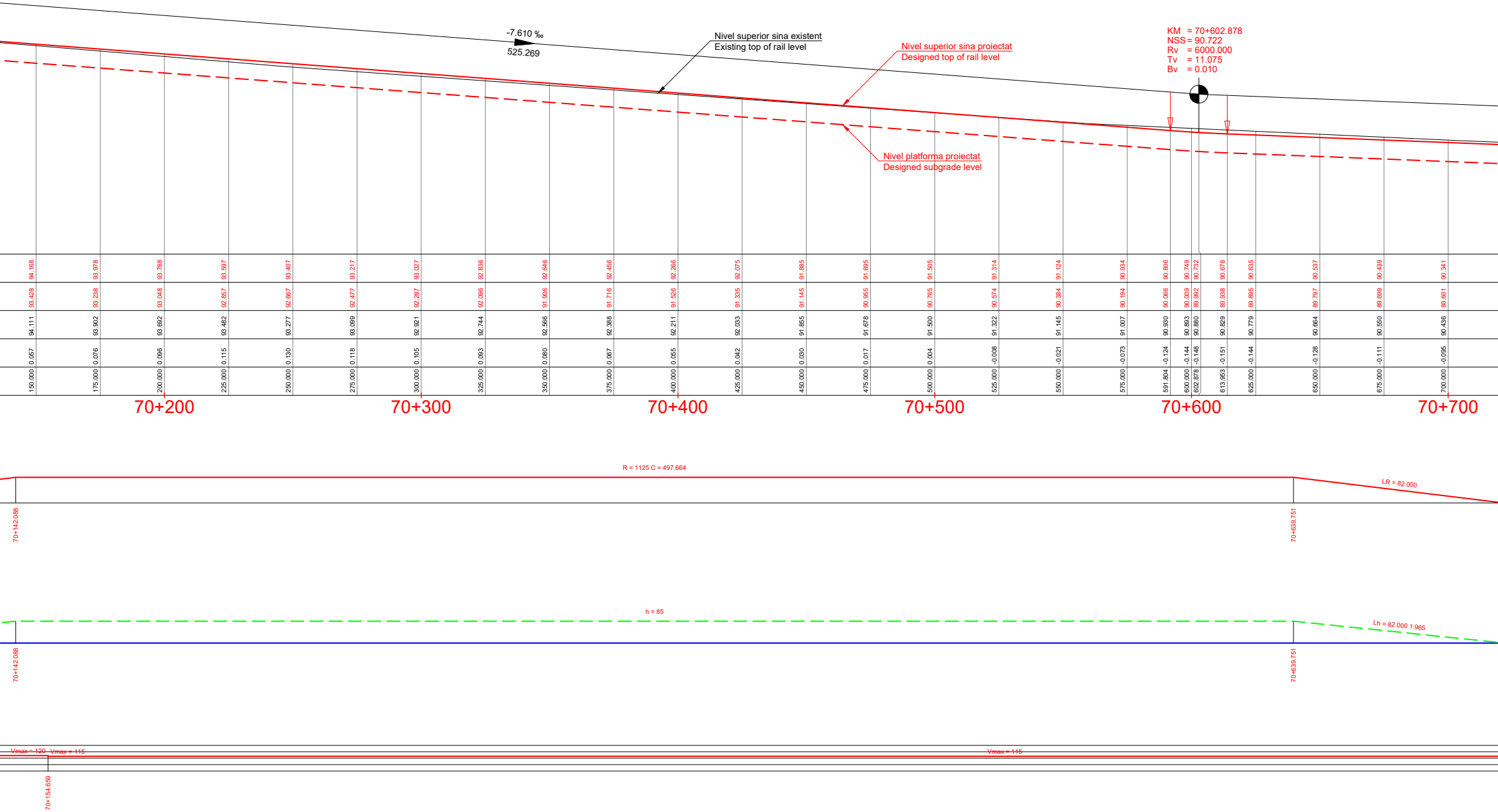
-7.610 ‰
525.269
Nivel superior sina existent
Existing top of rail level
Nivel superior sina proiectat
Designed top of rail level
Nivel platforma proiectat
Designed subgrade level
KM = 70+602.878
NSS = 90.722
Rv = 6000.000
Tv = 11.075
Bv = 0.010
70+200
70+300
70+400
70+500
70+600
70+700
R = 1125 C = 497.664
LR = 82.000
70+142.088
70+639.751
h = 85
Lh = 82.000 1:965
70+142.088
70+639.751
Vmax = 120
Vmax = 115
Vmax = 115
70+154.659

94.168	93.978	93.788	93.597	93.407	93.217	93.027	92.836	92.646	92.456	92.266	92.075	91.885	91.695	91.505	91.314	91.124	90.934	90.806	90.749	90.732	90.678	90.635	90.537	90.439	90.341
93.428	93.238	93.048	92.857	92.667	92.477	92.287	92.096	91.906	91.716	91.526	91.335	91.145	90.955	90.765	90.574	90.384	90.194	90.066	90.009	89.992	89.938	89.895	89.797	89.699	89.601
94.111	93.902	93.692	93.482	93.277	93.099	92.921	92.744	92.566	92.388	92.211	92.033	91.855	91.678	91.500	91.322	91.145	91.007	90.930	90.893	90.880	90.829	90.779	90.664	90.550	90.436
0.057	0.076	0.096	0.115	0.130	0.118	0.105	0.093	0.080	0.067	0.055	0.042	0.030	0.017	0.004	-0.008	-0.021	-0.073	-0.124	-0.144	-0.148	-0.151	-0.144	-0.128	-0.111	-0.095
150.000	175.000	200.000	225.000	250.000	275.000	300.000	325.000	350.000	375.000	400.000	425.000	450.000	475.000	500.000	525.000	550.000	575.000	591.804	600.000	602.878	613.953	625.000	650.000	675.000	700.000

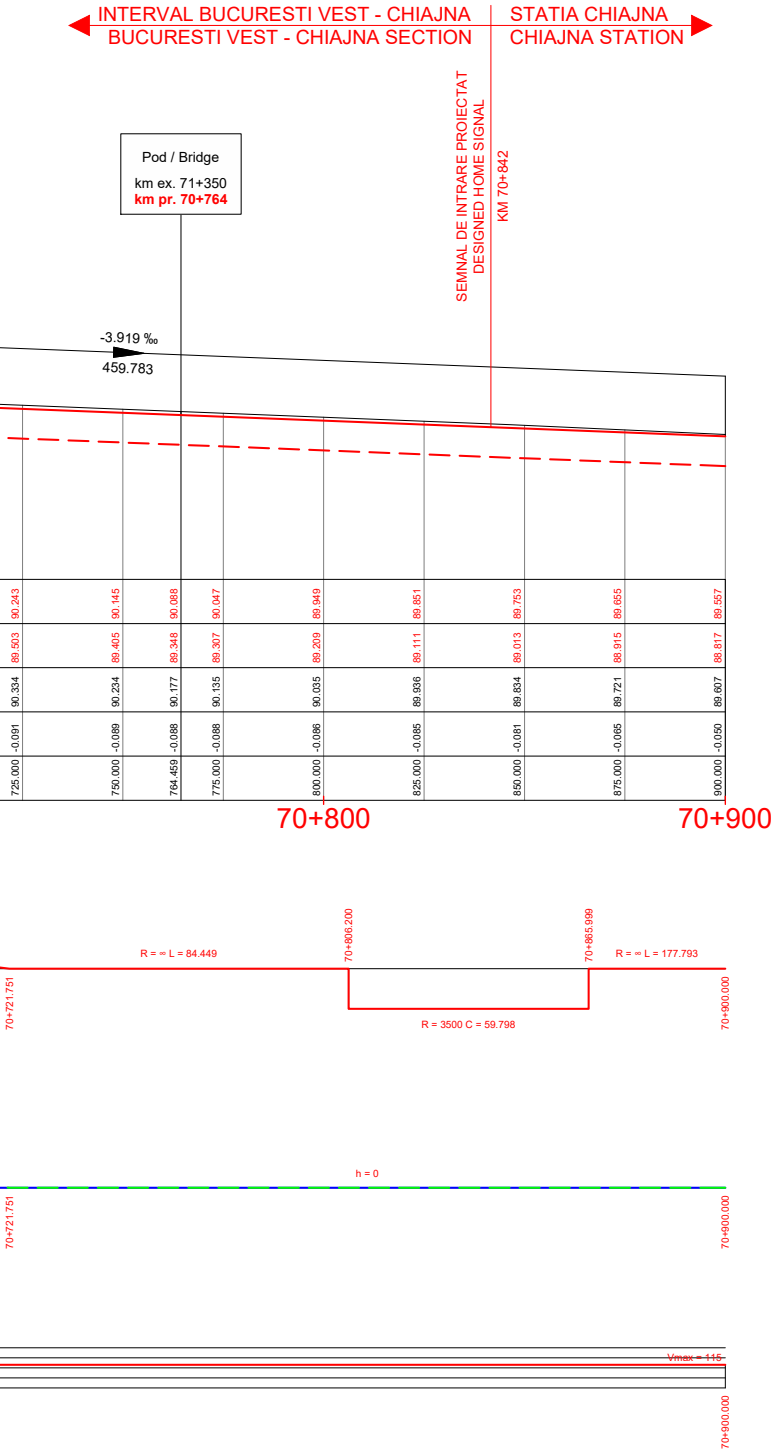
INTERVAL BUCURESTI VEST - CHIAJNA
BUCURESTI VEST - CHIAJNA SECTION
STATIA CHIAJNA
CHIAJNA STATION
Pod / Bridge
km ex. 71+350
km pr. 70+764
SEMNAL DE INTRARE PROIECTAT
DESIGNED HOME SIGNAL
KM 70+842
-3.919 ‰
459.783
90.243
90.145
90.088
90.047
89.949
89.851
89.753
89.655
89.557
89.503
89.405
89.348
89.307
89.209
89.111
89.013
88.915
88.817
90.334
90.234
90.177
90.135
90.035
89.936
89.834
89.721
89.607
-0.091
-0.089
-0.088
-0.088
-0.086
-0.085
-0.081
-0.065
-0.050
725.000
750.000
764.459
775.000
800.000
825.000
850.000
875.000
900.000
70+800
70+900
R = ∞ L = 84.449
70+806.200
70+865.999
R = ∞ L = 177.793
70+721.751
R = 3500 C = 59.798
70+900.000
h = 0
70+721.751
70+900.000
Vmax = 115
70+900.000

ENTITATE CONTRACTANTA
CONTRACTING ENTITY

C.N.C.F. "C.F.R." - S.A.

CONTRACTANT
CONTRACTOR

Asocierea S.C. ISPCF S.A. - S.C. BAICONS IMPEX SRL

ISPCF Fondat in 1947

	Nume *Name*	Data *Date*	Semnatura *Signature*
Şef Proiect *Project Manager*	Viorel Gorgonetu	11.2024	
Verificat *Checked*	Ioana Crăciun	11.2024	
Proiectat *Designed*	Radu Crăciun	11.2024	

”Modernizarea liniilor și instalațiilor din
Complexul Feroviar București”
Studiu de fezabilitate

”Modernization lines and installations in the
Bucharest Railway Complex
Feasibility Study

Proiect / *Project*
38 / 2022

Faza / *Phase*
S.F.
F.S.

Denumire / *Title*

Profil longitudinal Firul I
Longitudinal profile Track I
km 67+700.00 - km 70+900.00

Scara / *Scale*
1:1000
1:100

Codificare / Codification System

COBU SF CFT DPL 00 00 035 R00

Istoricul reviziilor / Revision History

Rev.	Data/Date	Descriere Modificare / Modification description
1		
2		
3		
4		