ESTE INTERZISA MODIFICAREA, INSTRAINAREA, COPIEREA SI MULTIPLICAREA ACESTOR SCHEME ELECTRICE SUB FORMA TIPARITA SAU ELECTRONICA, FARA APROBAREA SCRISA A ISPCF, CARE ARE DREPTUL DE PROPRIETATE INTELECTUALA ASUPRA ACESTORA.
ESTE PERMISA UTILIZAREA ACESTOR SCHEME NUMAI PENTRU SPECIALISTII DIN ISPCF SI NUMAI IN INTERESUL ISPCF.
ISPCF ISI REZERVA DREPTUL DE A MODIFICA ACESTE SCHEME ELECTRICE ATUNCI CAND CONSIDERA CA ESTE NECESAR, FARA PREAVIZ.

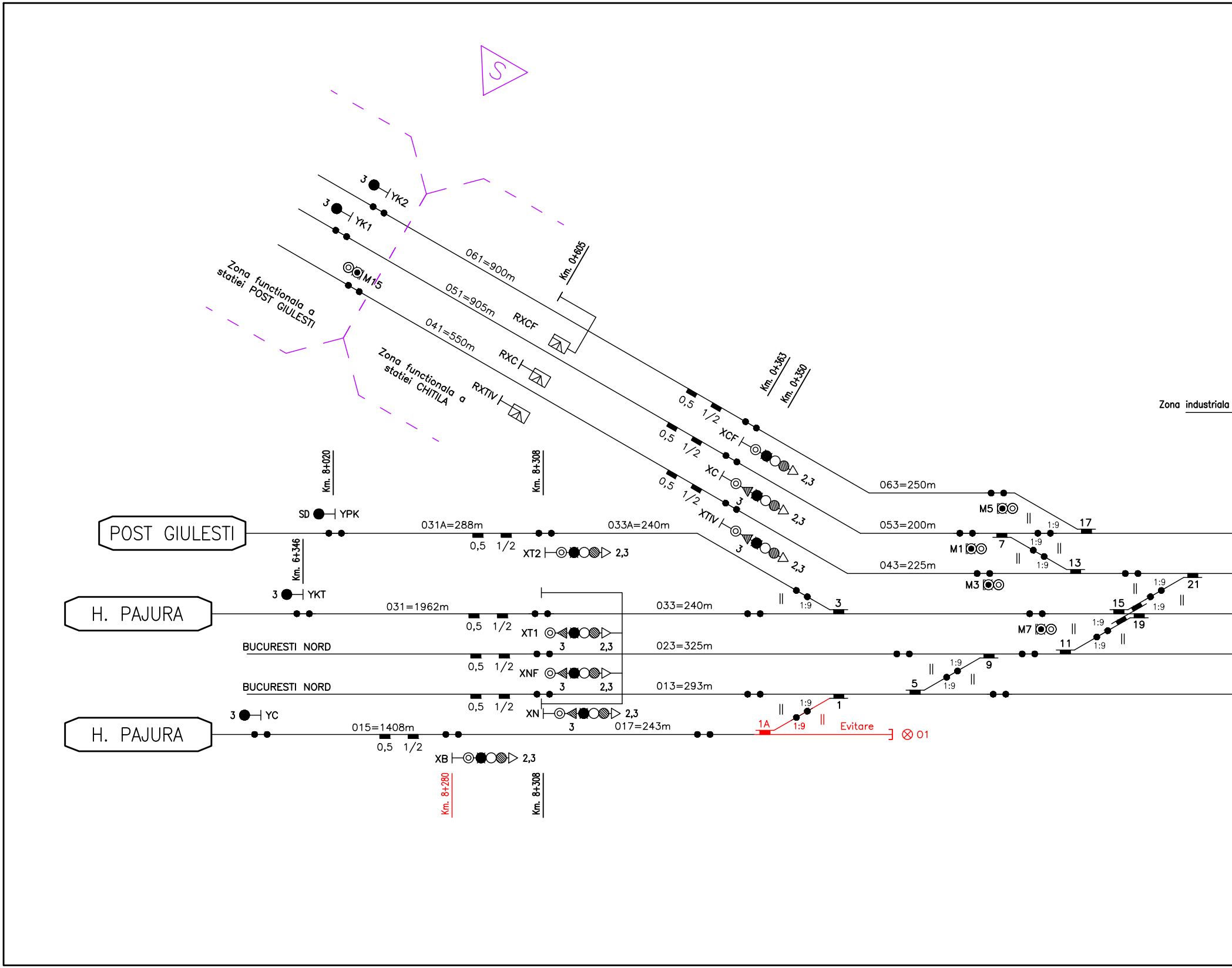
S
3 YK2
3 YK1
M15
Zona functionala a statiei POST GIULESTI
Zona functionala a statiei CHITILA
061=900m
051=905m
041=550m
Km. 0+605
RXCF
RXC
RXTIV
Km. 0+363
Km. 0+350
0,5
1/2
XCF
2,3
XC
2,3
3
XTIV
3
2,3
063=250m
053=200m
043=225m
M5
M1
M3
7
13
17
21
Zona industriala
Km. 8+020
Km. 8+308
SD YPK
POST GIULESTI
031A=288m
033A=240m
0,5
1/2
XT2
2,3
Km. 6+346
3 YKT
H. PAJURA
031=1962m
033=240m
0,5
1/2
XT1
3
2,3
BUCURESTI NORD
023=325m
0,5
1/2
XNF
3
2,3
BUCURESTI NORD
013=293m
0,5
1/2
XN
3
2,3
3 YC
H. PAJURA
015=1408m
017=243m
0,5
1/2
XB
2,3
1:9
3
1
1A
Evitare
01
5
9
11
15
19
M7
Km. 8+280
Km. 8+308

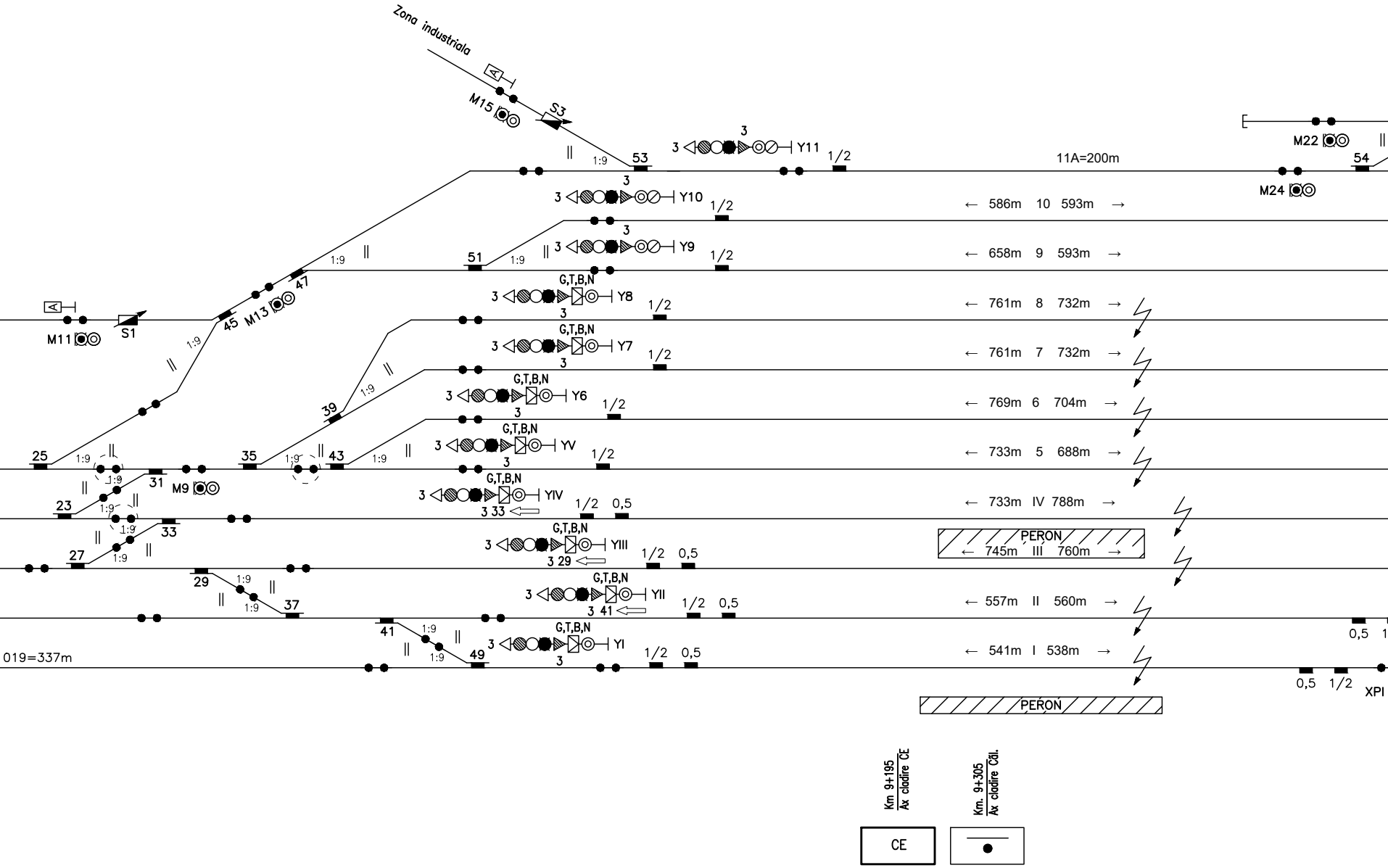

Zona industriala
A
M15
S3
53
3
3
Y11
1/2
11A=200m
M22
54
M24
3
Y10
1/2
← 586m 10 593m →
51
1:9
3
3
Y9
1/2
← 658m 9 593m →
G,T,B,N
3
Y8
1/2
3
← 761m 8 732m →
A
M11
S1
45
M13
47
1:9
G,T,B,N
3
Y7
1/2
3
← 761m 7 732m →
39
1:9
G,T,B,N
3
Y6
1/2
3
← 769m 6 704m →
25
1:9
35
1:9
43
1:9
G,T,B,N
3
YV
1/2
3
← 733m 5 688m →
1:9
31
M9
23
G,T,B,N
3
YIV
3 33
1/2
0,5
← 733m IV 788m →
1:9
33
27
1:9
G,T,B,N
3
YIII
3 29
1/2
0,5
PERON
← 745m III 760m →
29
1:9
1:9
37
G,T,B,N
3
YII
3 41
1/2
0,5
← 557m II 560m →
0,5
1
41
1:9
1:9
49
G,T,B,N
3
YI
3
1/2
0,5
← 541m I 538m →
019=337m
0,5
1/2
XPI
PERON
Km 9+195
Ax cladire CE
Km. 9+305
Ax cladire Căl.
CE


Zona industriala
M18
1:9
52
1:9
M20
11B=265m
Zona industriala
M14
S2
1/2
XP11
3
P,B,M
1:9
42
1:9
38
1/2
XP10
3
P,B,M
1/2
30
XP9
3
P,B,M
1:9
30
1/2
XP8
3
P,B,M
1/2
XP7
3
P,B,M
1:9
32
1:9
22
1/2
26
XP6
3
P,B,M
0,5
1/2
36
XP5
3
P,B,M
1:9
36
26
M12
M8
M4
048=290m
1:9
18
0,5
1/2
40
XPIV
3
P,B,M
40
1:9
1:9
28
M10
20
1:9
14
8
1:9
4
1:9
M6
038=320m
0,5
1/2
34
XPIII
3
P,B,M3
1:9
34
44
1:9
24
1:9
16
1:9
12
1:9
10
024=385m
1/2
46
XPII
3
P,B,M
1:9
46
48
1:9
016=295m
6
1:9
1:9
2
M2
014=340m
P,B,M
3
50
1:9
S4
M16
District LC
3
2,3
YPS
1/2
0,5
2,3
YPSF
3
1/2
0,5
2,3
YP2
3
1/2
0,5
1/2
0,5
2,3
YP2F
3
Km. 10+403
Km. 10+472

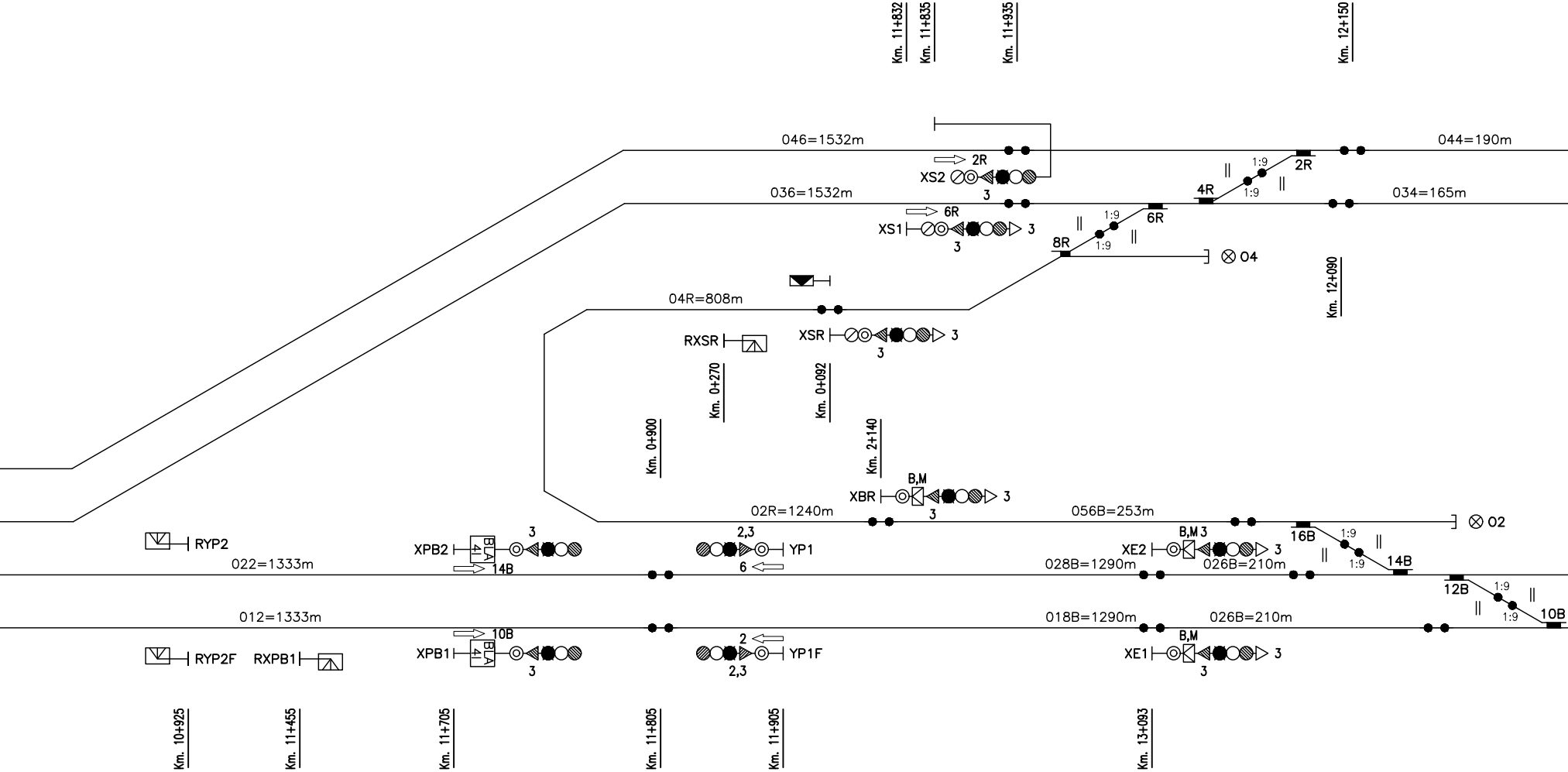
Km. 11+832
Km. 11+835
Km. 11+935
Km. 12+150
046=1532m
044=190m
2R
XS2
3
2R
1:9
1:9
4R
036=1532m
034=165m
6R
XS1
3
3
6R
1:9
1:9
8R
04
Km. 12+090
04R=808m
RXSR
XSR
3
3
Km. 0+270
Km. 0+092
Km. 0+900
Km. 2+140
B,M
XBR
3
3
02R=1240m
056B=253m
02
16B
1:9
1:9
14B
RYP2
XPB2
BLA
41
3
2,3
YP1
6
14B
B,M 3
XE2
3
022=1333m
028B=1290m
026B=210m
12B
1:9
1:9
10B
012=1333m
018B=1290m
026B=210m
10B
2
B,M
RYP2F
RXPB1
XPB1
BLA
41
3
YP1F
2,3
XE1
3
3
Km. 10+925
Km. 11+455
Km. 11+705
Km. 11+805
Km. 11+905
Km. 13+093

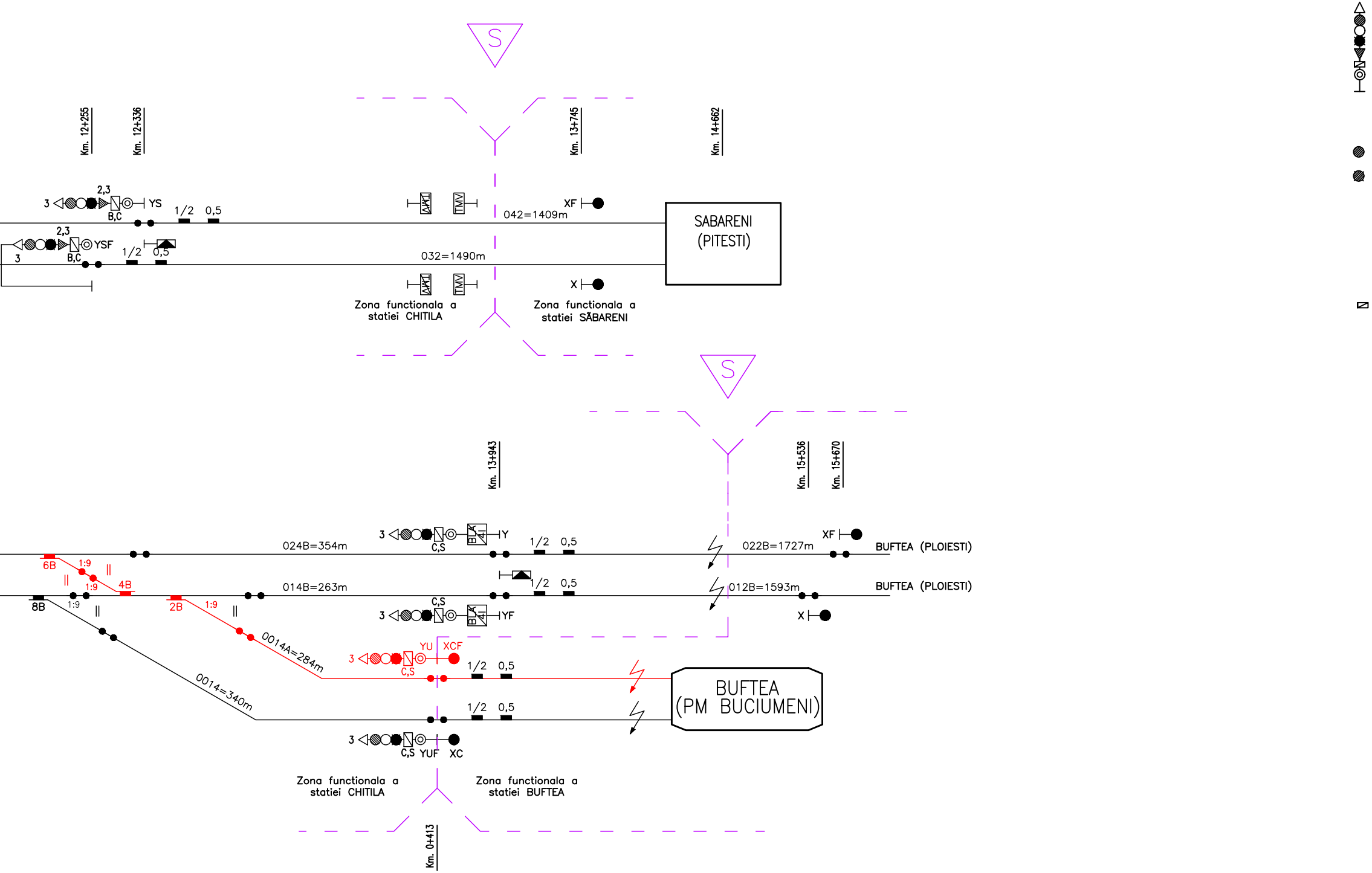
S
Km. 12+255
Km. 12+336
Km. 13+745
Km. 14+662
2,3
3
YS
B,C
1/2
0,5
2,3
YSF
3
B,C
1/2
0,5
AM1
TMV
042=1409m
XF
032=1490m
SABARENI
(PITESTI)
AM1
TMV
X
Zona functionala a
statiei CHITILA
Zona functionala a
statiei SĂBARENI
S
Km. 13+943
Km. 15+536
Km. 15+670
3
C,S
BLA
41
Y
1/2
0,5
XF
024B=354m
022B=1727m
BUFTEA (PLOIESTI)
6B
1:9
1:9
4B
014B=263m
1/2
0,5
012B=1593m
BUFTEA (PLOIESTI)
8B
1:9
2B
1:9
C,S
3
BLA
41
YF
X
0014A=284m
YU
XCF
3
C,S
1/2
0,5
BUFTEA
(PM BUCIUMENI)
0014=340m
1/2
0,5
3
C,S
YUF
XC
Zona functionala a
statiei CHITILA
Zona functionala a
statiei BUFTEA
Km. 0+413

LEGENDA
LEGEND

Semnale principale(circulatie)
Main (traffic) signals

Semnale secundare (manevra,repetitoare)
Secondary signals (shunting, repeater)

Foc galben, verde, rosu, alb, albastru, iesire pe stânga
Yellow, green, red, white, blue ,exit on left

Foc galben,verde,rosu,alb,albastru,verde clipitor normal aprins
Yellow, green, red, white, blue, flashing green normaly lit

Indicator de viteza;prevestitor de viteza; prevestitor de viteza combinat cu "lipsa distanta de franare"; "lipsa distanta de franare"
Speed; prespeed; prespeed combined with "lack of braking distance"; "lack of braking distance" indicator

Indicator de directie;
Indicator pentru semnalizarea iesirii trenurilor pe linia din stanga a caii duble;
Indicator de directie si semnalizare a iesirii trenurilor pe linia din stanga a caii duble;
Indicator de linie;
Indicator pentru semnalizarea iesirii trenurilor pe linia din stanga a caii duble si lipsa distanta de frânare
Direction indicator;
Indicator for the left track exit on the double line;
Direction and indicator for the exit on the left track of the double line;
Track indicator;
Exit indicator for the left track on the double line and "lack of braking distance" indicator

A
Indicator pentru amplasarea semnalului pe stanga liniei; Indicator "asteapta"
Indicator for left side entry signal;
"Wait" indicator

AV
Reper pentru semnal BLA cu functie de avarie la TN
Indicator for ABL signal with emergency function for level crossing

06
Opritor 06
Dead end signal no. 06

0,5
Inductor 500 Hz
Indusi beacon 500 Hz

1/2
Inductor 1000/2000 Hz
Indusi beacon 1000/2000 Hz

TMV TMV
Reper pentru inceputul/sfarsitul zonei cu semnalizare "TMV"
Indicator for the beginning / end to the "TMV" signalling area

BLA4I BLA4I
Reper pentru inceputul/sfarsitul zonei cu semnalizare "BLA4I"
Indicator for the beginning / end to the "BLA4I" signalling area

X3 n
Semnal cu drum de alunecare fizic 100m fata de marca macazului n
Marker for physical overlap 100m in front of the mark of the turnout n

X3 n
Semnal cu drum de alunecare fizic 50m fata de marca macazului n
Marker for physical overlap 50m in front of the mark of the turnout n

M5
Distanta de siguranta pentru parcurs de manevra
Marker for safety distance for shunting route

S
Granita instalatiei de centralizare electronica
Electronic interlocking border

Macaz simplu centralizat
Central operated single turnout

Macaz simplu cu inima mobila
Single turnout with movable crossing

Macaz dublu centralizat
Centralized double point

Macaz necentralizat
Local operated single point

Marca de siguranta
Foul point

Sabot de deraiere centralizat
Central operated derailer

Linie electrificata
Electrified track

Limita electrificării liniei
Limit of electrified track

Joante izolante/Numarator de osii
Insulating joints/Axle counter

Joanta izolanta/ Numarator de osii fara gabarit
Gaugeless insulating joint/Axle counter

Joanta izolanta/Numarator de osii cumulată
Cumulated insulating joint/Axle counter

031=250m
Numele si lungimea unei sectiuni fara macazuri
The nume and length of a section without points

PC
Post centralizare
Interlocking post

MM1
Masa de manevră
Shunting post

CM
Coloana de manevră
Shunting panel

BCSM
Buton consimtământ semnale de manevră
Aknowledgement button for a shunting area

Semnal avertizare rutiera cu/fara semibariera
Road traffic signal with/without half barrier at the level crossing

Semnal de avarie la trecere la nivel
Level crossing damage signal

Km. ..
Trecere la nivel la Km. ..
Level crossing at Km. ..

ENTITATE CONTRACTANTA
CONTRACTING ENTITY

CFR
C.N.C.F. "C.F.R." - S.A.

ISPCF Fondat in 1947
BAICONS

CONTRACTANT
CONTRACTOR

Asocierea S.C. ISPCF S.A. - S.C. BAICONS IMPEX SRL

	Nume *Name*	Data *Date*	Semnatura *Signature*
Şef Proiect *Project Manager*	ing. Viorel Gorgoneţu	11.2024	
Verificat *Checked*	ing. Gheorghe Grigore	11.2024	
Proiectat *Designed*	ing. Alexandru Voicu	11.2024	

"Modernizarea liniilor și instalațiilor din
Complexul Feroviar București"
Studiu de fezabilitate

"Modernization lines and installations in the
Bucharest Railway Complex
Feasibility Study

Proiect / *Project*
38 / 2022

Faza / *Phase*
S.F.
F.S.

Denumire / Title STAŢIA / STATION CHITILA
Schiţa staţiei cu semnalizarea / Signalling sketch

Scara / *Scale*
Fără / No scale
-

Codificare / Codification System

C O B U | S F | C E D | D T H | 2 9 | 0 1 | 0 0 1 | R 0 0

Istoricul reviziilor / Revision History

Rev.	Data/Date	Descriere Modificare / Modification description
00	11.2024	Prima ediție
01		
02		
03		

297x2310=0,686m^2