ESTE INTERZISA MODIFICAREA, INSTRAINAREA, COPIEREA SI MULTIPLICAREA ACESTOR SCHEME ELECTRICE SUB FORMA TIPARITA SAU ELECTRONICA, FARA APROBAREA SCRISA A ISPCF, CARE ARE DREPTUL DE PROPRIETATE INTELECTUALA ASUPRA ACESTORA.
ESTE PERMISA UTILIZAREA ACESTOR SCHEME NUMAI PENTRU SPECIALISTII DIN ISPCF SI NUMAI IN INTERESUL ISPCF.
ISPCF ISI REZERVA DREPTUL DE A MODIFICA ACESTE SCHEME ELECTRICE ATUNCI CAND CONSIDERA CA ESTE NECESAR, FARA PREAVIZ.

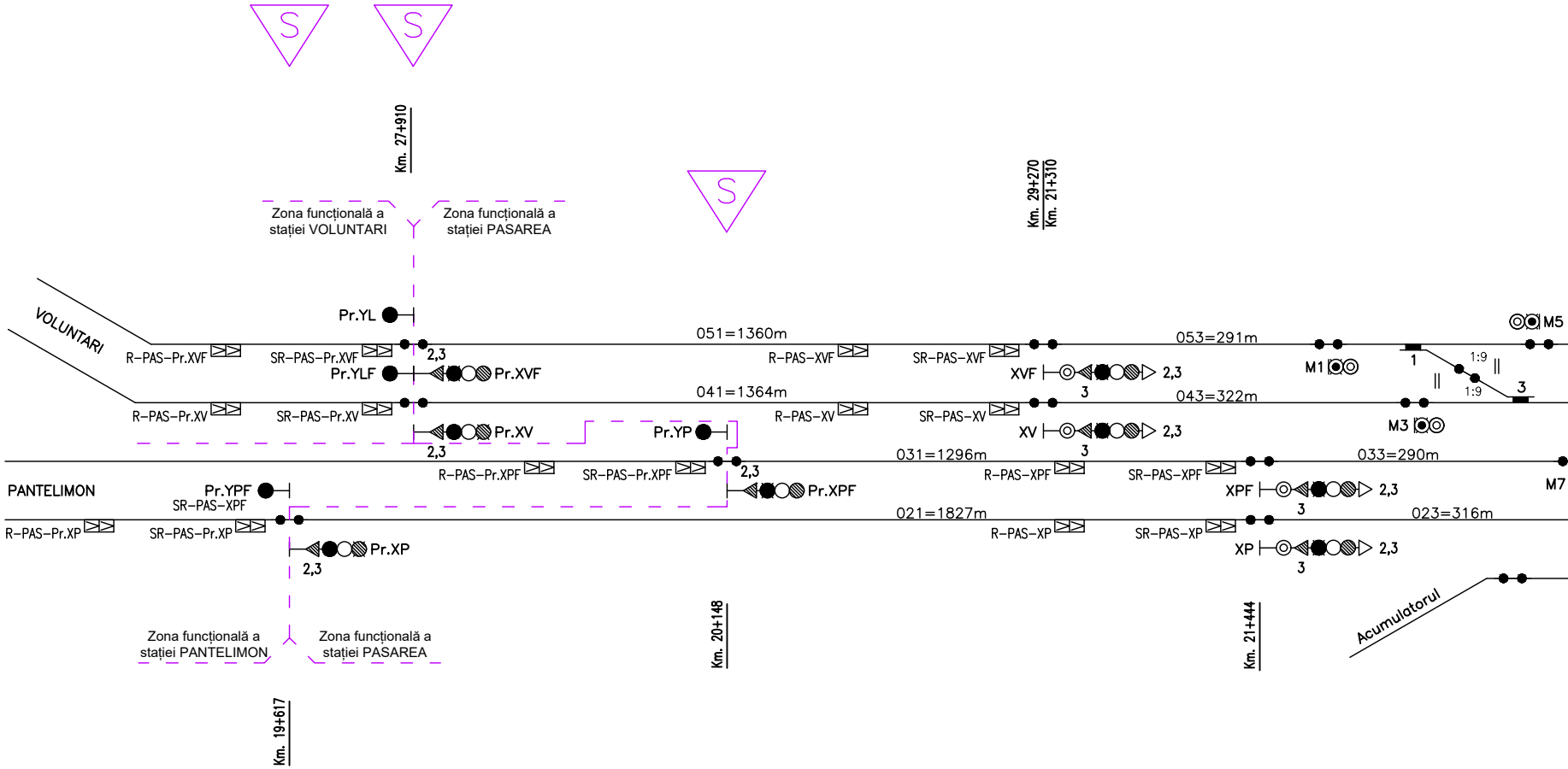
S
S
S
Km. 27+910
Zona funcțională a stației VOLUNTARI
Zona funcțională a stației PASAREA
Km. 29+270
Km. 21+310
VOLUNTARI
Pr.YL
R-PAS-Pr.XVF
SR-PAS-Pr.XVF
2,3
Pr.YLF
Pr.XVF
051=1360m
R-PAS-XVF
SR-PAS-XVF
XVF
3
2,3
053=291m
M1
M5
1
1:9
1:9
3
R-PAS-Pr.XV
SR-PAS-Pr.XV
041=1364m
R-PAS-XV
SR-PAS-XV
XV
3
2,3
043=322m
M3
Pr.XV
2,3
Pr.YP
PANTELIMON
Pr.YPF
SR-PAS-XPF
R-PAS-Pr.XPF
SR-PAS-Pr.XPF
2,3
Pr.XPF
031=1296m
R-PAS-XPF
SR-PAS-XPF
XPF
3
2,3
033=290m
M7
R-PAS-Pr.XP
SR-PAS-Pr.XP
Pr.XP
2,3
021=1827m
R-PAS-XP
SR-PAS-XP
XP
3
2,3
023=316m
Acumulatorul
Zona funcțională a stației PANTELIMON
Zona funcțională a stației PASAREA
Km. 20+148
Km. 21+444
Km. 19+617

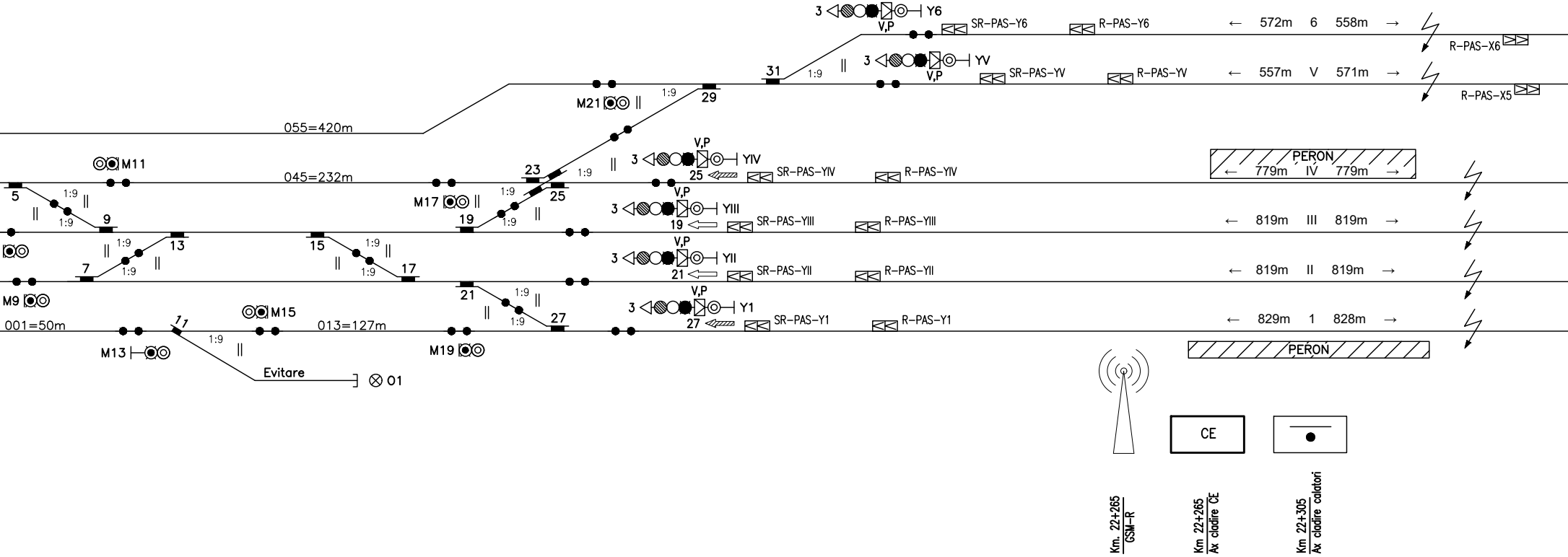
3
Y6
V,P
SR-PAS-Y6
R-PAS-Y6
← 572m 6 558m →
R-PAS-X6
31
1:9
3
YV
V,P
SR-PAS-YV
R-PAS-YV
← 557m V 571m →
R-PAS-X5
1:9
29
M21
055=420m
3
V,P
YIV
25
SR-PAS-YIV
R-PAS-YIV
PERON
← 779m IV 779m →
M11
23
1:9
045=232m
1:9
25
5
1:9
9
1:9
M17
19
1:9
3
V,P
YIII
19
SR-PAS-YIII
R-PAS-YIII
← 819m III 819m →
1:9
13
15
1:9
7
1:9
1:9
17
3
V,P
YII
21
SR-PAS-YII
R-PAS-YII
← 819m II 819m →
M9
M15
21
1:9
27
1:9
3
V,P
Y1
27
SR-PAS-Y1
R-PAS-Y1
← 829m 1 828m →
001=50m
11
1:9
013=127m
M13
M19
PERON
Evitare
01
CE
Km. 22+265
GSM-R
Km 22+265
Ax cladire CE
Km 22+305
Ax cladire calatori

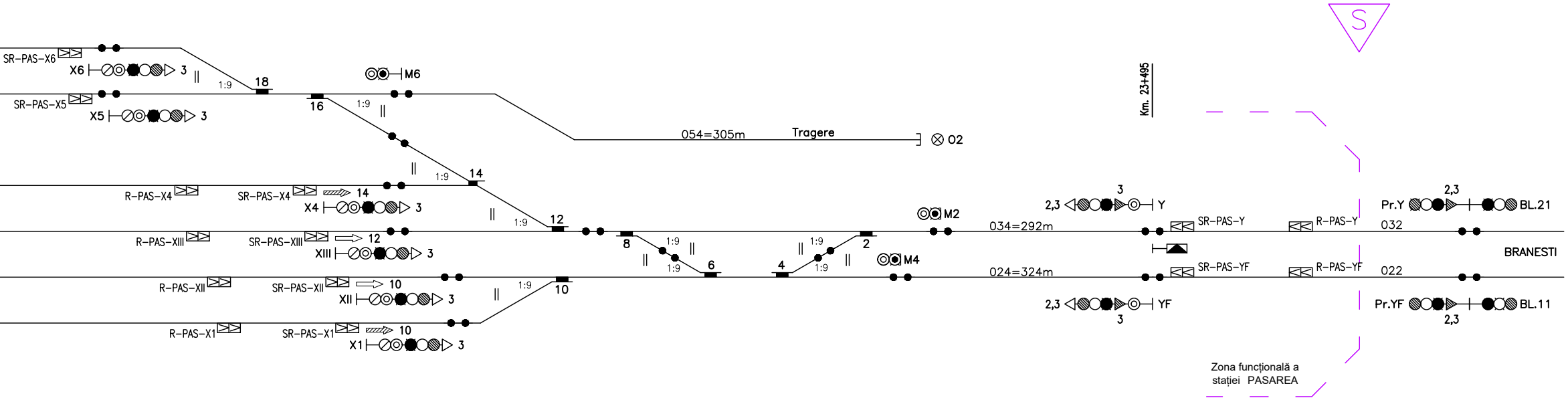
SR-PAS-X6
X6
3
18
1:9
SR-PAS-X5
X5
3
16
1:9
M6
054=305m
Tragere
02
Km. 23+495
R-PAS-X4
SR-PAS-X4
14
X4
3
14
1:9
12
1:9
R-PAS-XIII
SR-PAS-XIII
12
XIII
3
8
1:9
1:9
6
4
1:9
1:9
2
M2
M4
R-PAS-XII
SR-PAS-XII
10
XII
3
10
1:9
R-PAS-X1
SR-PAS-X1
10
X1
3
3
2,3
Y
034=292m
SR-PAS-Y
R-PAS-Y
032
024=324m
SR-PAS-YF
R-PAS-YF
022
2,3
YF
3
S
2,3
Pr.Y
BL.21
BRANESTI
Pr.YF
BL.11
2,3
Zona funcțională a
stației PASAREA

LEGENDA
LEGEND

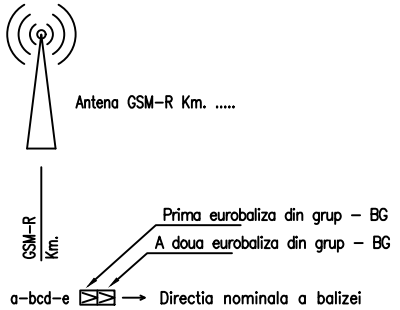
Antena GSM-R Km. .....
GSM-R Km.
Prima eurobaliza din grup – BG
A doua eurobaliza din grup – BG
a–bcd–e
Directia nominala a balizei

a= Functia BG

C: Conexiune radio
A: Nivel de tranzitie anuntat (L0>L2)
D: Deconectare RBC
P: Schimbarea fazei
R: Recalibrare
LT: Nivel de tranzitie (Sistem Clasic >ERTMS; ERTMS > Clasic)
SR: Stop pentru modul "Staff Responsable"

bcd= Identificator Statie (ex. SAS=Sascut)

e= Obiect de referinta

R, SR: Semnal urmator
F: Schimbare faza axa in Km

11*, 21* Numerotarea sectiunilor BLA în sistemul ERTMS

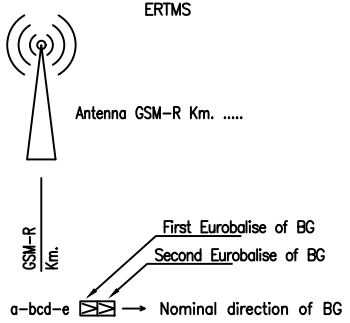
Antenna GSM-R Km. .....
GSM-R Km.
First Eurobalise of BG
Second Eurobalise of BG
a–bcd–e
Nominal direction of BG

a= BG function

C: Radio Conexion
A: Level Transition Announcement (L0>L2)
D: RBC Disconnection
P: Change of Phase (power traction) Recalibration
R: Recalibration
LT: Level Transition (Clasic Signalling System
>ERTMS; ERTMS > Clasic Signalling System)
SR: Stop if in "Staff Responsable"

bcd= Station ID (ex. SAS=Sascut)

e= Referred Object

R, SR: Next Signal
F: Change phase axis in Km

11*, 21* ABL section numbering in ERTMS system

Baliza schimbare nivel ETCS

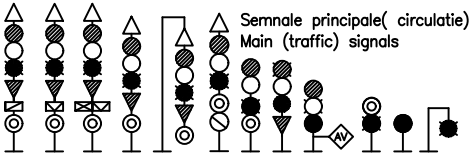

Semnale principale(circulatie)
Main (traffic) signals

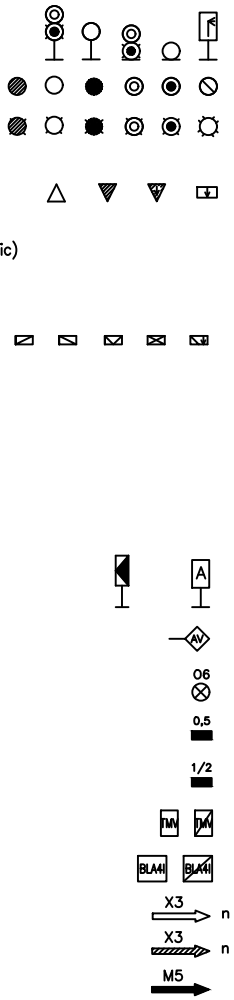
AV
06
0,5
1/2
TMV
BLA4I
X3
n
X3
n
M5

Semnale secundare (manevra,repetitoare)
Secondary signals (shunting, repeater)

Foc galben, verde, rosu, alb, albastru, iesire pe stânga
Yellow, green, red, white, blue ,exit on left

Foc galben,verde,rosu,alb,albastru,verde clipitor normal aprins
Yellow, green, red, white, blue, flashing green normaly lit

Indicator de viteza;prevestitor de viteza; prevestitor de viteza combinat cu "lipsa distanta de franare"; "lipsa distanta de franare"
Speed; prespeed; prespeed combined with "lack of braking distance"; "lack of braking distance" indicator

Indicator de directie;
Indicator pentru semnalizarea iesirii trenurilor pe linia din stanga a caii duble;
Indicator de directie si semnalizare a iesirii trenurilor pe linia din stanga a caii duble;
Indicator de linie;
Indicator pentru semnalizarea iesirii trenurilor pe linia din stanga a caii duble si lipsa distanta de frânare
Direction indicator;
Indicator for the left track exit on the double line;
Direction and indicator for the exit on the left track of the double line;
Track indicator;
Exit indicator for the left track on the double line and "lack of braking distance" indicator

Indicator pentru amplasarea semnalului pe stanga liniei; Indicator "asteapta"
Indicator for left side entry signal;
"Wait" indicator

Reper pentru semnal BLA cu functie de avarie la TN
Indicator for ABL signal with emergency function for level crossing

Opritor O6
Dead end signal no. O6

Inductor 500 Hz
Indusi beacon 500 Hz

Inductor 1000/2000 Hz
Indusi beacon 1000/2000 Hz

Reper pentru inceputul/sfarsitul zonei cu semnalizare "TMV"
Indicator for the beginning / end to the "TMV" signalling area

Reper pentru inceputul/sfarsitul zonei cu semnalizare "BLA4I"
Indicator for the beginning / end to the "BLA4I" signalling area

Semnal cu drum de alunecare fizic 100m fata de marca macazului n
Marker for physical overlap 100m in front of the mark of the turnout n

Semnal cu drum de alunecare fizic 50m fata de marca macazului n
Marker for physical overlap 50m in front of the mark of the turnout n

Distanta de siguranta pentru parcurs de manevra
Marker for safety distance for shunting route

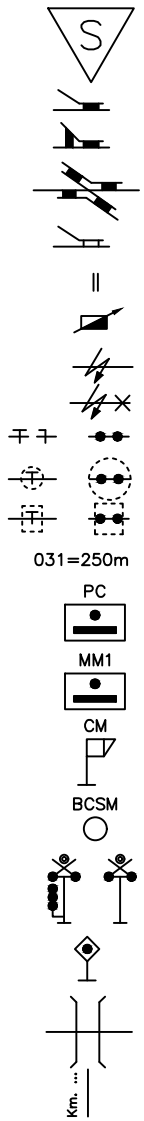
S
031=250m
PC
MM1
CM
BCSM
Km. ...

Granita instalatiei de centralizare electronica
Electronic interlocking border

Macaz simplu centralizat
Central operated single turnout

Macaz simplu cu inima mobila
Single turnout with movable crossing

Macaz dublu centralizat
Centralized double point

Macaz necentralizat
Local operated single point

Marca de siguranta
Foul point

Sabot de deraiere centralizat
Central operated derailer

Linie electrificata
Electrified track

Limita electrificării liniei
Limit of electrified track

Joante izolante/Numarator de osii
Insulating joints/Axle counter

Joanta izolanta/ Numarator de osii fara gabarit
Gaugeless insulating joint/Axle counter

Joanta izolanta/Numarator de osii cumulată
Cumulated insulating joint/Axle counter

Numele si lungimea unei sectiuni fara macazuri
The nume and length of a section without points

Post centralizare
Interlocking post

Masa de manevră
Shunting post

Coloana de manevră
Shunting panel

Buton consimtământ semnale de manevră
Aknowledgement button for a shunting area

Semnal avertizare rutiera cu/fara semibariera
Road traffic signal with/without half barrier at the level crossing

Semnal de avarie la trecere la nivel
Level crossing damage signal

Trecere la nivel la Km. ..
Level crossing at Km. ..

ENTITATE CONTRACTANTA
CONTRACTING ENTITY

C.N.C.F. "C.F.R." - S.A.

CONTRACTANT
CONTRACTOR

Asocierea S.C. ISPCF S.A. - S.C. BAICONS IMPEX SRL

	Nume *Name*	Data *Date*	Semnatura *Signature*
Şef Proiect *Project Manager*	ing. Viorel Gorgonețu	11.2024	
Verificat *Checked*	ing. Emil Dinu	11.2024	
Proiectat *Designed*	ing. Alexandru Beraru	11.2024	

”Modernizarea liniilor și instalațiilor din Complexul Feroviar București” Studiu de fezabilitate

”Modernization lines and installations in the Bucharest Railway Complex Feasibility Study

Proiect / *Project*
38 / 2022

Faza / *Phase*
S.F.
F.S.

Denumire / Title

STAŢIA / STATION PASĂREA
Schiţa staţiei cu amplasarea balizelor ETCS /
Signaling sketch with ETCS beacons location

Scara / *Scale*
Fără / No scale

-

Codificare / Codification System

COBU SF CED DTH 08 01 002 R00

Istoricul reviziilor / Revision History

Rev.	Data/Date	Descriere Modificare / Modification description
00	11.2024	Prima ediție
01		
02		
03		

297x1680=0,499m^2