
YC
BANEASA (CONSTANTA)
BANEASA
DUBLARE BANEASA
FOST 1AT
YCF
072=200m
066=95m
072=129m
0112=208m
M6G
M7G
M8G
M9G
M10G
M11G
M12G
M13G
M6C
M3C
M1C
M1G
M2G
M3G
M5G
1G
2G
3G
4G
5G
6G
7G
8G
9G
10G
11G
12G
13G
14G
15G
16G
17G
18G
050=160m
R-PFS-XD2
SR-PFS-XD2
R-PFS-XD1
SR-PFS-XD1
Y2D
Y1D
XD2
XD1
MD
DEPOU
ELEMENTE COMANDATE SI CONTROLATE
IN INSTALATIA CE BUCURESTI NORD
073=133m
Depozit carburant
M5D
M1D
M3D
M7D
M9D
M11D
M13D
M15D
M17D
M19D
M21D
M23D
1D
3D
5D
7D
9D
11D
13D
15D
5D=355m
4D=266m
3D=121m
2D=93m
1D=124m
6D=236m
X1D
X2D
X3D
X4D
X5D
X6D
M3F
M5F
M7F
M9F
M11F
M13F
M15F
M1F
S1F
1F
2D
3F
4D
5F
6D
7F
8D
9F
10D
11F
12D
19F=124m
O1D
FN
1:9

ESTE INTERZISA MODIFICAREA, INSTRAINAREA, COPIEREA SI MULTIPLICAREA ACESTOR SCHEME ELECTRICE SUB FORMA TIPARITA SAU ELECTRONICA, FARA APROBAREA SCRISA A ISPCF, CARE ARE DREPTUL DE PROPRIETATE INTELECTUALA ASUPRA ACESTORA.
ESTE PERMISA UTILIZAREA ACESTOR SCHEME NUMAI PENTRU SPECIALISTII DIN ISPCF SI NUMAI IN INTERESUL ISPCF.
ISPCF ISI REZERVA DREPTUL DE A MODIFICA ACESTE SCHEME ELECTRICE ATUNCI CAND CONSIDERA CA ESTE NECESAR, FARA PREAVIZ.

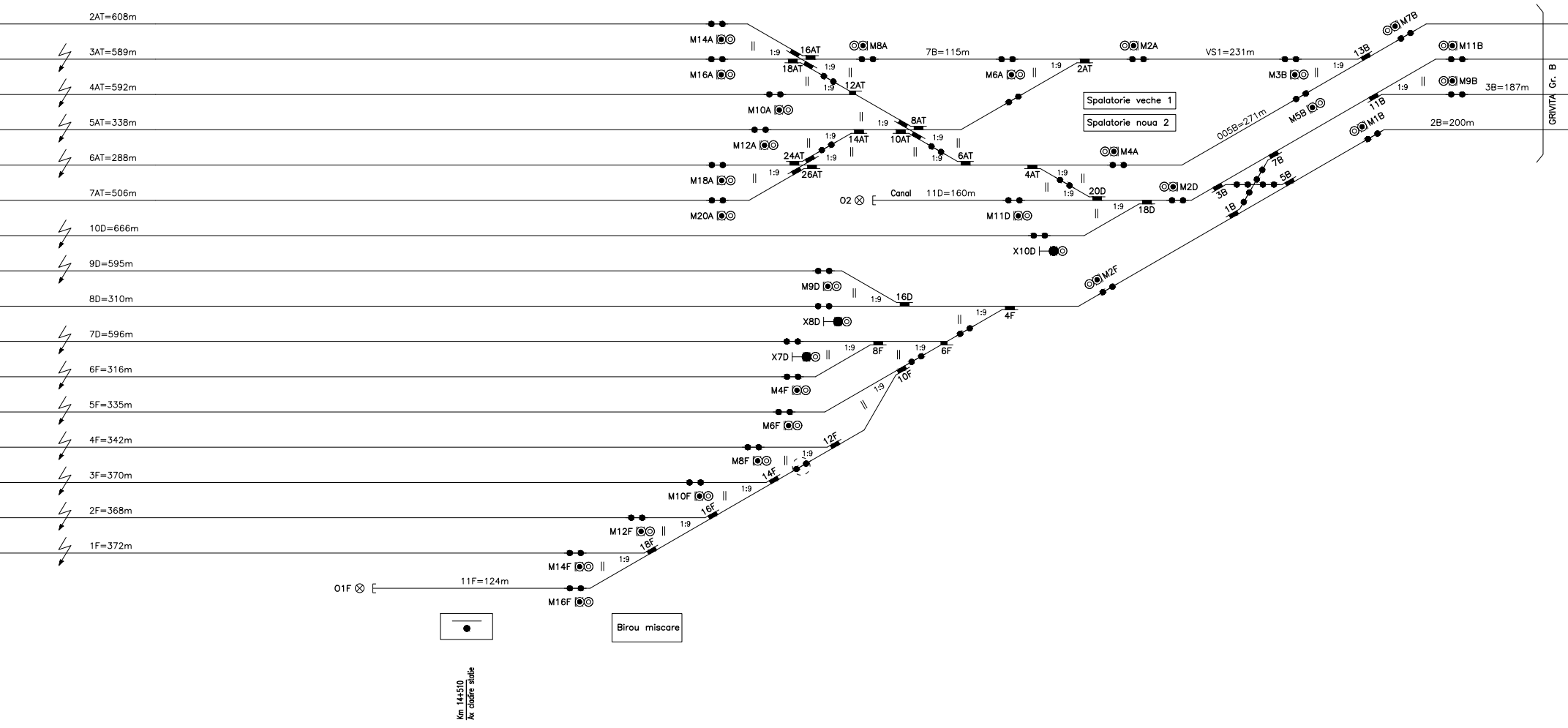
2AT=608m
3AT=589m
4AT=592m
5AT=338m
6AT=288m
7AT=506m
10D=666m
9D=595m
8D=310m
7D=596m
6F=316m
5F=335m
4F=342m
3F=370m
2F=368m
1F=372m
11F=124m
O1F
M14A
M16A
M10A
M12A
M18A
M20A
16AT
18AT
12AT
14AT
24AT
26AT
8AT
10AT
6AT
M8A
7B=115m
M6A
2AT
M2A
VS1=231m
M3B
13B
M7B
M11B
M9B
3B=187m
11B
M1B
2B=200m
005B=271m
M5B
Spalatorie veche 1
Spalatorie noua 2
M4A
4AT
20D
18D
M2D
3B
7B
5B
1B
O2
Canal
11D=160m
M11D
X10D
M2F
M9D
16D
X8D
4F
X7D
8F
6F
10F
M4F
M6F
12F
M8F
14F
M10F
16F
M12F
18F
M14F
M16F
1:9
GRIVITA Gr. B
Birou miscare
Km 14+510
Ax cladire statie

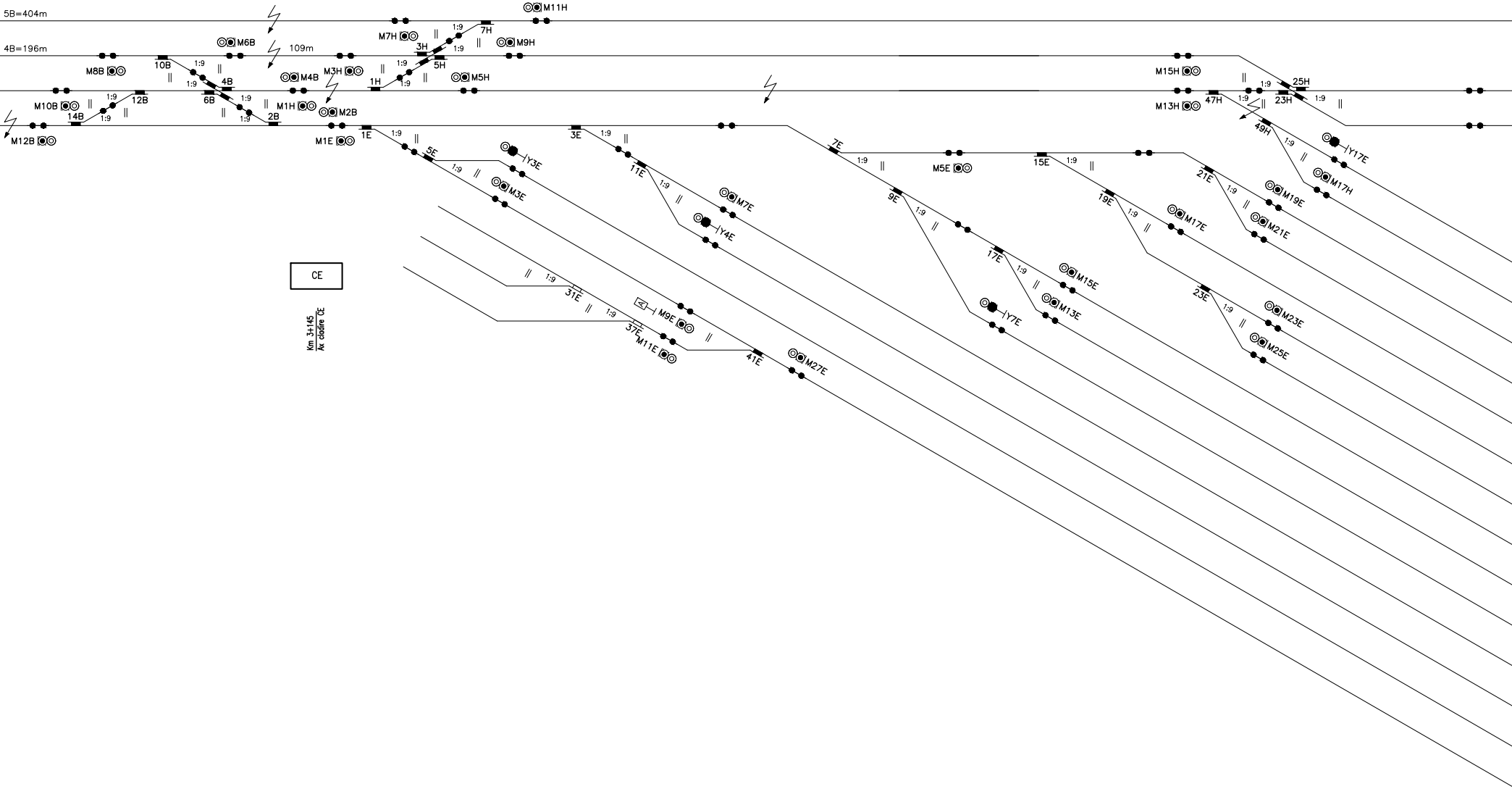
5B=404m
4B=196m
109m
M11H
M7H
7H
3H
M9H
5H
M6B
M8B
10B
4B
6B
M4B
M3H
1H
M5H
M10B
12B
14B
2B
M1H
M2B
M12B
M1E
1E
5E
Y3E
M3E
3E
11E
M7E
Y4E
7E
9E
M5E
15E
17E
M15E
M13E
Y7E
19E
M17E
21E
M19E
M21E
23E
M23E
M25E
M15H
M13H
47H
25H
23H
49H
Y17E
M17H
CE
Km 3+145
Ax cladire CE
31E
37E
A
M9E
M11E
41E
M27E
1:9

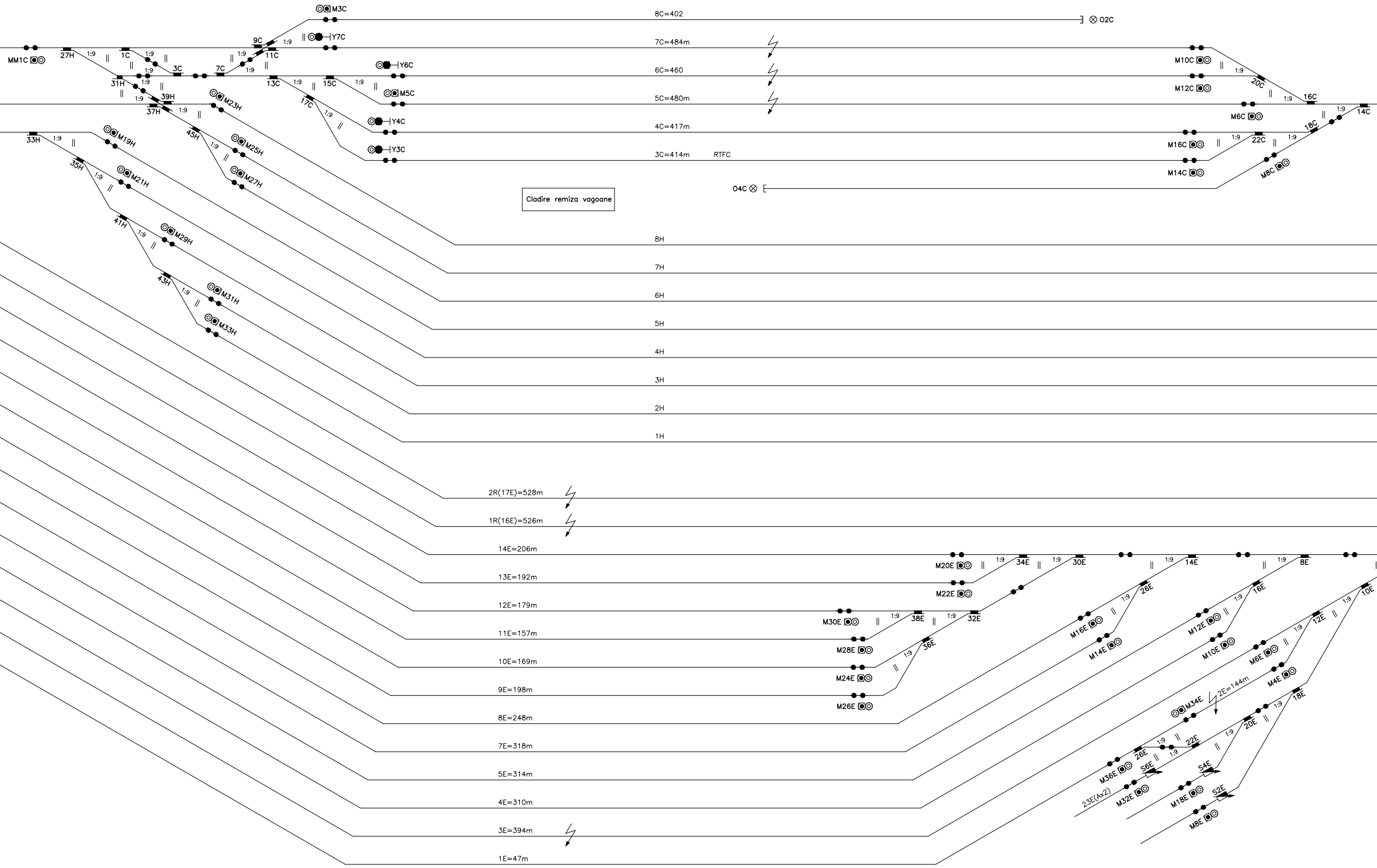
M3C
8C=402
02C
9C
Y7C
11C
7C=484m
MM1C
27H
1C
1:9
M10C
6C=460
Y6C
3C
7C
31H
13C
15C
M12C
20C
5C=480m
M5C
39H
37H
M23H
17C
16C
M6C
14C
33H
M19H
45H
M25H
Y4C
4C=417m
M16C
22C
18C
35H
M21H
M27H
Y3C
3C=414m
RTFC
M14C
M8C
04C
Cladire remiza vagoane
41H
M29H
43H
M31H
M33H
8H
7H
6H
5H
4H
3H
2H
1H
2R(17E)=528m
1R(16E)=526m
14E=206m
M20E
34E
30E
14E
8E
13E=192m
M22E
26E
16E
10E
12E=179m
M30E
38E
32E
M16E
M12E
12E
11E=157m
M28E
36E
M14E
M10E
10E=169m
M24E
M6E
9E=198m
M26E
M4E
2E=144m
8E=248m
M34E
18E
20E
7E=318m
22E
26E
5E=314m
M36E
S6E
S4E
23E(Ax2)
M32E
M18E
S2E
4E=310m
M8E
3E=394m
1E=47m

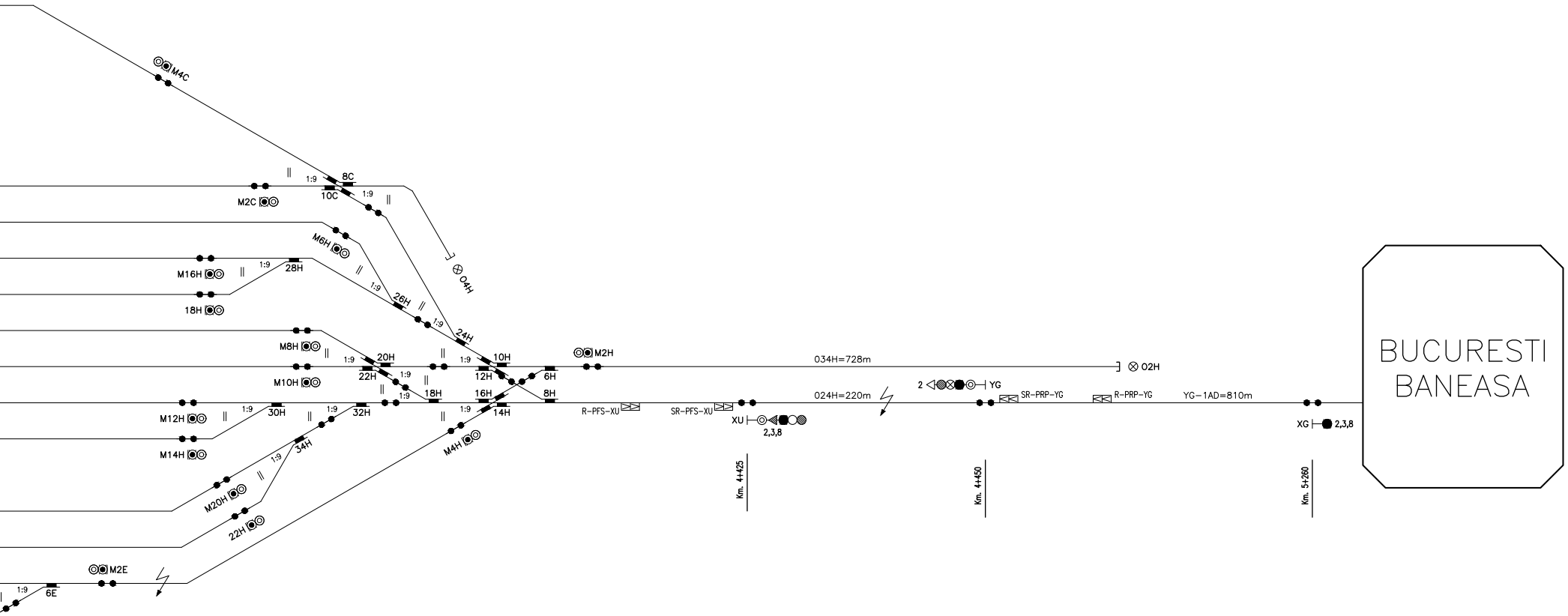
M4C
8C
10C
1:9
M2C
M6H
O4H
M16H
28H
18H
26H
24H
M8H
20H
22H
10H
12H
6H
M2H
M10H
18H
16H
8H
14H
M12H
30H
32H
M14H
34H
M20H
22H
M4H
M2E
6E
R-PFS-XU
SR-PFS-XU
XU
2,3,8
034H=728m
O2H
024H=220m
2
YG
SR-PRP-YG
R-PRP-YG
YG-1AD=810m
XG
2,3,8
Km. 4+425
Km. 4+450
Km. 5+260
BUCURESTI
BANEASA

LEGENDA
LEGEND

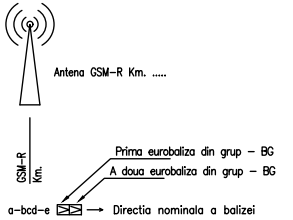
Antena GSM-R Km. .....
GSM-R
Km.
Prima eurobaliza din grup – BG
A doua eurobaliza din grup – BG
a–bcd–e
Directia nominala a balizei

a= Functia BG

C: Conexiune radio
A: Nivel de tranzitie anuntat (L0>L2)
D: Deconectare RBC
P: Schimbarea fazei
R: Recalibrare
LT: Nivel de tranzitie (Sistem Clasic >ERTMS; ERTMS > Clasic)
SR: Stop pentru modul "Staff Responsable"

bcd= Identificator Statie (ex. SAS=Sascut)

e= Obiect de referinta

R, SR: Semnal urmator
F: Schimbare faza axa in Km

11*, 21* Numerotarea sectiunilor BLA în sistemul ERTMS

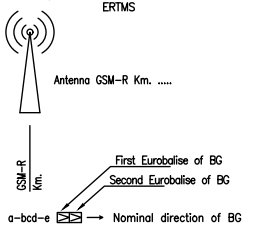
Antenna GSM-R Km. .....
GSM-R
Km.
First Eurobalise of BG
Second Eurobalise of BG
a–bcd–e
Nominal direction of BG

a= BG function

C: Radio Conexion
A: Level Transition Announcement (L0>L2)
D: RBC Disconnection
P: Change of Phase (power traction) Recalibration
R: Recalibration
LT: Level Transition (Clasic Signalling System >ERTMS; ERTMS > Clasic Signalling System)
SR: Stop if in "Staff Responsable"

bcd= Station ID (ex. SAS=Sascut)

e= Referred Object

R, SR: Next Signal
F: Change phase axis in Km

11*, 21* ABL section numbering in ERTMS system

Baliza schimbare nivel ETCS

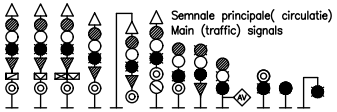

Semnale principale(circulatie)
Main (traffic) signals

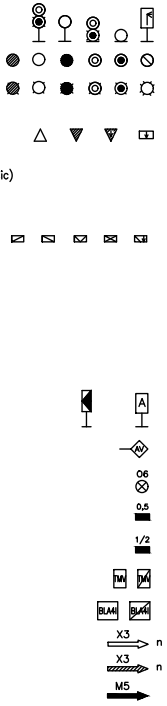
A
AV
06
0,5
1/2
TMV
TMV
BLA4I
BLA4I
X3
n
X3
n
M5

Semnale secundare (manevra,repetitoare)
Secondary signals (shunting, repeater)

Foc galben, verde, rosu, alb, albastru, iesire pe stânga
Yellow, green, red, white, blue ,exit on left

Foc galben,verde,rosu,alb,albastru,verde clipitor normal aprins
Yellow, green, red, white, blue, flashing green normaly lit

Indicator de viteza;prevestitor de viteza; prevestitor de viteza combinat cu "lipsa distanta de franare"; "lipsa distanta de franare"
Speed; prespeed; prespeed combined with "lack of braking distance"; "lack of braking distance" indicator

Indicator de directie;
Indicator pentru semnalizarea iesirii trenurilor pe linia din stanga a caii duble;
Indicator de directie si semnalizare a iesirii trenurilor pe linia din stanga a caii duble;
Indicator de linie;
Indicator pentru semnalizarea iesirii trenurilor pe linia din stanga a caii duble si lipsa distanta de frânare
Direction indicator;
Indicator for the left track exit on the double line;
Direction and indicator for the exit on the left track of the double line;
Track indicator;
Exit indicator for the left track on the double line and "lack of braking distance" indicator

Indicator pentru amplasarea semnalului pe stanga liniei; Indicator "asteapta"
Indicator for left side entry signal;
"Wait" indicator

Reper pentru semnal BLA cu functie de avarie la TN
Indicator for ABL signal with emergency function for level crossing

Opritor 06
Dead end signal no. 06

Inductor 500 Hz
Indusi beacon 500 Hz

Inductor 1000/2000 Hz
Indusi beacon 1000/2000 Hz

Reper pentru inceputul/sfarsitul zonei cu semnalizare "TMV"
Indicator for the beginning / end to the "TMV" signalling area

Reper pentru inceputul/sfarsitul zonei cu semnalizare "BLA4I"
Indicator for the beginning / end to the "BLA4I" signalling area

Semnal cu drum de alunecare fizic 100m fata de marca macazului n
Marker for physical overlap 100m in front of the mark of the turnout n

Semnal cu drum de alunecare fizic 50m fata de marca macazului n
Marker for physical overlap 50m in front of the mark of the turnout n

Distanta de siguranta pentru parcurs de manevra
Marker for safety distance for shunting route

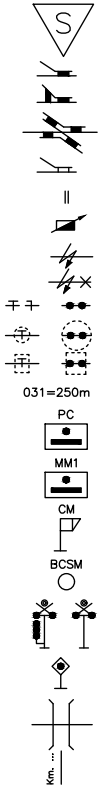
S
031=250m
PC
MM1
CM
BCSM
Km. ...

Granita instalatiei de centralizare electronica
Electronic interlocking border

Macaz simplu centralizat
Central operated single turnout

Macaz simplu cu inima mobila
Single turnout with movable crossing

Macaz dublu centralizat
Centralized double point

Macaz necentralizat
Local operated single point

Marca de siguranta
Foul point

Sabot de deraiere centralizat
Central operated derailer

Linie electrificata
Electrified track

Limita electrificării liniei
Limit of electrified track

Joante izolante/Numarator de osii
Insulating joints/Axle counter

Joanta izolanta/ Numarator de osii fara gabarit
Gaugeless insulating joint/Axle counter

Joanta izolanta/Numarator de osii cumulată
Cumulated insulating joint/Axle counter

Numele si lungimea unei sectiuni fara macazuri
The nume and length of a section without points

Post centralizare
Interlocking post

Masa de manevră
Shunting post

Coloana de manevră
Shunting panel

Buton consimtământ semnale de manevră
Aknowledgement button for a shunting area

Semnal avertizare rutiera cu/fara semibariera
Road traffic signal with/without half barrier at the level crossing

Semnal de avarie la trecere la nivel
Level crossing damage signal

Trecere la nivel la Km. ..
Level crossing at Km. ..

ENTITATE CONTRACTANTA
CONTRACTING ENTITY

C.N.C.F. "C.F.R." - S.A.

CONTRACTANT
CONTRACTOR

Asocierea S.C. ISPCF S.A. - S.C. BAICONS IMPEX SRL

	Nume *Name*	Data *Date*	Semnatura *Signature*
Şef Proiect *Project Manager*	ing. Viorel Gorgonețu	11.2024	
Verificat *Checked*	ing. Emil Dinu	11.2024	
Proiectat *Designed*	ing. Alexandru Voicu	11.2024	

”Modernizarea liniilor și instalațiilor din Complexul Feroviar București”
Studiu de fezabilitate

”Modernization lines and installations in the Bucharest Railway Complex
Feasibility Study

Proiect / *Project*
38 / 2022

Faza / *Phase*
S.F.
F.S.

Denumire / Title STAŢIA / STATION GRIVIȚA
Schiţa staţiei cu amplasarea balizelor ETCS /
Signaling sketch with ETCS beacons location

Scara / *Scale*
Fără / No scale
-

Codificare / Codification System

C	O	B	U		S	F		C	E	D		D	T	H		3	5		0	1		0	0	2		R	0	0

Istoricul reviziilor / Revision History

Rev.	Data/Date	Descriere Modificare / Modification description
00	11.2024	Prima ediție
01		
02		
03		

420x3415=1,434m²