ESTE INTERZISA MODIFICAREA, INSTRAINAREA, COPIEREA SI MULTIPLICAREA ACESTOR SCHEME ELECTRICE SUB FORMA TIPARITA SAU ELECTRONICA, FARA APROBAREA SCRISA A ISPCF, CARE ARE DREPTUL DE PROPRIETATE INTELECTUALA ASUPRA ACESTORA.
ESTE PERMISA UTILIZAREA ACESTOR SCHEME NUMAI PENTRU SPECIALISTII DIN ISPCF SI NUMAI IN INTERESUL ISPCF.
ISPCF ISI REZERVA DREPTUL DE A MODIFICA ACESTE SCHEME ELECTRICE ATUNCI CAND CONSIDERA CA ESTE NECESAR, FARA PREAVIZ.

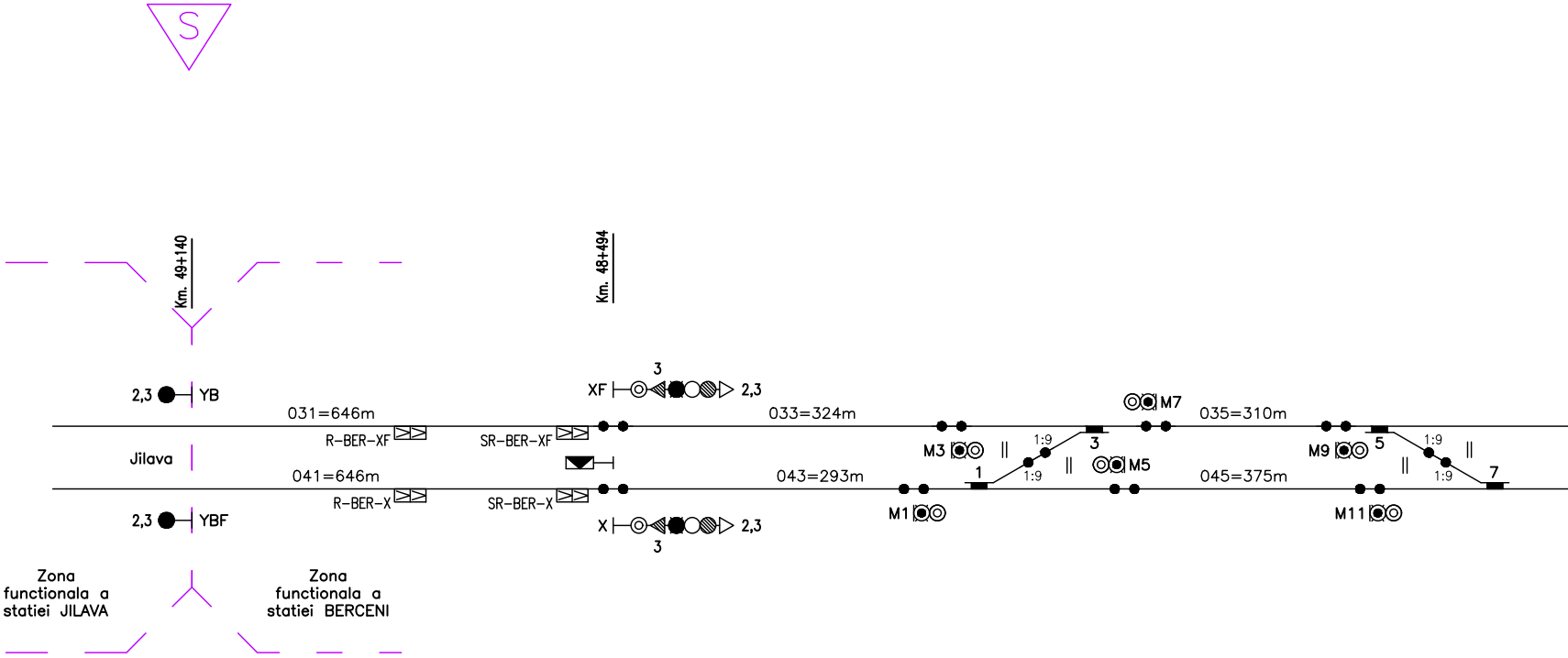
S
Km. 49+140
Km. 48+494
2,3
YB
2,3
YBF
Jilava
031=646m
041=646m
R-BER-XF
R-BER-X
SR-BER-XF
SR-BER-X
3
XF
2,3
X
2,3
3
033=324m
043=293m
M3
M1
1:9
1:9
1
3
M7
M5
035=310m
045=375m
M9
M11
5
7
1:9
1:9
Zona
functionala a
statiei JILAVA
Zona
functionala a
statiei BERCENI

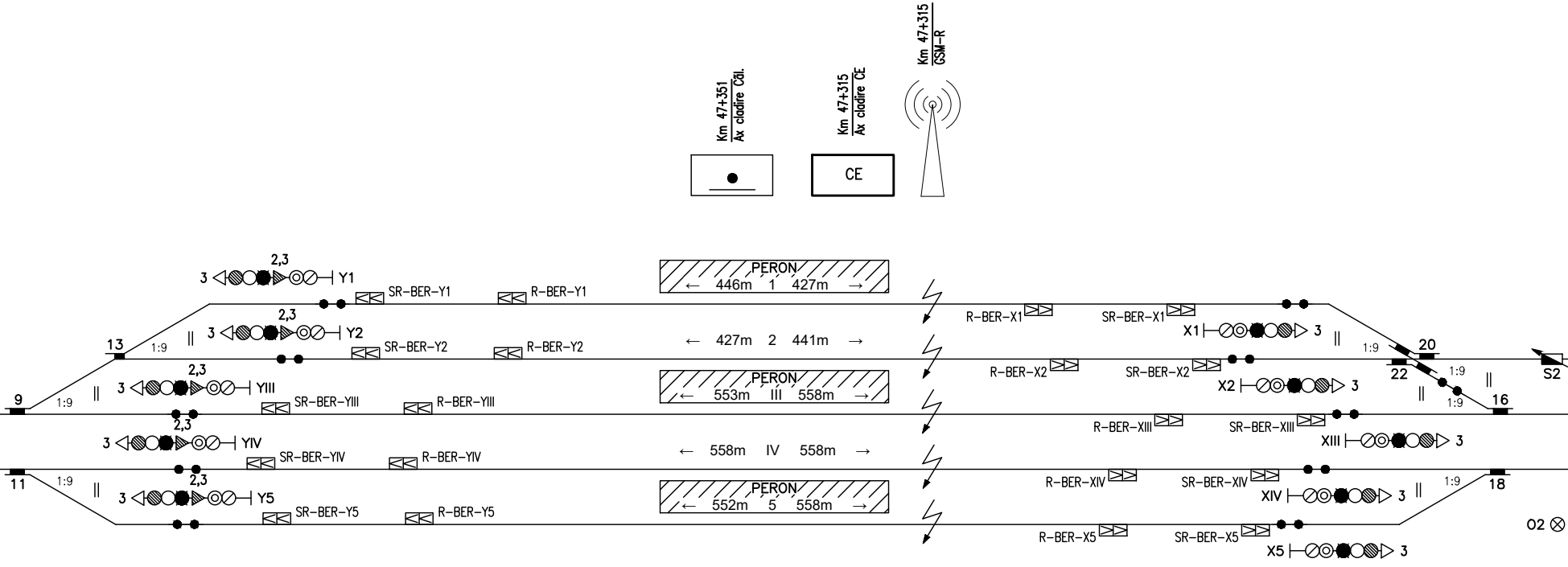
Km 47+351
Ax cladire Căl.
Km 47+315
Ax cladire CE
CE
Km 47+315
GSM-R
PERON
← 446m 1 427m →
← 427m 2 441m →
PERON
← 553m III 558m →
← 558m IV 558m →
PERON
← 552m 5 558m →
2,3
3
Y1
SR-BER-Y1
R-BER-Y1
2,3
3
Y2
SR-BER-Y2
R-BER-Y2
2,3
3
YIII
SR-BER-YIII
R-BER-YIII
2,3
3
YIV
SR-BER-YIV
R-BER-YIV
2,3
3
Y5
SR-BER-Y5
R-BER-Y5
9
11
13
1:9
1:9
1:9
1:9
R-BER-X1
SR-BER-X1
X1
3
R-BER-X2
SR-BER-X2
X2
3
R-BER-XIII
SR-BER-XIII
XIII
3
R-BER-XIV
SR-BER-XIV
XIV
3
R-BER-X5
SR-BER-X5
X5
3
20
22
16
18
1:9
1:9
1:9
1:9
S2
O2

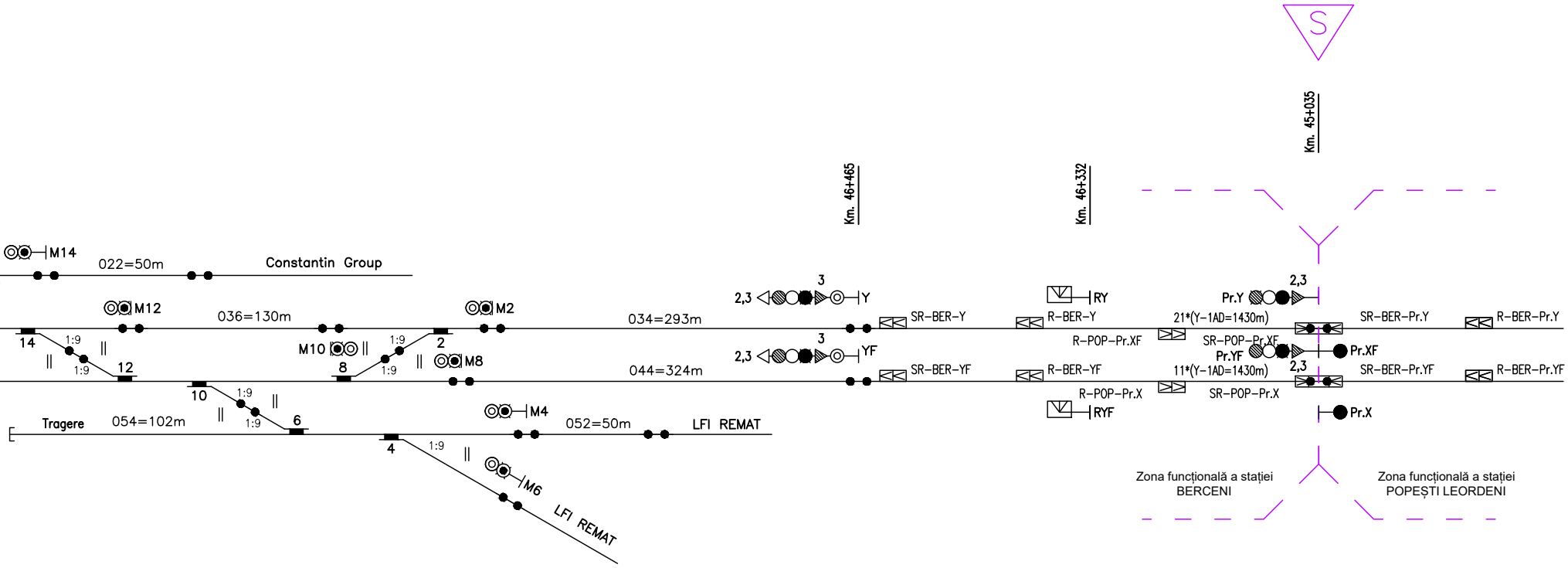

S
Km. 45+035
Km. 46+465
Km. 46+332
M14
022=50m
Constantin Group
M12
036=130m
M2
034=293m
14
1:9
1:9
12
M10
8
1:9
1:9
2
M8
044=324m
10
1:9
1:9
6
Tragere
054=102m
M4
052=50m
LFI REMAT
4
1:9
M6
LFI REMAT
3
2,3
Y
3
2,3
YF
SR-BER-Y
SR-BER-YF
RY
R-BER-Y
R-POP-Pr.XF
R-BER-YF
R-POP-Pr.X
RYF
2,3
Pr.Y
21*(Y-1AD=1430m)
SR-POP-Pr.XF
Pr.YF
Pr.XF
2,3
11*(Y-1AD=1430m)
SR-POP-Pr.X
Pr.X
SR-BER-Pr.Y
R-BER-Pr.Y
SR-BER-Pr.YF
R-BER-Pr.YF
Zona funcțională a stației BERCENI
Zona funcțională a stației POPEȘTI LEORDENI

LEGENDA
LEGEND

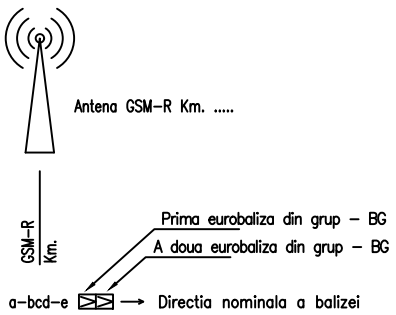
Antena GSM-R Km. .....
GSM-R
Km.
Prima eurobaliza din grup – BG
A doua eurobaliza din grup – BG
a-bcd-e
Directia nominala a balizei

a= Functia BG

C: Conexiune radio
A: Nivel de tranzitie anuntat (L0>L2)
D: Deconectare RBC
P: Schimbarea fazei
R: Recalibrare
LT: Nivel de tranzitie (Sistem Clasic >ERTMS; ERTMS > Clasic)
SR: Stop pentru modul "Staff Responsable"

bcd= Identificator Statie (ex. SAS=Sascut)

e= Obiect de referinta

R, SR: Semnal urmator
F: Schimbare faza axa in Km

11*, 21* Numerotarea sectiunilor BLA în sistemul ERTMS

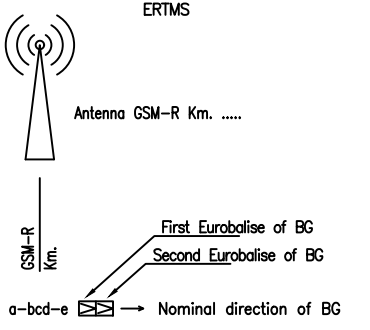
Antenna GSM-R Km. .....
GSM-R
Km.
First Eurobalise of BG
Second Eurobalise of BG
a-bcd-e
Nominal direction of BG

a= BG function

C: Radio Conexion
A: Level Transition Announcement (L0>L2)
D: RBC Disconnection
P: Change of Phase (power traction) Recalibration
R: Recalibration
LT: Level Transition (Clasic Signalling System >ERTMS; ERTMS > Clasic Signalling System)
SR: Stop if in "Staff Responsable"

bcd= Station ID (ex. SAS=Sascut)

e= Referred Object

R, SR: Next Signal
F: Change phase axis in Km

11*, 21* ABL section numbering in ERTMS system

⊠⊠ Baliza schimbare nivel ETCS

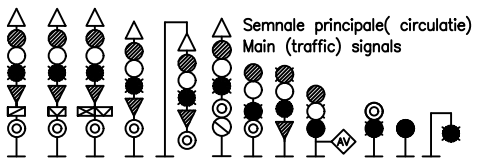

Semnale principale(circulatie)
Main (traffic) signals

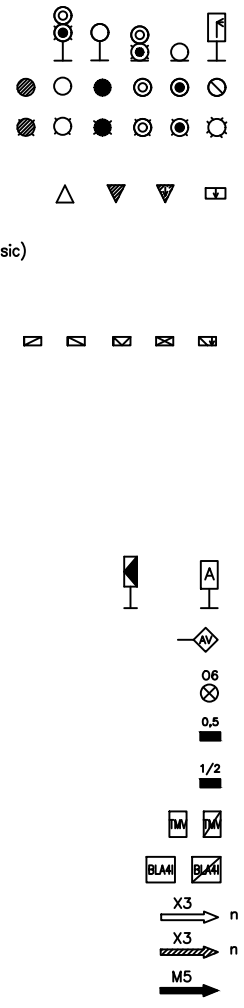
AV
A
06
0,5
1/2
TMV
TMV
BLA4I
BLA4I
X3
n
X3
n
M5

Semnale secundare (manevra,repetitoare)
Secondary signals (shunting, repeater)

Foc galben, verde, rosu, alb, albastru, iesire pe stânga
Yellow, green, red, white, blue ,exit on left

Foc galben,verde,rosu,alb,albastru,verde clipitor normal aprins
Yellow, green, red, white, blue, flashing green normaly lit

Indicator de viteza;prevestitor de viteza; prevestitor de viteza combinat cu "lipsa distanta de franare"; "lipsa distanta de franare"
Speed; prespeed; prespeed combined with "lack of braking distance"; "lack of braking distance" indicator

Indicator de directie;
Indicator pentru semnalizarea iesirii trenurilor pe linia din stanga a caii duble;
Indicator de directie si semnalizare a iesirii trenurilor pe linia din stanga a caii duble;
Indicator de linie;
Indicator pentru semnalizarea iesirii trenurilor pe linia din stanga a caii duble si lipsa distanta de frânare
Direction indicator;
Indicator for the left track exit on the double line;
Direction and indicator for the exit on the left track of the double line;
Track indicator;
Exit indicator for the left track on the double line and "lack of braking distance" indicator

Indicator pentru amplasarea semnalului pe stanga liniei; Indicator "asteapta"
Indicator for left side entry signal;
"Wait" indicator

Reper pentru semnal BLA cu functie de avarie la TN
Indicator for ABL signal with emergency function for level crossing

Opritor 06
Dead end signal no. 06

Inductor 500 Hz
Indusi beacon 500 Hz

Inductor 1000/2000 Hz
Indusi beacon 1000/2000 Hz

Reper pentru inceputul/sfarsitul zonei cu semnalizare "TMV"
Indicator for the beginning / end to the "TMV" signalling area

Reper pentru inceputul/sfarsitul zonei cu semnalizare "BLA4I"
Indicator for the beginning / end to the "BLA4I" signalling area

Semnal cu drum de alunecare fizic 100m fata de marca macazului n
Marker for physical overlap 100m in front of the mark of the turnout n

Semnal cu drum de alunecare fizic 50m fata de marca macazului n
Marker for physical overlap 50m in front of the mark of the turnout n

Distanta de siguranta pentru parcurs de manevra
Marker for safety distance for shunting route

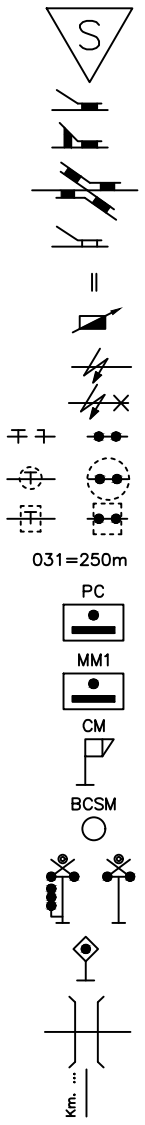
S
031=250m
PC
MM1
CM
BCSM
Km. ...

Granita instalatiei de centralizare electronica
Electronic interlocking border

Macaz simplu centralizat
Central operated single turnout

Macaz simplu cu inima mobila
Single turnout with movable crossing

Macaz dublu centralizat
Centralized double point

Macaz necentralizat
Local operated single point

Marca de siguranta
Foul point

Sabot de deraiere centralizat
Central operated derailer

Linie electrificata
Electrified track

Limita electrificării liniei
Limit of electrified track

Joante izolante/Numarator de osii
Insulating joints/Axle counter

Joanta izolanta/ Numarator de osii fara gabarit
Gaugeless insulating joint/Axle counter

Joanta izolanta/Numarator de osii cumulată
Cumulated insulating joint/Axle counter

Numele si lungimea unei sectiuni fara macazuri
The nume and length of a section without points

Post centralizare
Interlocking post

Masa de manevră
Shunting post

Coloana de manevră
Shunting panel

Buton consimtământ semnale de manevră
Aknowledgement button for a shunting area

Semnal avertizare rutiera cu/fara semibariera
Road traffic signal with/without half barrier at the level crossing

Semnal de avarie la trecere la nivel
Level crossing damage signal

Trecere la nivel la Km. ..
Level crossing at Km. ..

ENTITATE CONTRACTANTA
CONTRACTING ENTITY

C.N.C.F. "C.F.R." - S.A.

CONTRACTANT
CONTRACTOR

Asocierea S.C. ISPCF S.A. - S.C. BAICONS IMPEX SRL

	Nume *Name*	Data *Date*	Semnatura *Signature*
Şef Proiect *Project Manager*	ing. Viorel Gorgonețu	11.2024	
Verificat *Checked*	ing. Emil Dinu	11.2024	
Proiectat *Designed*	ing. Alexandru Beraru	11.2024	

"Modernizarea liniilor și instalațiilor din Complexul Feroviar București"
Studiu de fezabilitate

"Modernization lines and installations in the Bucharest Railway Complex
Feasibility Study

Proiect / *Project*
38 / 2022

Faza / *Phase*
S.F.
F.S.

Denumire / Title
STAŢIA / STATION BERCENI
Schiţa staţiei cu amplasarea balizelor ETCS /
Signaling sketch with ETCS beacons location

Scara / *Scale*
Fără / No scale
-

Codificare / Codification System

C O B U | S F | C E D | D T H | 1 8 | 0 1 | 0 0 2 | R 0 0

Istoricul reviziilor / Revision History

Rev.	Data/Date	Descriere Modificare / Modification description
00	11.2024	Prima ediție
01		
02		
03		

297x1575=0,468m²