PLAN COFRAJ ŞI DETALII DE ARMARE- GRINDĂ ŞI ZID MASCĂ / FORMWORK PLAN AND REINFORCING BARS DETAI

PLAN COFRAJ / SHUTTERING PLAN

VEDERE / VIEW A - A'

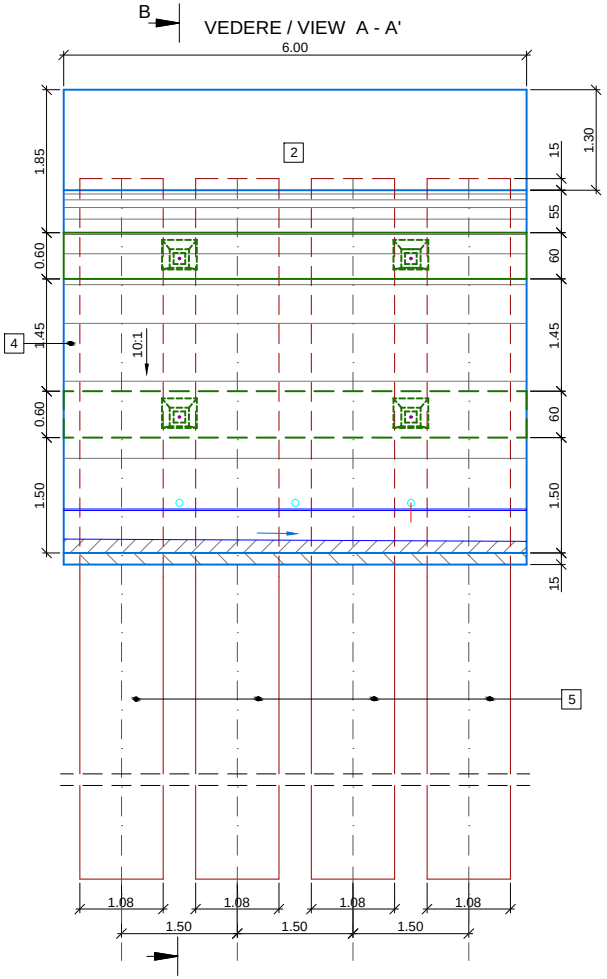

B
6.00
2
1.85
0.60
1.45
0.60
1.50
15
1.30
55
60
1.45
60
1.50
15
4
10:1
5
1.08
1.08
1.08
1.08
1.50
1.50
1.50
B'

SECŢIUNE / SECTION B -B'

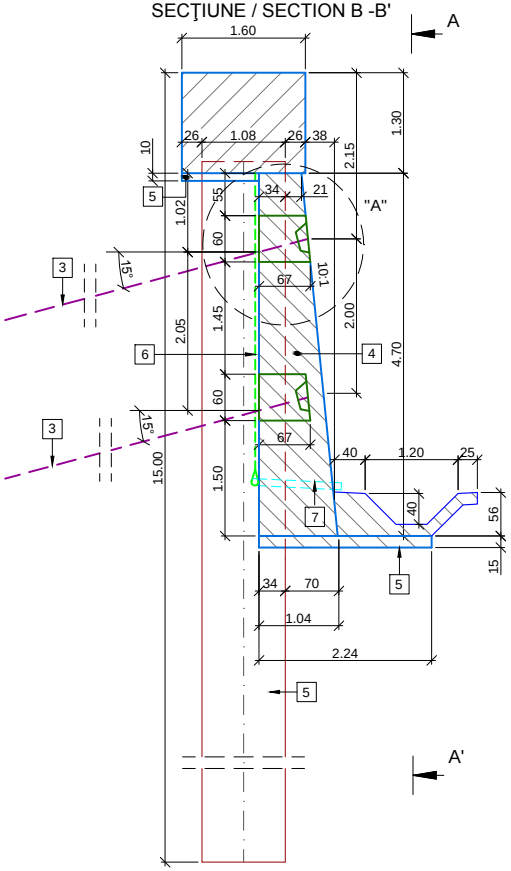

1.60
A
26
1.08
26
38
10
5
1.02
55
60
34
21
"A"
2.15
1.30
3
15°
67
10:1
2.00
6
2.05
1.45
4
4.70
15°
60
67
15.00
1.50
40
1.20
25
40
56
7
15
34
70
1.04
2.24
5
5
A'

VEDERE ÎN PLAN / PLAN VIEW

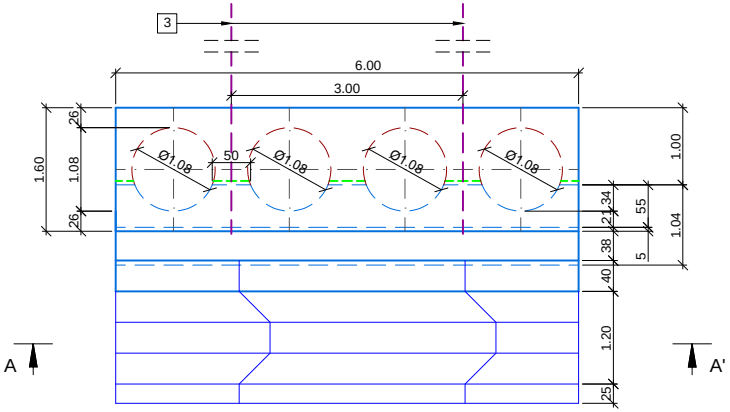

3
6.00
3.00
1.60
26
1.08
26
Ø1.08
50
Ø1.08
Ø1.08
Ø1.08
1.00
34
55
1.04
38
5
40
1.20
25
A
A'

LEGENDĂ	LEGEND
1 Coloane de beton armat, D=1080mm	1 Reinforced concrete piles, D=1080m
2 Grindă de solidarizare	2 Stiffing beam
3 Ancore pasive	3 Pasive anchors
4 Zid mască	4 Hiding wall
5 Beton de egalizare	5 Equalization concrete
6 Geocompozit drenant	6 Draining geo-composite
7 Barbacană din tub PEHD Ø 90mm	7 PEHD tube weeper, D=90mm
8 Grindă de repartiţie în zona ancorelor	8 Distibution beam (waler) in anchor's area

Beton în coloane / Piles concrete:
C 25/30 - S4 - SR EN 206-1 CEM II/A-S 32.5N - 0/16
Beton în grindă, zid-mască / Beam and hiding-wall concrete:
C 25/30 - S3 - SR EN 206-1 CEM II/A-S 32.5N - 0/31
Beton de egalizare / Equalization concrete concrete:
C 8/10 - S3 - SR EN 206-1 CEM II/A- S32.5N - 0/31

DETALII DE ARMARE / REINFORCI

VEDERE / VIEW A - A'

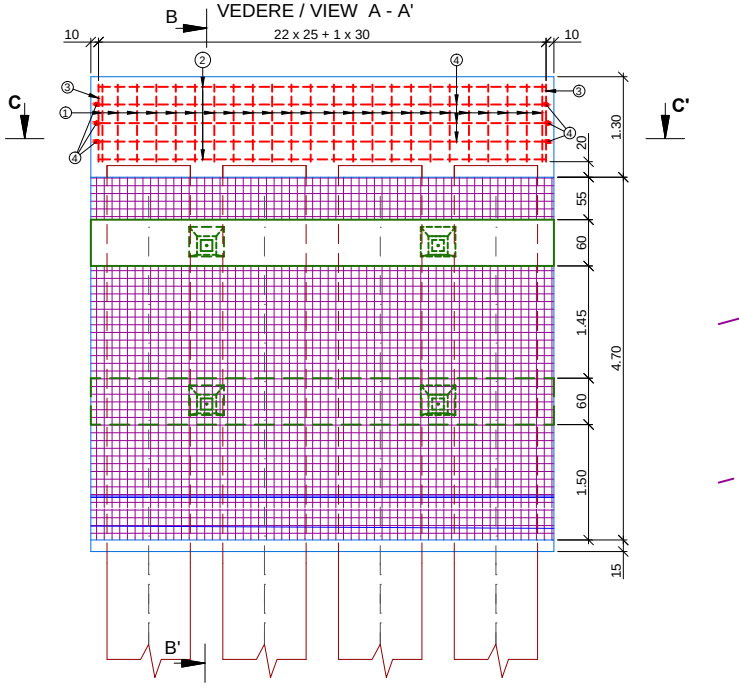

B
10
22 x 25 + 1 x 30
10
②
④
③
①
③
④
④
C
C'
20
1.30
55
60
1.45
4.70
60
1.50
15
B'



580
② 11 Ø 10 OB 37; L=6.00m
20
20
70
70
③ 4 Ø 20 PC 52; L=7.60m
580
20
20
160
160
④ 3 Ø 20 PC 52; L=9.40m
580

SECŢIUNE / SECTION C - C'

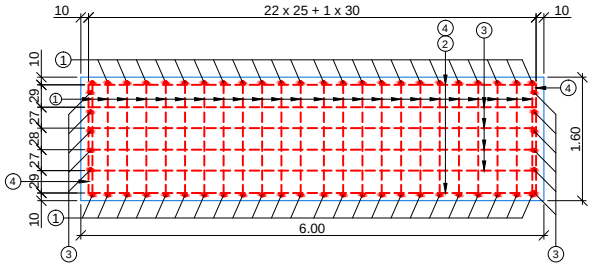

10
22 x 25 + 1 x 30
10
④
③
②
①
①
④
10
29
27
28
27
29
10
1.60
④
①
6.00
③
③

LS-STIFFENING BEAM AND HIDING WALL

NG BARS DETAILS

SECŢIUNE / SECTION B -B'

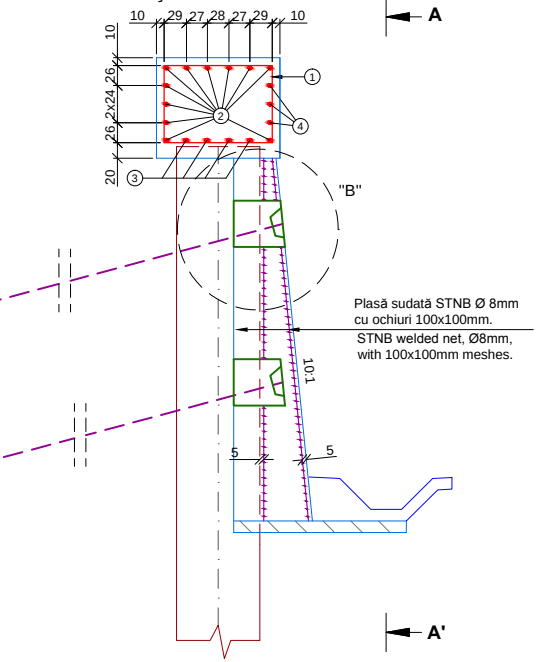
10
29
27
28
27
29
10
A
26
2x24
26
20
①
②
③
④
"B"
10:1
5
5
A'

Plasă sudată STNB Ø 8mm
cu ochiuri 100x100mm.
STNB welded net, Ø8mm,
with 100x100mm meshes.

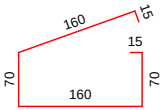
160
15
15
70
160
70

① 24 Ø 20 PC 52; L=4.90m

EXTRAS DE ARMĂTURĂ
LIST OF THE REINFORCING BARS

PENTRU 1 TRONSON DE GRINDĂ
FOR 1 STIFFING BEAM SECTION, L=6m

Marca Type	Ø	Buc. Pcs.	L / buc. L / pcs.	Lungimi / diametre		
				OB 37	PC 52	
				Ø 10	Ø 20	Ø 25
1	20	24	4.90	-	-	117.60
2	10	11	6.00	66.00	-	-
3	20	4	7.60	-	30.40	-
4	20	3	9.40	-	28.20	-
Lungimi / Ø Lenghts / Ø				66.00	58.60	117.60
Greutăţi / Ø / ml Weights / Ø / ml				0.617	2.466	3,853
Greutăţi / Ø Weights / Ø				40.72	144.51	453.11
Greutate totală / kg Total weight / kg				639 kg		

PLA COFRAJ ŞI DETALII DE ARMARE GRINDĂ DE

VEDERE / VIEW A -A'

SCARA 1:20

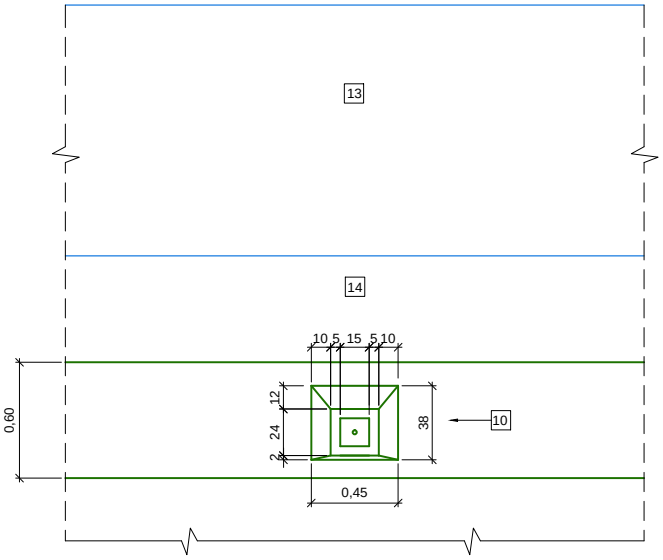
13
14
10 5 15 5 10
12
24
2
38
10
0,60
0,45

SECŢIUNE / SECTION C -C'

SCARA 1:20

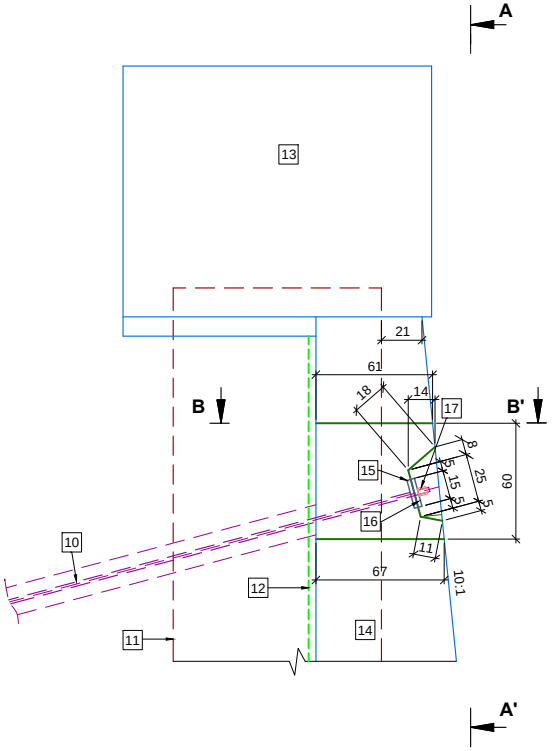
A
13
21
61
18
14
17
B
B'
15
8
5
15
25
5
5
60
16
10
11
67
12
10:1
11
14
A'

SECŢIUNE / SECTION B -B'

SCARA 1:20

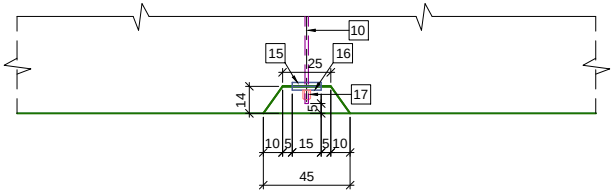
10
15
16
25
14
5
17
10 5 15 5 10
45

REPARTIŢIE / THE REINFORCING DETAILS FOR DISTRIBUTION BEAM (WALER)

VEDERE / VIEW A -A'

SCARA 1:20

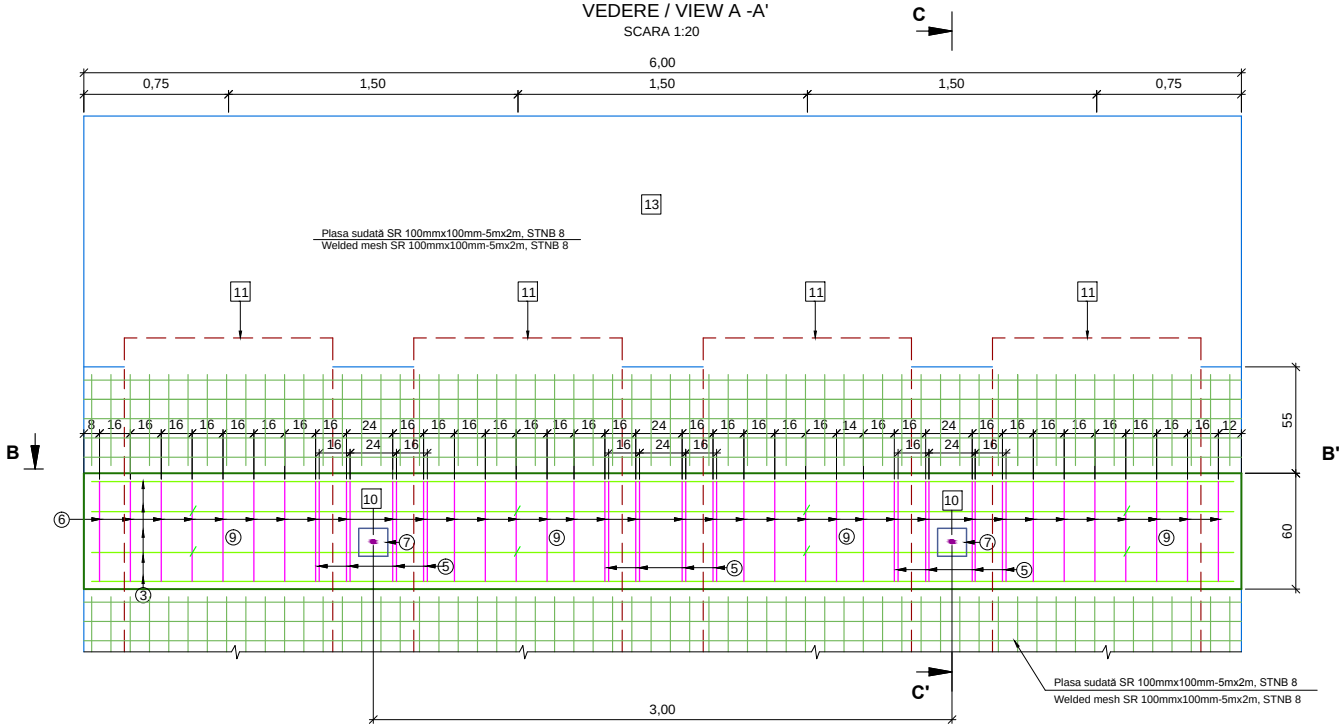
C
6,00
0,75
1,50
1,50
1,50
0,75
13
Plasa sudată SR 100mmx100mm-5mx2m, STNB 8
Welded mesh SR 100mmx100mm-5mx2m, STNB 8
11
B
B'
55
60
6
9
10
7
5
3
3,00
C'

SECŢIUNE / SECTION C -C'

SCARA 1:20

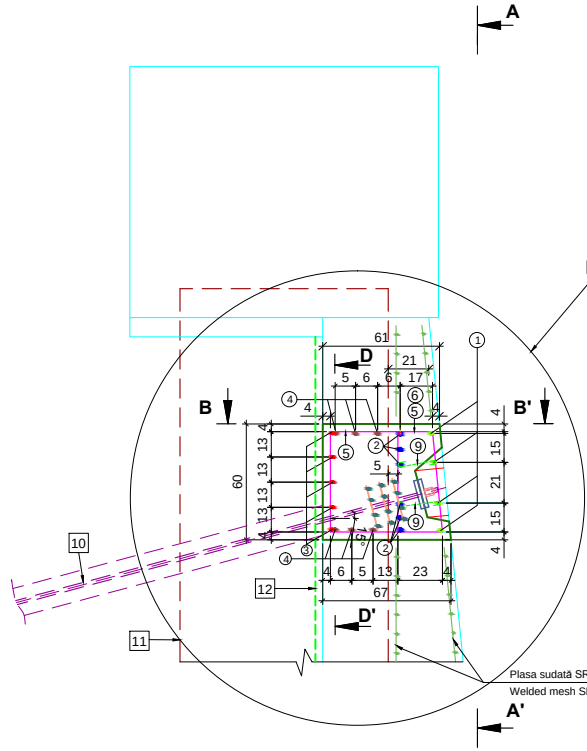
A
61
D
21
5 6 6 17
1
4
6
5
B
B'
2
9
60
13 13 13 13
15
21
15
10
4 6 5 13 23 4
67
12
D'
11
Plasa sudată SR
Welded mesh S
A'

SECŢIUNE / SECTION B -B'

SCARA 1:20

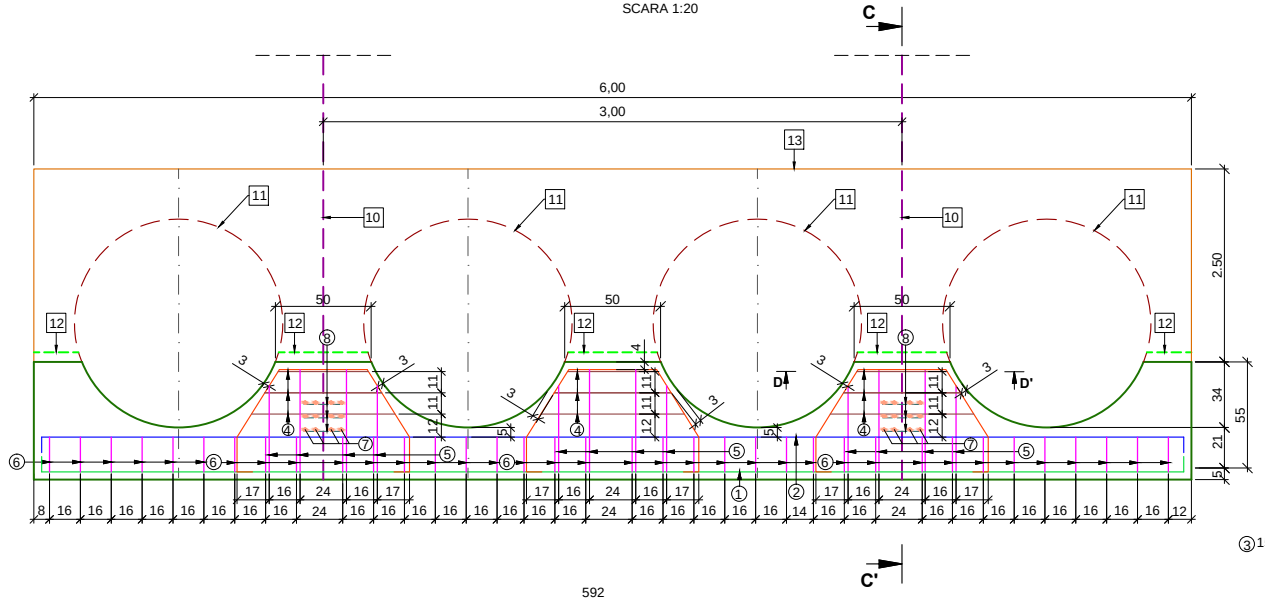
C
6,00
3,00
13
11
10
12
50
8
3
4
7
5
6
1
2
D
D'
2,50
34
55
21
5
17 16 24 16 17
C'

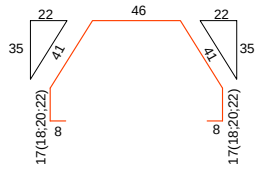
22
46
22
35
41
41
35
17(18;20;22)
8
8
17(18;20;22)

③ 15 ø20 PC52, L=1.80m(1.85m, 1.90m), Lmed=1.85m

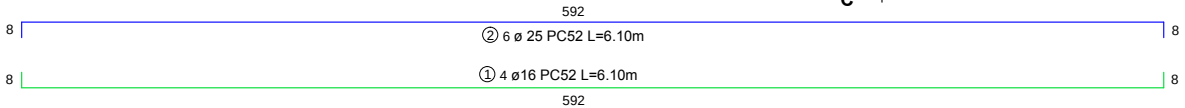

② 6 ø 25 PC52 L=6.10m

① 4 ø16 PC52 L=6.10m

LEGENDĂ

10	Ancore
11	Coloane de beton armat, D=1080mm
12	Geocompozit drenant
13	Grindă de solidarizare
14	Zid mască
15	Plăcuţă suport înglobată 150x150x20mm S235, SREN 10025/1993
16	Plăcuţă de fixare ancoră 150x150x20mm S235, SREN 10025/1993
17	Piuliţă cu 6 canturi

LEGEND

10	Anchors
11	Reinforced concrete piles, D=1080m
12	Draining geo-composite
13	Stiffing beam
14	Hiding wall
15	Encased support plate 150x150x20mm S235, SREN 10025/1993
16	Plate for anchor's fastening 150x150x20mm S235, SREN 10025/1993
17	Bolt nut with six edges

DETALII/ DETAILS

DETALIUL "A"

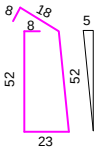
8
18
8
52
52
5
52
23

⑥ 36 ø16 PC52 L=1.65m

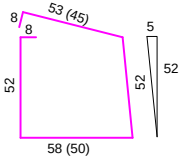
8
53 (45)
8
52
52
5
52
58 (50)

⑤ 12 ø16 PC52 L=2.35m (2.15m)
Lmed=2.25m

⑨ Agrafe 8 ø 8mm, 6, Lmed=0.50m

R 100mmx100mm-5mx2m, STNB 8

R 100mmx100mm-5mx2m, STNB 8

EXTRAS DE ARMĂTURĂ
PENTRU 1 PANOU GRINDĂ DE REPARTIŢIE
LIST OF THE REINFORCING BARS
FOR 1 DISTRIBUTION BEAM (WALER) SECTION, L=6m

Marca Type	Ø	Buc. Pcs.	L / buc. L / pcs.	Lungimi / diametre			
				OB 37	PC 52		
				Ø 8	Ø 16	Ø 20	Ø 25
1	16	4	6.10	-	24.40	-	-
2	25	6	6.10	-	-	-	36.60
3	20	15	1.85	-	-	27.75	-
4	16	9	2.45	-	4.00	-	-
5	16	12	2.25	-	27.00	-	-
6	16	36	1.65	-	59.40	-	-
7	8	6	1.20	7.20	-	-	-
8	8	6	1.05	6.30	-	-	-
9	8	8	0.50	4.00	-	-	-
Lungimi / Ø Lenghts / Ø				17.50	114.80	27.75	36.60
Greutăţi / Ø / ml Weights / Ø / ml				0.395	1.578	2.466	3.853
Greutăţi / Ø Weights / Ø				6.91	181.15	68.43	141.02
Greutate totală / kg Total weight / kg				398 kg			

SECŢIUNE / SECTION D -D'
SCARA 1:10

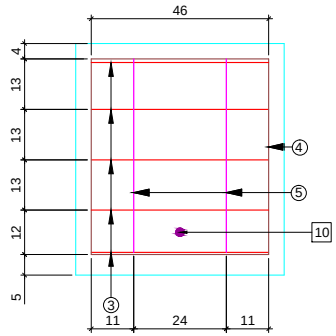
46
4
13
13
13
12
5
④
⑤
10
③
11
24
11

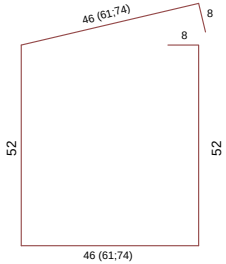
46 (61;74)
8
8
52
52
46 (61;74)

④ 9 ø16 PC52 L=2.15m(2.45m; 2.70m)
Lmed =2.45m

DETALIUL / DETAIL "A"
SCARA 1:10

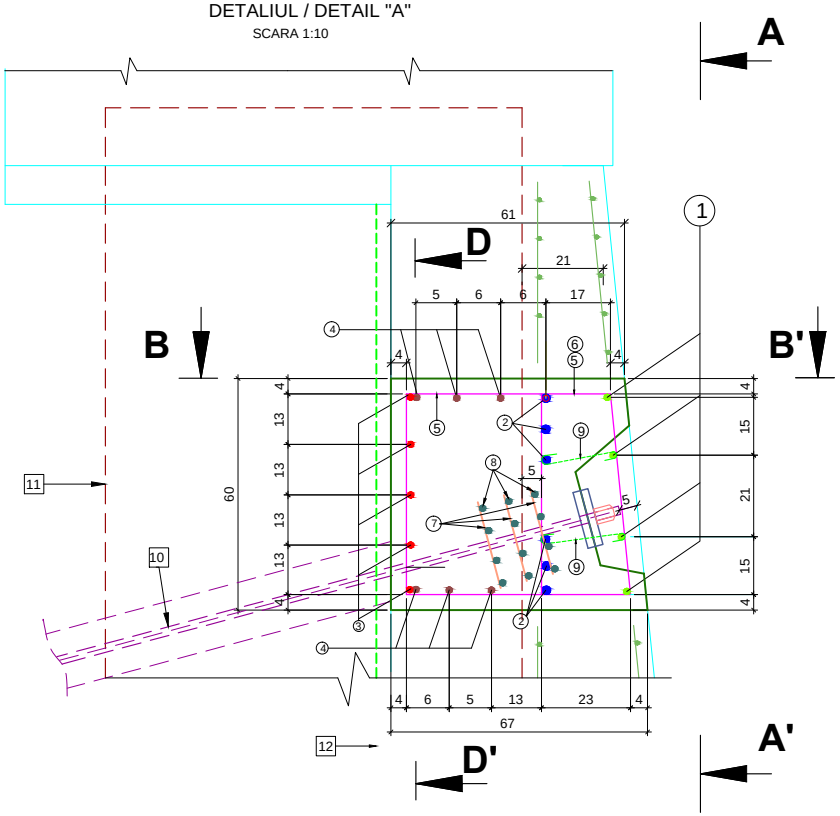
A
A'
B
B'
D
D'
1
11
10
12
61
21
5
6
6
17
4
4
④
⑥
⑤
⑤
②
⑨
⑧
⑦
⑨
③
④
②
60
4
13
13
13
13
4
4
15
21
15
4
5
5
4
6
5
13
23
4
67

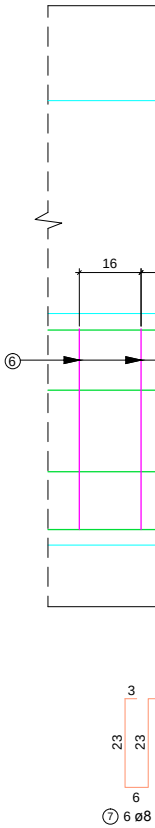

⑦ 6 ø8

VEDERE / VIEW A -A'

SCARA 1:10

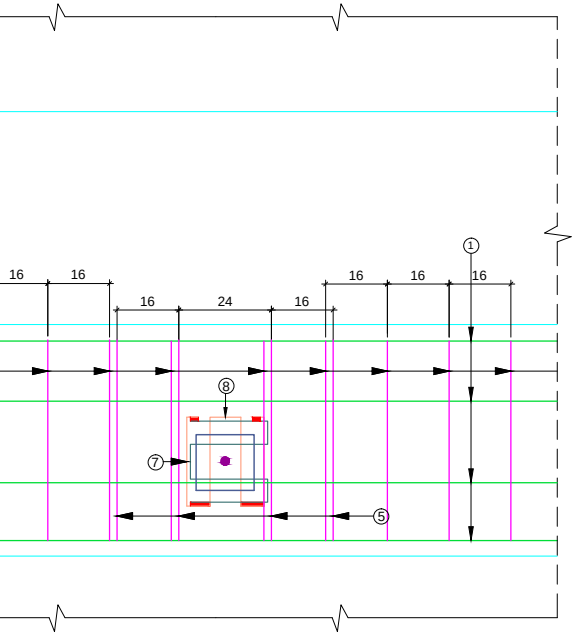

①
16
16
16
24
16
16
16
16
⑧
⑦
⑤

Dispunerea suprapusă a armăturii prin sudură
Superposed disposal of the reinforcement by welding

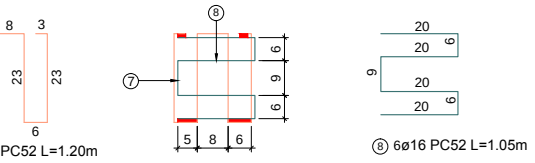

8
3
23
23
6
PC52 L=1.20m
⑧
⑦
6
9
6
5
8
6
20
20
9
20
20
6
6
⑧ 6ø16 PC52 L=1.05m

DETALII PLĂCI METALICE
METALLIC PLATE DETAILS

SCARA 1:10

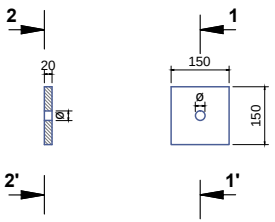

2
1
20
150
ø
10
150
2'
1'

D					
C					
B					
A					
Indice Index	Data Date	Modificare Modification/Revision	Proiectant Designer	Aprobat Consultant Approved Consultant	Aprobat CFR Approved CFR

GUVERNUL ROMANIEI
ROMANIAN GOVERNMENT

PROIECT FINANŢAT DE UNIUNEA EUROPEANĂ
EUROPEAN UNION FINANCED PROJECT

CLIENT / CLIENT

C.N.C.F. "C.F.R." - S.A.

ITALFERR
GRUPPO FERROVIE DELLO STATO
Joint Venture leader

Scott Wilson

OBERMEYER
PLANEN + BERATEN GmbH

TECNIC
Consulting Engineers

CONSULTANT / CONSULTANT

			Data Date	Semnătură Signature
Aprobat Approved	Şef proiect Project manager	R. Liuzza	dec. 2011	
Aprobat Approved	Coordonator Secţiune 1 Section 1 Coordinator	C. Gambelli	dec. 2011	
Verificat Checked	Expert Cheie Key Expert	A. Troiano	dec. 2011	

SUBCONTRACTANT / SUBCONTRACTOR

AREX COMPANY

Aprobat Approved	Responsabil Subconsultant Subconsultant Responsible	A. Stanciu - Dinulescu		
Întocmit Elaborated	Proiectant Designer	D. Zinculescu		

Reabilitarea liniei de cale ferata Braşov - Simeria, parte componentă a coridorului IV Pan European, pentru circulaţia trenurilor cu viteza maximă de 160 km/h,
Tronsonul : Braşov - Sighişoara
Rehabilitation of the railway line Braşov - Simeria, component Part of the IV Pan-European Corridor, for the trains circulation with maximum speed of 160 km/h,
Section : Braşov - Sighişoara

Proiect/Project
2004/RO/16/P/PA/003

Faza / Phase:
D.E. / E.D.

Denumire desen / Drawing Title :

Plan cofraj şi detalii de armare - grindă şi zid mască
Formwork plan and reinforcing bars details - stiffening beam and hiding wall

Codificare / Codification System	Scara / Scale 1:50; 1:20; 1:10	LOT / LOT	Nr. / No 01 / 01

E	A	5	1		0	1		E		0	0		B	B		C	T		0	0		0		X		0	1	8		3