

**LEGENDA TELECOMUNICATII  
TELECOMMUNICATIONS LEGEND:**

- n PVC      Capacitatea canalizatiei telefonice proiectate cu n tevi PVC  
Capacity of designed telephone conduit with n PVC pipes
- Teava PVC Φ 110 mm  
PVC pipe Φ 110 mm
- CT       Camera de tragere proiectata  
Designed manhole
- CTs       Camera de tragere speciala pentru subtraversare proiectata  
Designed special manhole for undercrossing
- CT       Camera de tragere existenta  
Existing manhole

D					
C					
B					
A					
Indice	Data	Modificare	Proiectant	Aprobat Consultant	Aprobat CFR
Index	Date	Modification/Revision	Designer	Approved Consultant	Approved CFR



**GUVERNUL ROMANIEI  
ROMANIAN GOVERNMENT**

**PROIECT FINANȚAT DE UNIUNEA EUROPEANĂ  
EUROPEAN UNION FINANCED PROJECT**





**C.N.C.F. "C.F.R." - S.A.**

**CLIENT / CLIENT**



**ITALFERR**  
GRUPPO FERROVIE DELLO STATO  
Joint Venture leader






**Scott Wilson**



**OBERMEYER**  
PLANEN + BERATEN GmbH



**TECNIC**  
Consulting Engineers

CONSULTANT / CONSULTANT			Data	Semnătură
			Date	Signature
Aprobat	Șef proiect	R. Liuzza		
Approved	Project manager			
Aprobat	Coordonator Secțiune 1	C. Gambelli		
Approved	Section 1 Coordinator			
Verificat	Expert Verificator	Pino Amodio		
Checked	Checking Expert			

SUBCONTRACTANT / SUBCONTRACTOR				
Aprobat	Responsabil Subcontractant	A.Stanciu - Dinulescu	01.2012	
Approved	Subcontractor Responsible			
Intocmit	Proiectant	Stefania Archip	01.2012	
Elaborated	Designer			

Reabilitarea liniei de cale ferata Brasov - Simeria, parte componenta a coridorului IV Pan European, pentru circulatia trenurilor cu viteza maxima de 160 km/h,  
**Tronsonul : Brasov - Sighisoara**  
 Rehabilitation of the railway line Brasov - Simeria, component Part of the IV Pan-European Corridor, for the trains circulation with maximum speed of 160 km/h,  
**Section : Brasov - Sighisoara**

Proiect/Project  
2004/RO/16/P/PA/003

Faza / Phase:  
P.Th. / T.D.

Denumire desen /  
Drawing Title :

**Plan de situatie - Canalizatia telefonica  
Statia - RACOS - Station  
Layout - Telephone conduit**

Codificare / Codification	Scara / Scale	LOT / LOT	Nr. / No																					
System	1:500		01 / 01																					
<table border="1" style="margin: auto;"> <tr> <td>E</td><td>A</td><td>5</td><td>1</td> <td>0</td><td>1</td> <td>C</td> <td>1</td><td>1</td> <td>L</td><td>8</td> <td>T</td><td>C</td> <td>0</td><td>5</td> <td>8</td> <td>1</td> <td>0</td><td>0</td><td>1</td> <td>0</td> </tr> </table>				E	A	5	1	0	1	C	1	1	L	8	T	C	0	5	8	1	0	0	1	0
E	A	5	1	0	1	C	1	1	L	8	T	C	0	5	8	1	0	0	1	0				