
Continuare
Continuation
Sectiunea 2S 2400 m
Cable drum 2S 2400 m
Cata
Km 225+100
km 225+085
drum de asfalt
HALTA MATEIAS
KM 225+160
teren arabil
drum de pamant
HM234-1
SE110
SE112
SE114
SE116
SE118
drum de pamant
SE109
SE111
SE113
SE115
SE117
BL12/BL13
SE119
SE120
SE121
SE122
SE123
SE124
HM234-3
teren arabil
FO
R=6m
CTM
km 225+080
arabil
drum de piatra
drum de piatra
de asfalt
teren arabil
teren arabil
teren arabil
225+100
225+200
225+300
Ax pasaj superior


teren arabil
teren arabil
drum de pamant
SE126
SE128
SE130
HM234-5
SE132
SE134
SE136
SE138
SE140
SE125
HM234-4
SE127
SE129
SE131
SE133
HM234-6
SE135
R=6m
CTM
km 225+671
SE137
SE139
drum de piatra
drum de piatra
teren arabil
225+400
225+500
225+600
225+700

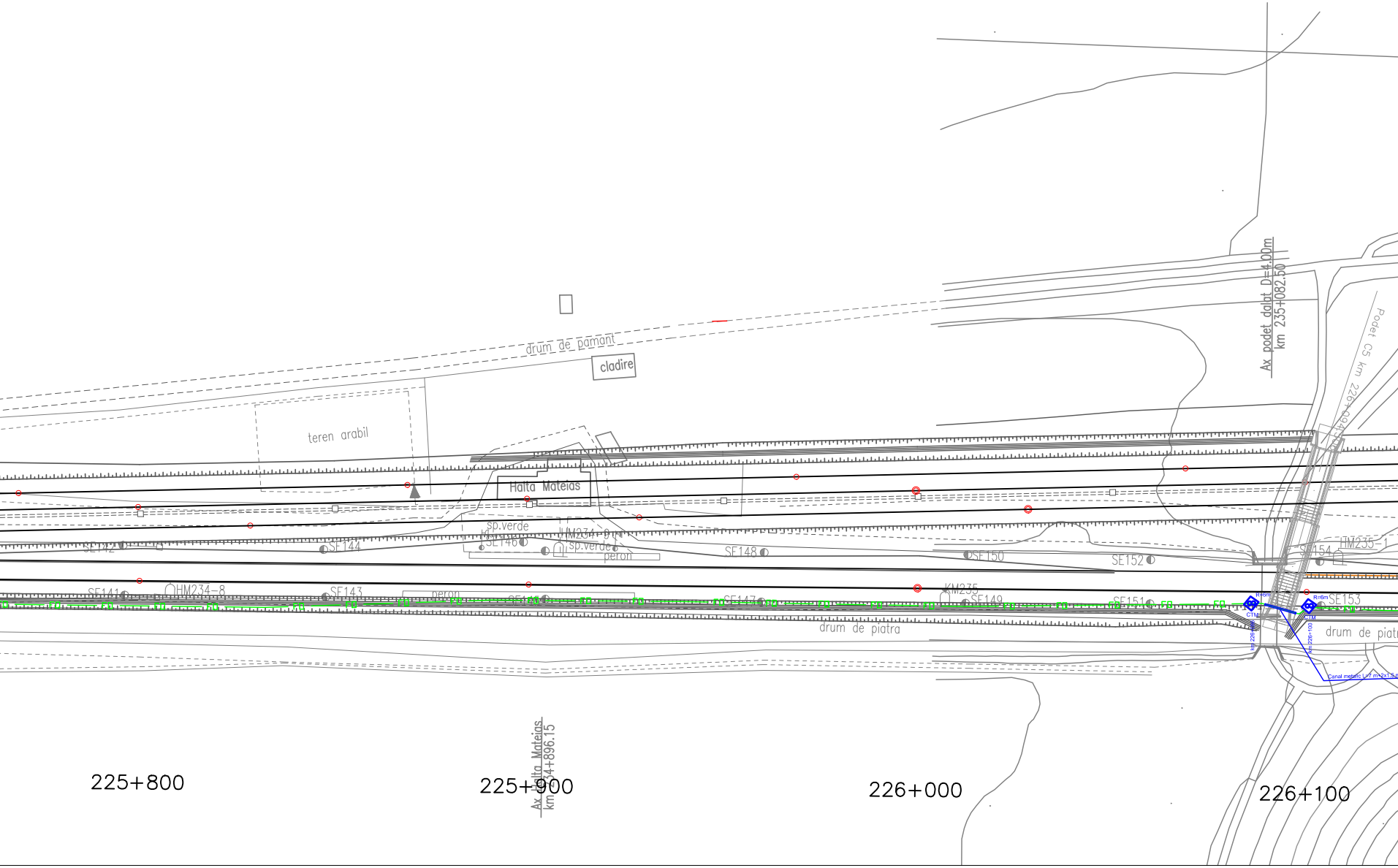
drum de pamant
cladire
teren arabil
Halta Mateias
sp.verde
SE146
HM234+9
sp.verde
peron
SE142
SE144
SE148
SE150
SE152
SE141
HM234+8
SE143
peron
SE145
SE147
KM235
SE149
SE151
FO
drum de piatra
Ax podet dalat D=4.00m
km 235+082.50
Podet C5 km 226+094.50
SE154
HM235+1
SE153
R=6m
CTM
km 226+100
Canal metalic L=7 m+2x1.5
drum de piatr
Ax halta Mateias
km 234+896.15
225+800
225+900
226+000
226+100

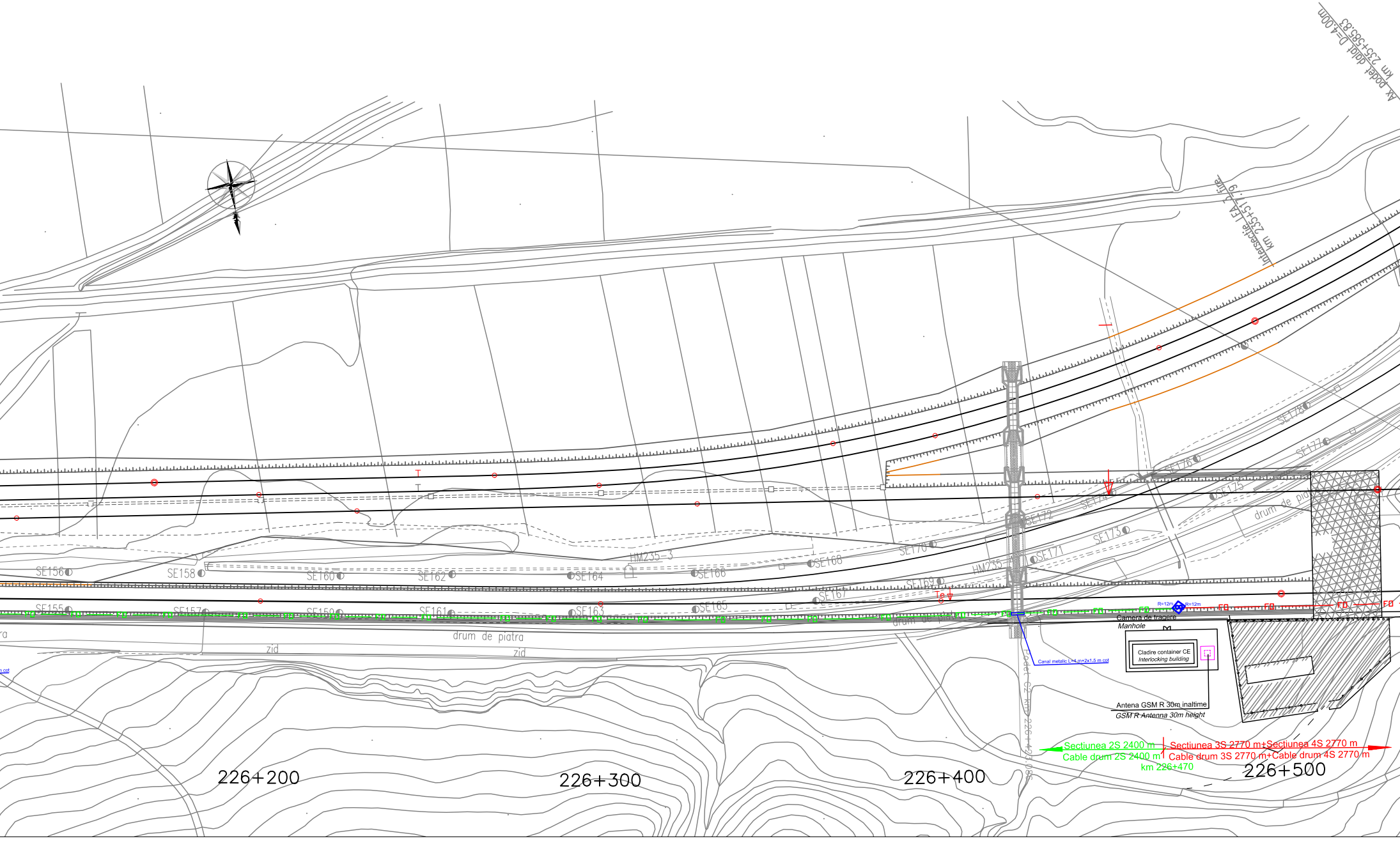
Ax podet dalat D=4.00m
km 235+585.83
Intersectie LEA 2 fire
km 235+517.9
SE156
SE158
SE160
SE162
SE164
SE166
SE168
SE170
SE172
SE174
SE176
SE177
SE178
SE155
SE157
SE159
SE161
SE163
SE165
SE167
SE169
SE171
SE173
SE175
HM235-3
HM235
Te
drum de piatra
zid
FO
R=12m
R=12m
Camera de tragere
Manhole
Cladire container CE
Interlocking building
Canal metalic L=4 m+2x1.5 m cot
Podet C2 km 226+423.08
Antena GSM R 30m inaltime
GSM R Antenna 30m height
Sectiunea 2S 2400 m
Cable drum 2S 2400 m
km 226+470
Sectiunea 3S 2770 m+Sectiunea 4S 2770 m
Cable drum 3S 2770 m+Cable drum 4S 2770 m
226+200
226+300
226+400
226+500

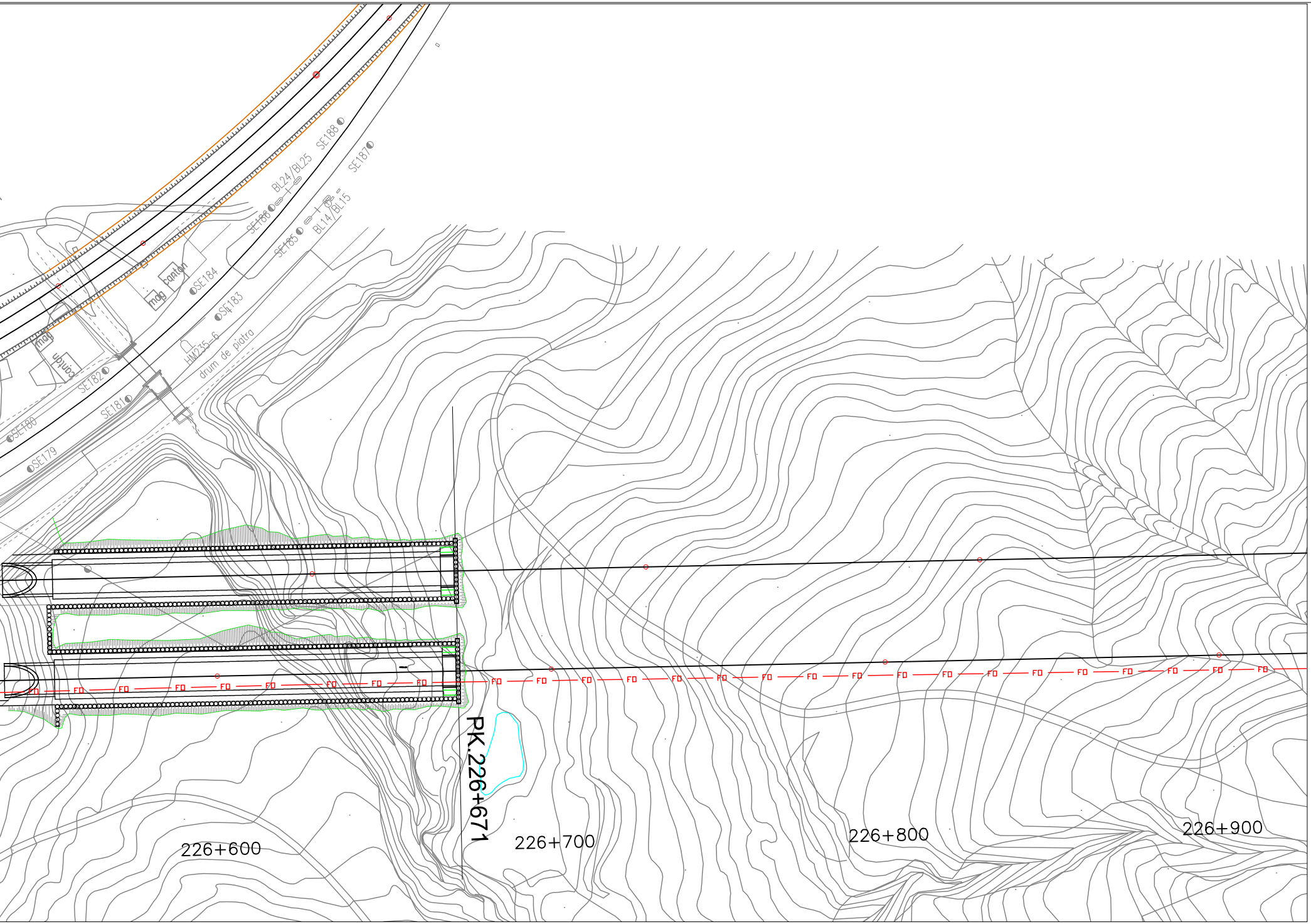
SE188
SE187
BL24/BL25
SE186
SE185
BL14/BL15
canton
mag
SE184
SE183
HM235-6
drum de piatra
mag
canton
SE182
SE181
SE180
SE179
FO
PK.226+671
226+600
226+700
226+800
226+900

LEGENDA
LEGEND

CTM	◇	Cameretea cu mufa de jonctiune Handhole with junction box
CTM	◇	Cameretea cu rezerva Handhole with cable reserve
CT	□	Camera de tragere cu mufa de jonctiune Manhole with junction box
CT	□	Camera de tragere cu rezerva Manhole with cable reserve
CTS	□	Camera de tragere speciala pentru subtraversare Special manhhole for undercrossing
	— FO —	Cablu cu fibre optice subteran Underground optical fiber cable
	— FO —	Teava PVC Φ 110 mm / canal metalic PVC pipe Φ 110 mm / metallic chanel
	— FO —	Cablu cu fibre optice special pentru tunel protejat in duct HDPE Φ 40 mm instalat in conductele pentru cabluri din tunel Special OF cable for tunnels proteated in HDPE duct Φ 40 mm installed in tunnel pipes

Indice Index	Data Date	Modificare Modification/Revision	Proiectant Designer	Aprobat Consultant Approved Consultant	Aprobat CFR Approved CFR
D					
C					
B					
A					

GUVERNUL ROMANIEI
ROMANIAN GOVERNMENT

PROIECT FINANŢAT DE UNIUNEA EUROPEANĂ
EUROPEAN UNION FINANCED PROJECT

CLIENT / CLIENT

C.N.C.F. "C.F.R." - S.A.

ITALFERR
GRUPPO FERROVIE DELLO STATO
Joint Venture leader

Scott Wilson

OBERMEYER
PLANEN + BERATEN GmbH

TECNIC
Consulting Engineers

CONSULTANT / CONSULTANT

			Data Date	Semnătură Signature
Aprobat Approved	Şef proiect Project manager	R. Liuzza		
Aprobat Approved	Coordonator Secţiune 1 Section 1 Coordinator	C. Gambelli		
Verificat Checked	Expert Cheie Key Expert	Pino Amodio		

SUBCONTRACTANT / SUBCONTRACTOR

AREX COMPANY

Aprobat Approved	Responsabil Subconsultant Subconsultant Responsible	A.Stanciu - Dinulescu		
Întocmit Elaborated	Proiectant Designer	Gabriela Trifan	12.2011	

Reabilitarea liniei de cale ferata Braşov - Simeria, parte componentă a coridorului IV Pan European, pentru circulaţia trenurilor cu viteza maximă de 160 km/h,
Tronsonul : Braşov - Sighişoara
Rehabilitation of the railway line Braşov - Simeria, component Part of the IV Pan-European Corridor, for the trains circulation with maximum speed of 160 km/h,
Section : Braşov - Sighişoara

Proiect/Project
2004/RO/16/P/PA/003

Faza / Phase:
P.Th. / T.D.

Denumire desen / Drawing Title :

Interval - RACOS - CATA - Section
CABLU CU FIBRE OPTICE PENTRU TELECOMUNICATII
Plan de situatie
FIBER OPTIC CABLE FOR TELECOMMUNICATION
Layout Plan

Codificare / Codification System	Scara / Scale	LOT / LOT	Nr. / No
	1:1000		02 / 05

E A 5 1 0 1 c 1 2 L 7 T C 0 6 7 1 0 0 1 0