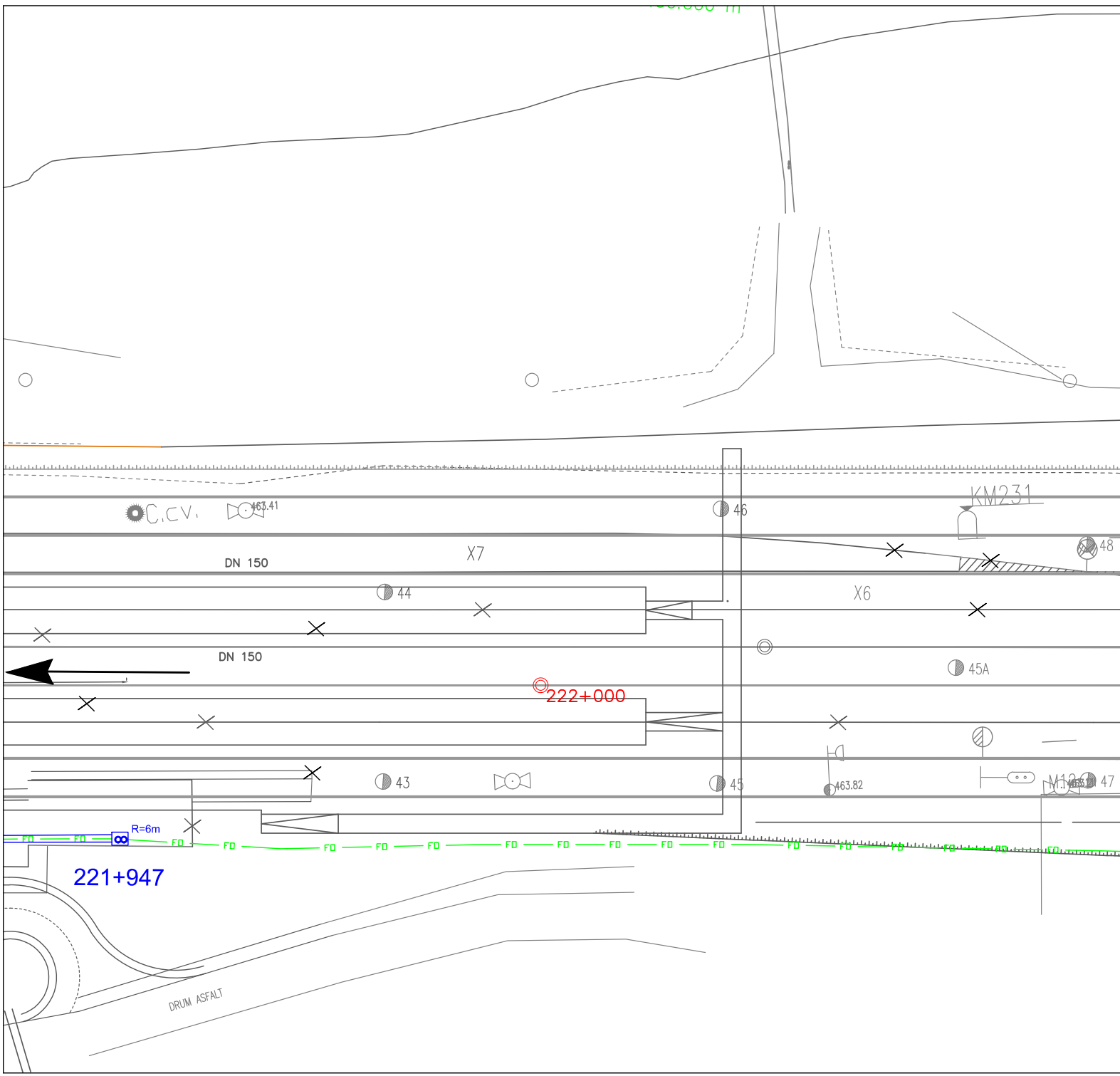
C.CV.
463.41
46
KM231
48
X7
DN 150
44
X6
DN 150
45A
222+000
43
45
463.82
M12
47
R=6m
FO
221+947
DRUM ASFALT

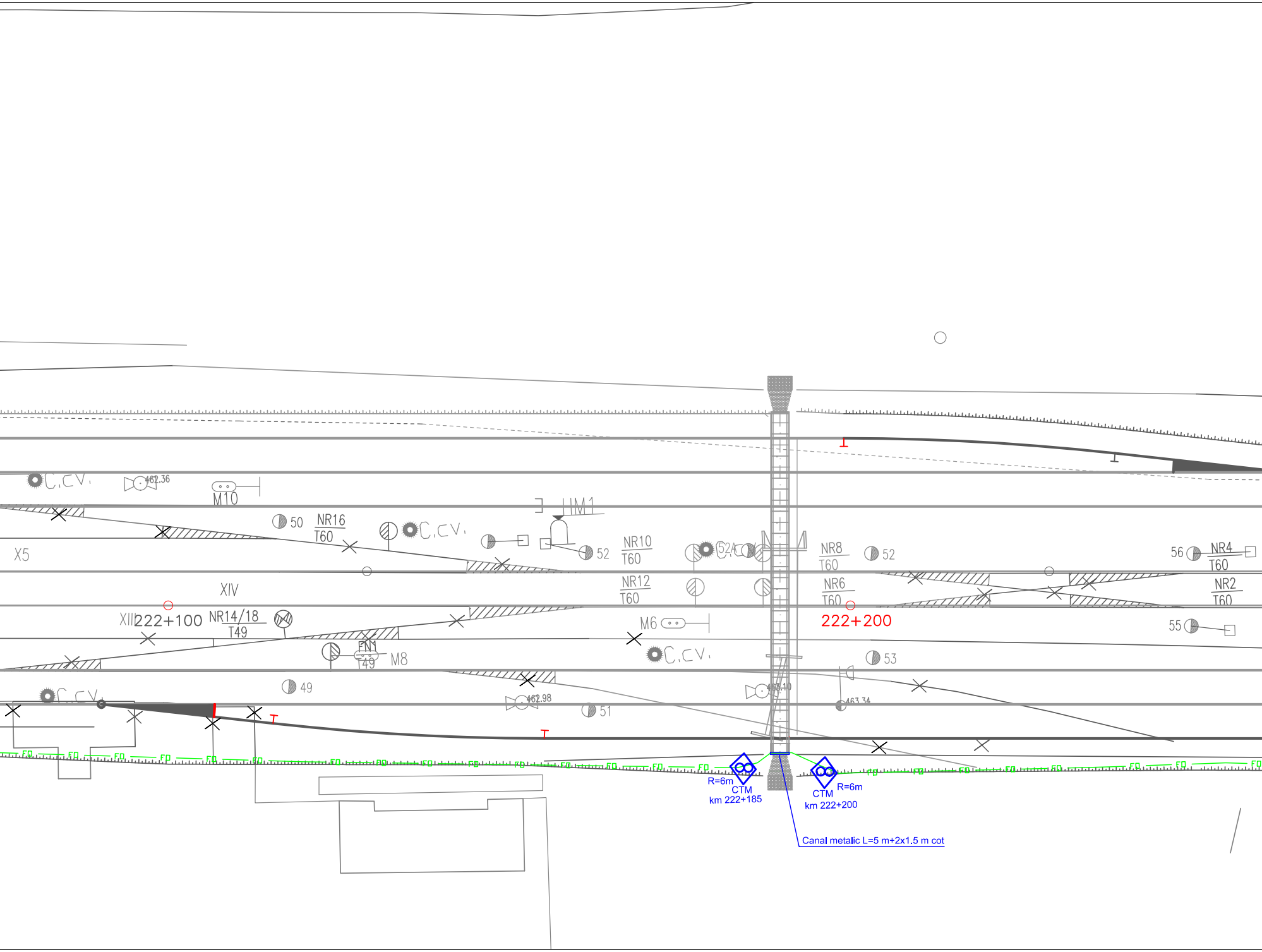
C.CV.
462.36
M10
HM1
X5
50
NR16
T60
C.CV.
52
NR10
T60
52A
NR8
T60
52
56
NR4
T60
XIV
NR12
T60
NR6
T60
NR2
T60
XIII
222+100
NR14/18
T49
M6
222+200
55
EN1
T49
M8
C.CV.
53
C.CV.
49
462.98
51
462.10
463.34
R=6m
CTM
km 222+185
CTM
km 222+200
R=6m
Canal metalic L=5 m+2x1,5 m cot
FO

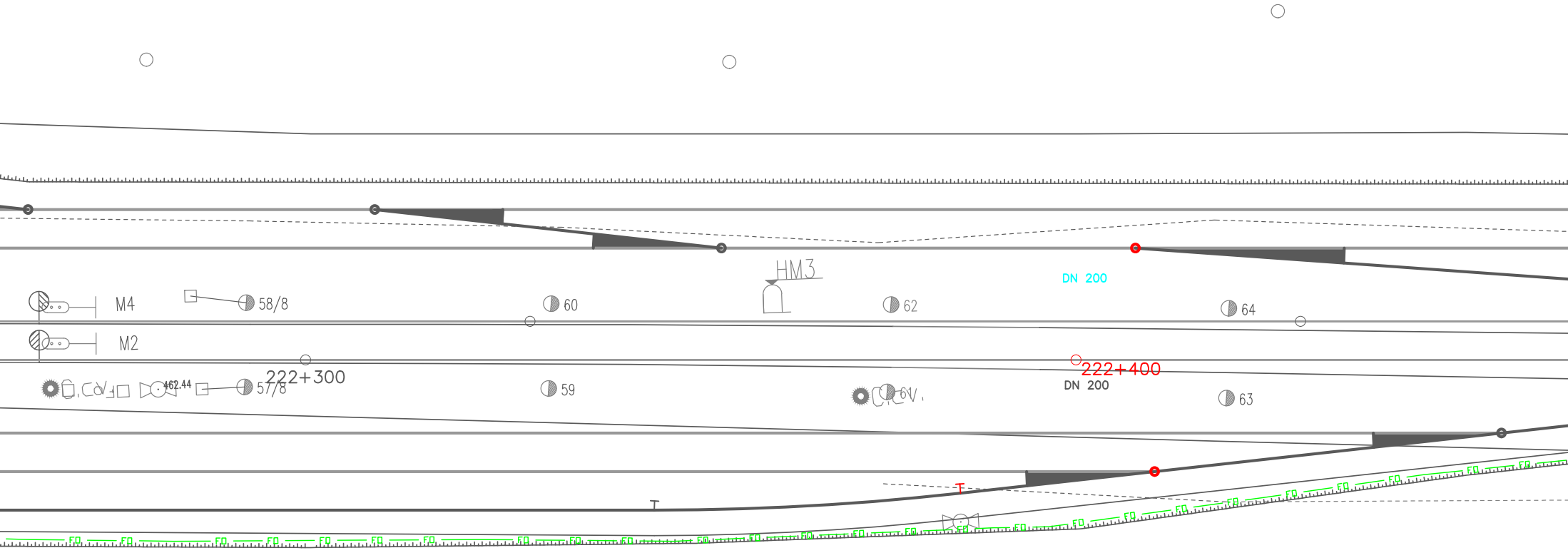
M4
58/8
60
HM3
62
DN 200
64
M2
222+300
462.44
57/8
59
61
222+400
DN 200
63
FO

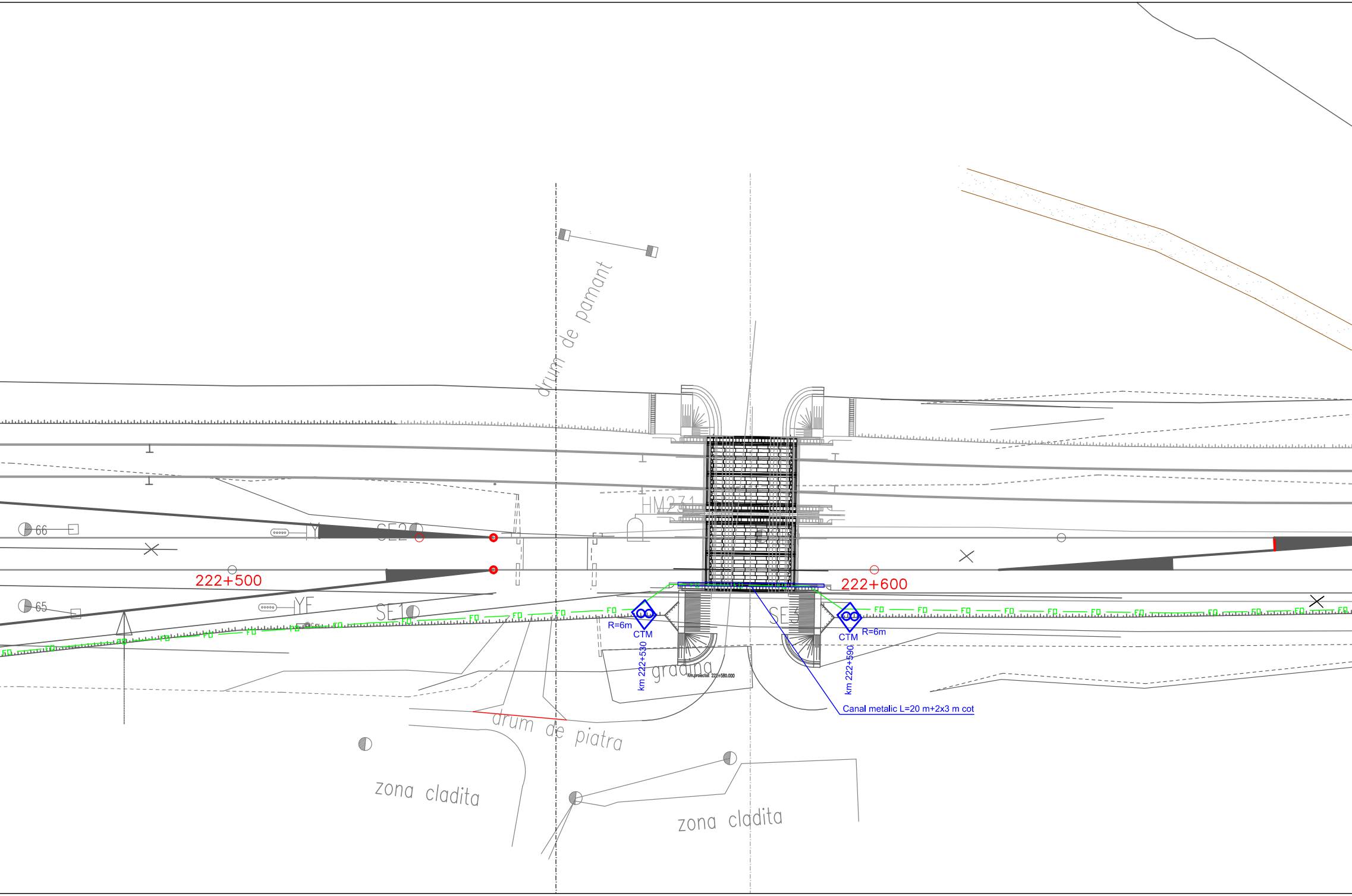
drum de pamant
HM231
66
Y
SE2
222+500
222+600
65
YF
SE1
FO
R=6m
CTM
km 222+530
SE3
CTM
R=6m
km 222+590
gradina
Km.proiectat 222+580.000
Canal metalic L=20 m+2x3 m cot
drum de piatra
zona cladita
zona cladita


46.40m
CALIBRARE ALBIE
CURS OLT
60.00m
2.25
Refacere drum existent
SE8
SE10
SE12
222+700
222+800
FO
SE7
SE9
SE11
zona cladita

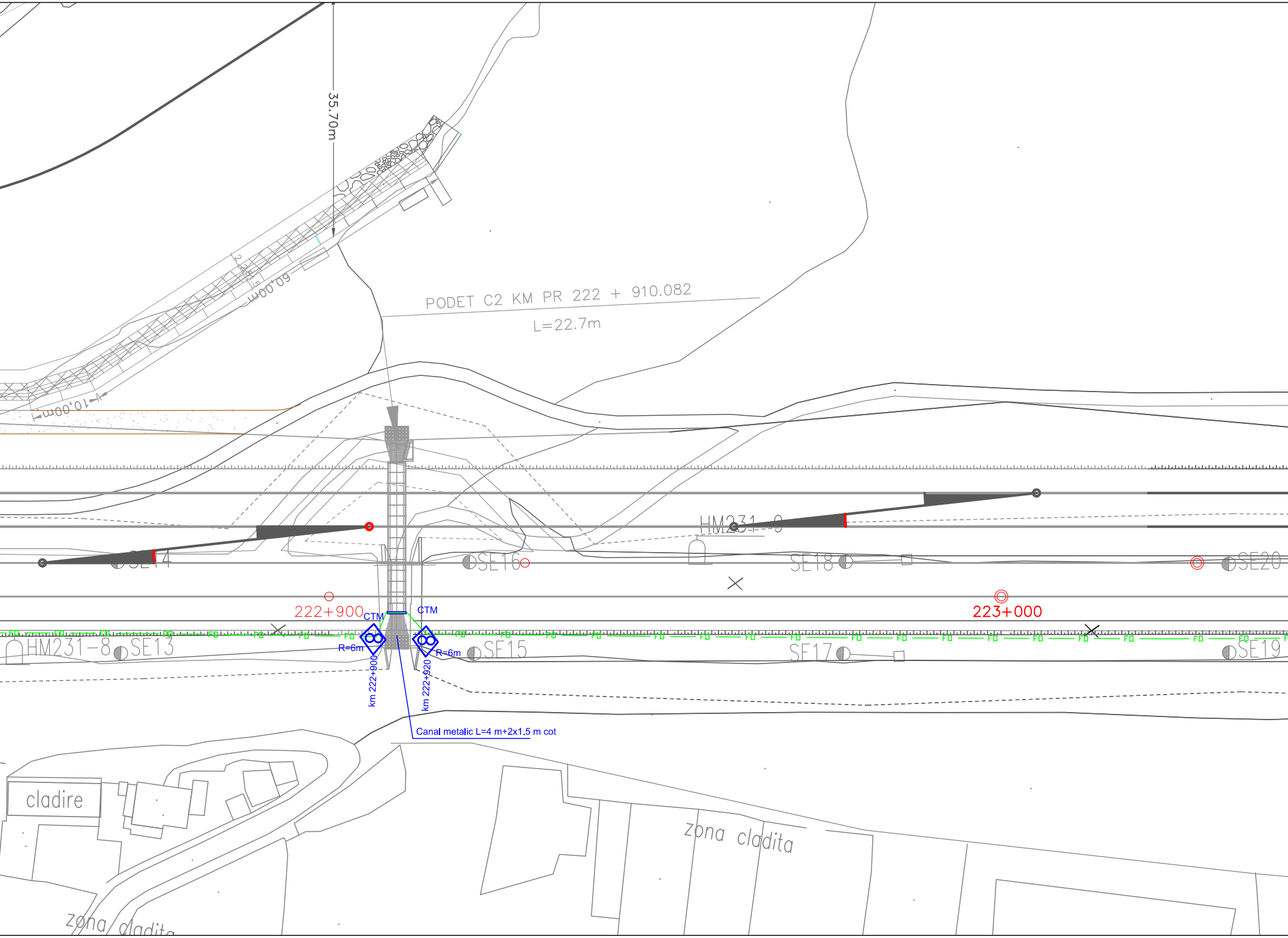
35.70m
60.00m
10.00m
PODET C2 KM PR 222 + 910.082
L=22.7m
HM231-9
SE14
SE16
SE18
SE20
222+900
223+000
CTM
CTM
FO
HM231-8
SE13
R=6m
R=6m
SE15
SE17
SE19
km 222+900
km 222+920
Canal metalic L=4 m+2x1.5 m cot
cladire
zona cladita
zona cladita

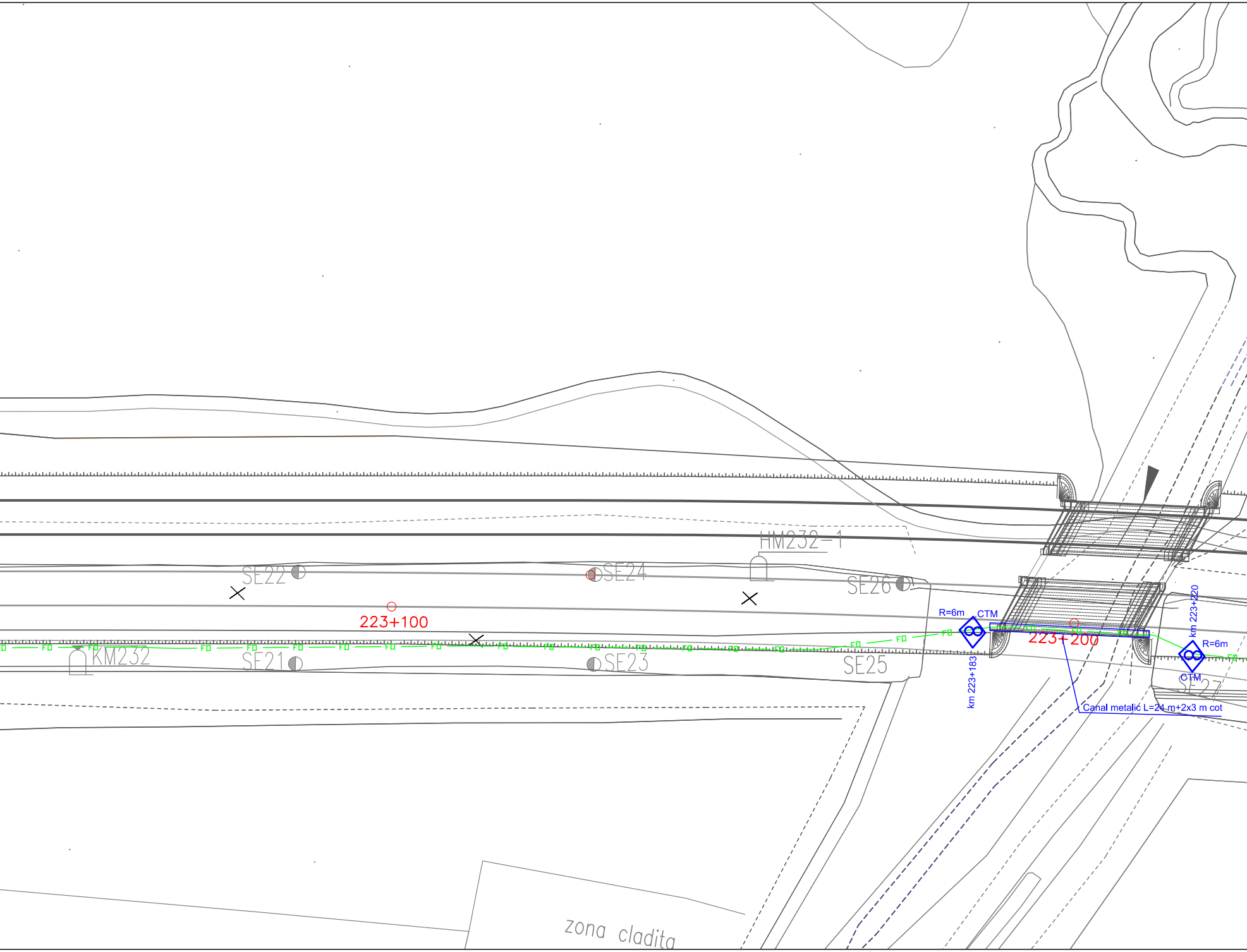
HM232-1
SE22
SE24
SE26
223+100
KM232
SE21
SE23
SE25
R=6m
CTM
km 223+183
223+200
km 223+220
R=6m
CTM
SE27
Canal metalic L=24 m+2x3 m cot
FO
zona cladita

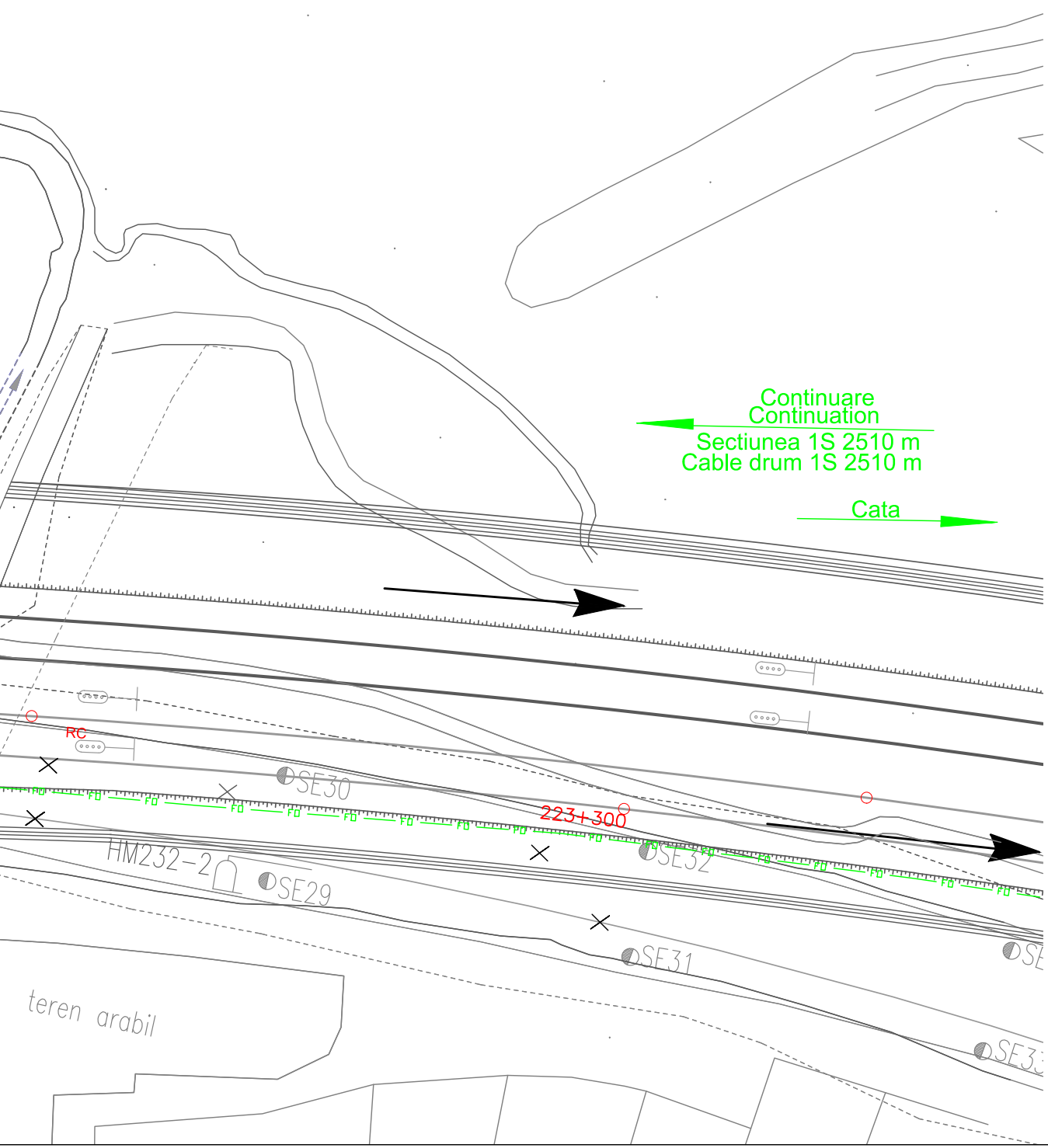
Continuare
Continuation
Sectiunea 1S 2510 m
Cable drum 1S 2510 m
Cata
RC
SE30
223+300
SE32
HM232-2
SE29
SE31
SE
SE3
FO
teren arabil

LEGENDA
LEGEND

CTM	◇	Camereta cu mufa de jonctiune Handhole with junction box
CTM	◇	Camereta cu rezerva Handhole with cable reserve
CT	□	Camera de tragere cu mufa de jonctiune Manhole with junction box
CT	□	Camera de tragere cu rezerva Manhole with cable reserve
CT	□	Camera de tragere fara rezerva Manhole without cable reserve
CTS	□	Camera de tragere speciala pentru subtraversare Special manhhole for undercrossing
	— FO —	Cablu cu fibre optice subteran Underground optical fiber cable
	— FO —	Teava PVC Φ 110 mm / canal metalic PVC pipe Φ 110 mm / metallic chanel

D					
C					
B					
A					
Indice Index	Data Date	Modificare Modification/Revision	Proiectant Designer	Aprobat Consultant Approved Consultant	Aprobat CFR Approved CFR

GUVERNUL ROMANIEI
ROMANIAN GOVERNMENT

PROIECT FINANŢAT DE UNIUNEA EUROPEANĂ
EUROPEAN UNION FINANCED PROJECT

CFR

CLIENT / CLIENT

C.N.C.F. "C.F.R." - S.A.

ITALFERR
GRUPPO FERROVIE DELLO STATO
Joint Venture leader

Scott Wilson

OBERMEYER
PLANEN + BERATEN GmbH

TECNIC
Consulting Engineers

CONSULTANT / CONSULTANT

			Data Date	Semnătură Signature
Aprobat Approved	Şef proiect Project manager	R. Liuzza		
Aprobat Approved	Coordonator Secţiune 1 Section 1 Coordinator	C. Gambelli		
Verificat Checked	Expert Verificator Checking Expert	Pino Amodio		

SUBCONTRACTANT / SUBCONTRACTOR

AREX COMPANY

Aprobat Approved	Responsabil Subcontractant Subcontractor Responsible	A.Stanciu - Dinulescu	01.2012	
Întocmit Elaborated	Proiectant Designer	Gabriela Trifan	01.2012	Trifan

Reabilitarea liniei de cale ferata Braşov - Simeria, parte componentă a coridorului IV Pan European pentru circulaţia trenurilor cu viteza maximă de 160 km/h, **Tronsonul : Braşov - Sighişoara**

Rehabilitation of the railway line Braşov - Simeria, component Part of the IV Pan-European Corridor, for the trains circulation with maximum speed of 160 km/h,
Section : Braşov - Sighişoara

Proiect/Project
2004/RO/16/P/PA/003

Faza / Phase:
P.Th. / T.D.

Denumire desen / Drawing Title :

Statia - RACOS - Station

CABLU CU FIBRE OPTICE PENTRU TELECOMUNICATII
Plan de situatie
FIBER OPTIC CABLE FOR TELECOMMUNICATION
Layout Plan

Codificare / Codification System	Scara / Scale 1:500	LOT / LOT	Nr. / No 02 / 02

E	A	5	1	0	1	C	1	1	L	8	T	C	0	6	4	2	0	0	1	0