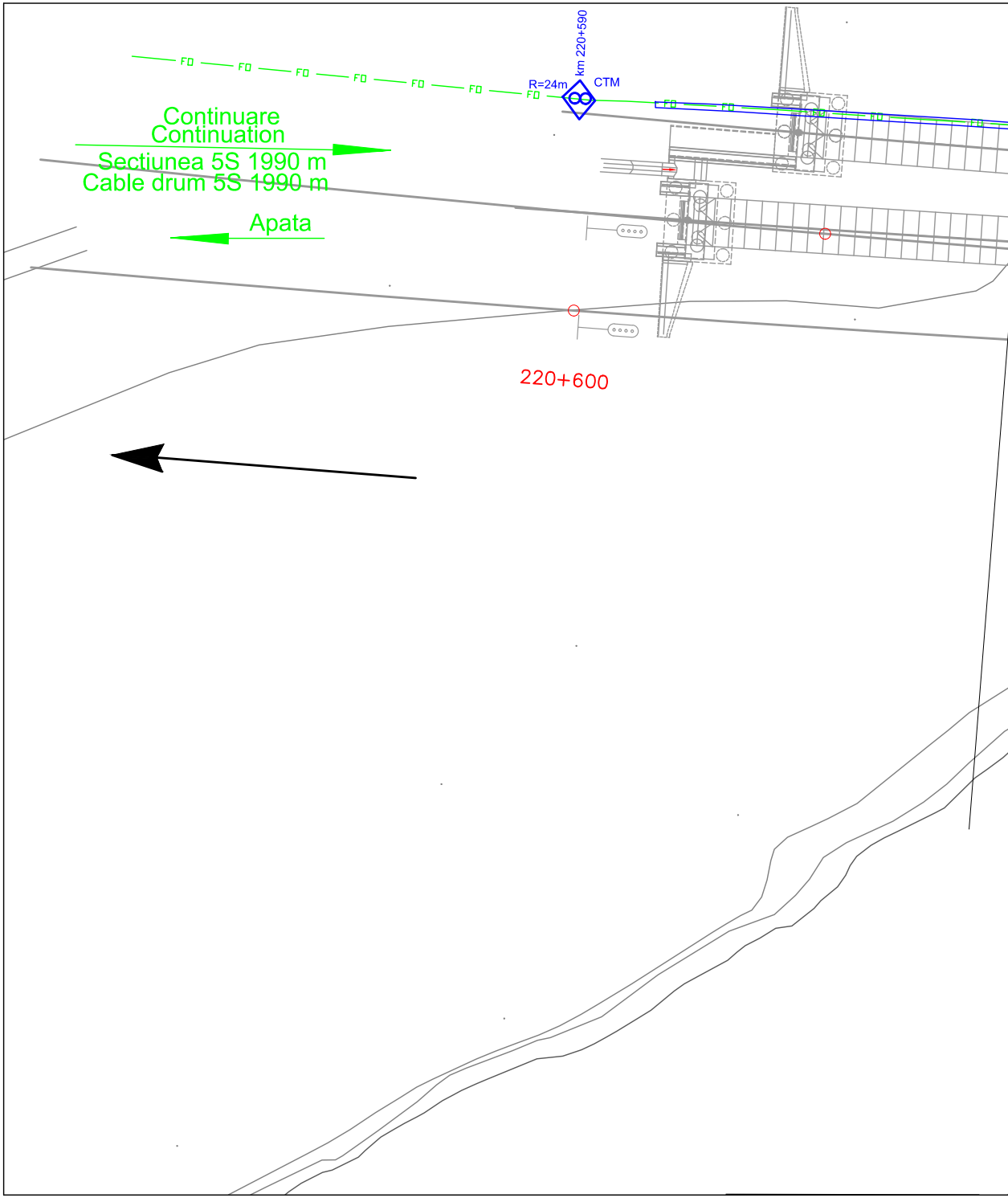
km 220+590
R=24m
CTM
FO
Continuare
Continuation
Sectiunea 5S 1990 m
Cable drum 5S 1990 m
Apata
220+600

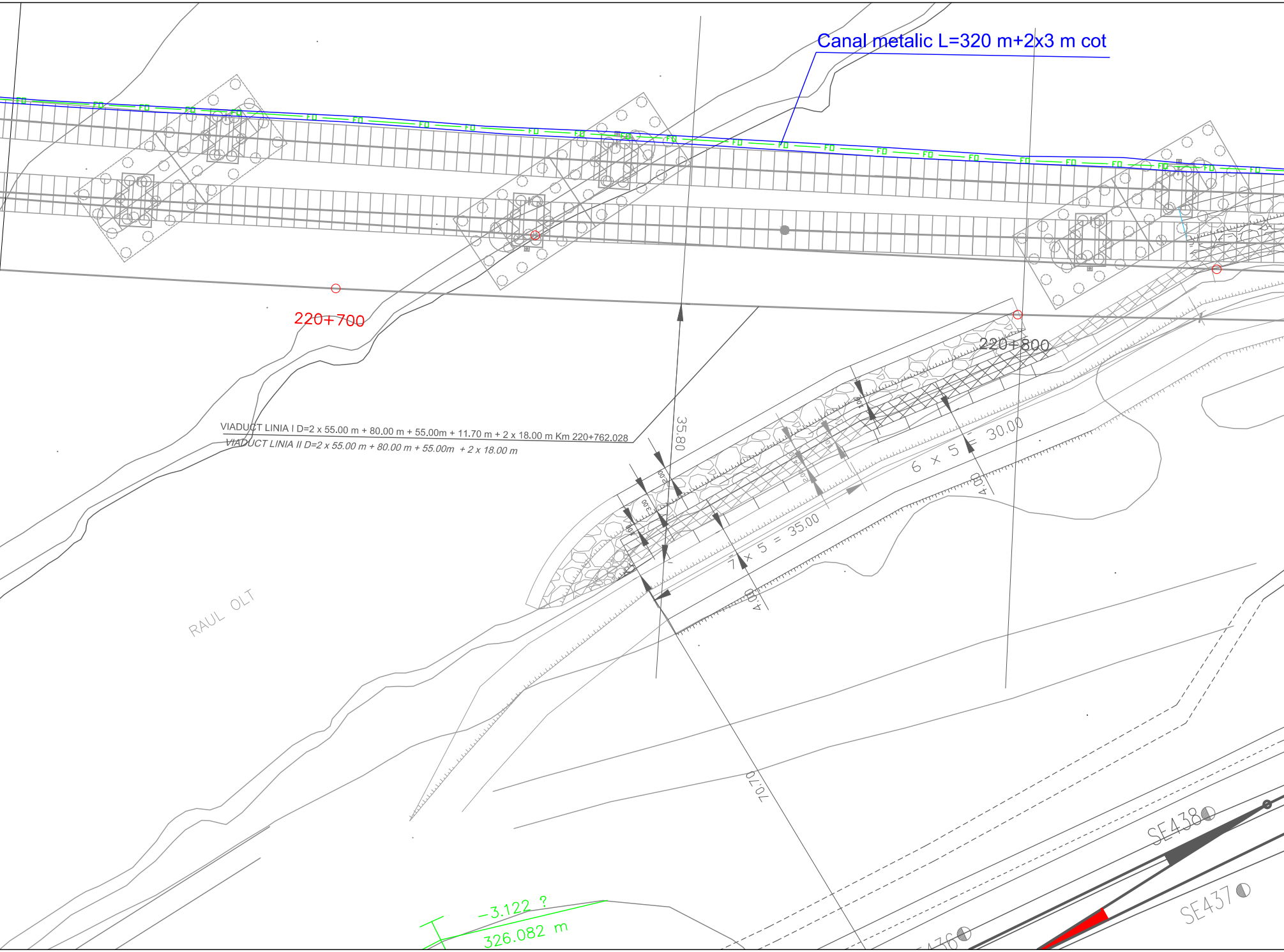
Canal metalic L=320 m+2x3 m cot
FO
220+700
220+800
VIADUCT LINIA I D=2 x 55.00 m + 80.00 m + 55.00m + 11.70 m + 2 x 18.00 m Km 220+762.028
VIADUCT LINIA II D=2 x 55.00 m + 80.00 m + 55.00m + 2 x 18.00 m
35.80
6 x 5 = 30.00
7 x 5 = 35.00
4.00
4.00
3.00
2.00
RAUL OLT
70.70
SE438
SE437
-3.122 ?
326.082 m

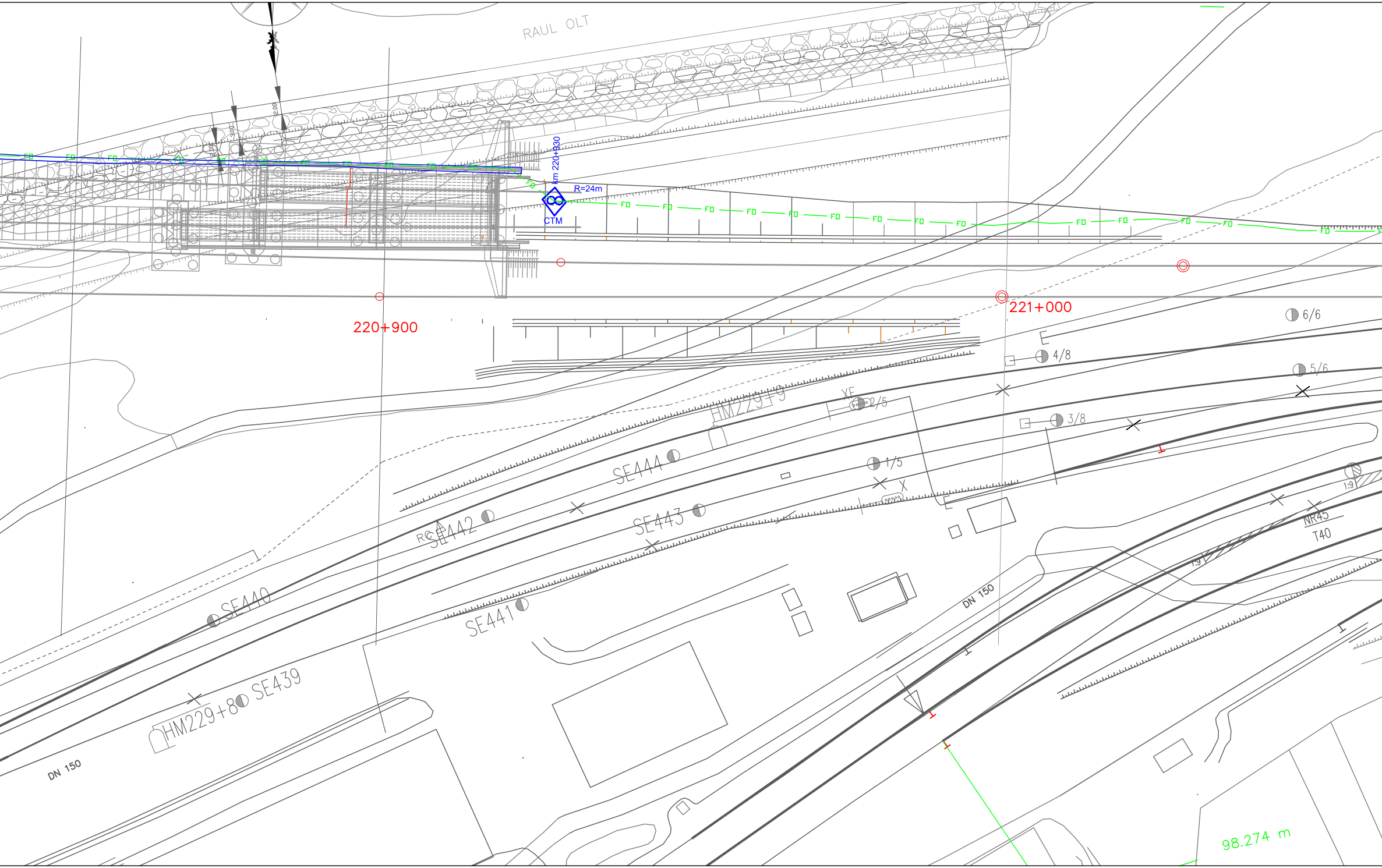
RAUL OLT
2.00
3.00
2.00
FO
km 220+930
R=24m
CTM
220+900
221+000
6/6
4/8
5/6
3/8
XE
2/5
HM229+9
SE444
1/5
X
SE442
RC
SE443
SE440
SE441
1:9
NR45
T40
1:9
DN 150
HM229+8
SE439
DN 150
98.274 m


FO
C.CV.
221+100
10/6
7/6
9/6
NR7
T40
464.25
11/5
14/5
M11
M13
M15
221+200
15/6
NR11
T49
C.
M9
13/5
NR3
T49
M3
NR1
T40
NR43
T40
M1
464.53
1,886 ?


463.88
NR31/35
T49
24/5
C.C.V.
FO
16/6
18/5
18/6A
20/6
20/6A
22/6
Y6
19/6A
15/6A
221+300
17/5
NR25/29
221+400
Y2
M17
C.C.V.
DN 200
NR33
M23
465.38
19/6
M21
21/6
464.61
23/6
464.37

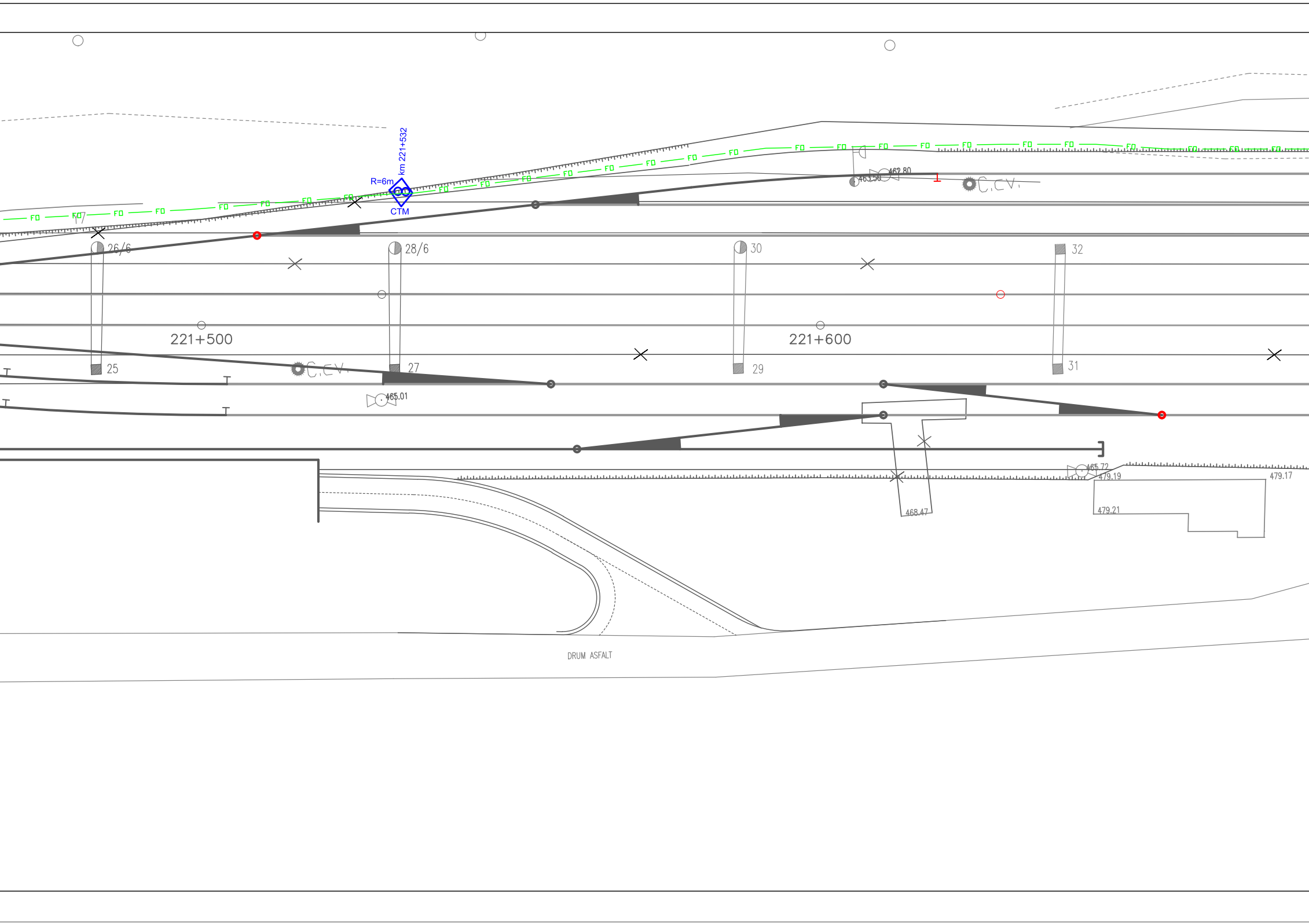

km 221+532
R=6m
CTM
FO
17
26/6
28/6
30
32
25
27
29
31
221+500
221+600
C.CV.
C.CV.
463.50
462.80
465.01
465.72
479.19
479.17
479.21
468.47
DRUM ASFALT

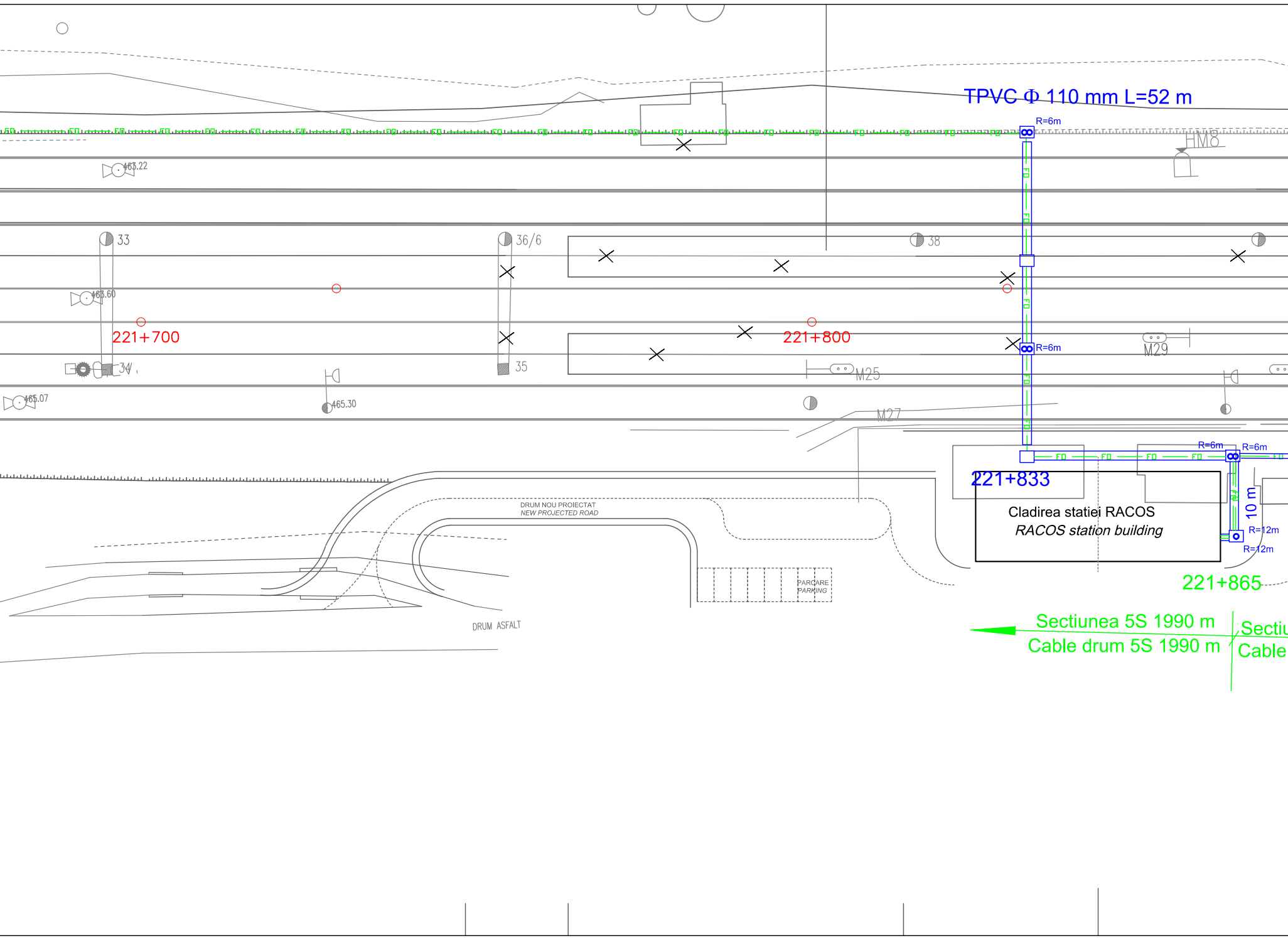
TPVC Φ 110 mm L=52 m
R=6m
HM8
463.22
33
36/6
38
463.60
221+700
221+800
R=6m
M29
34
35
M25
465.07
465.30
M27
R=6m
R=6m
221+833
Cladirea statiei RACOS
RACOS station building
10 m
R=12m
R=12m
DRUM NOU PROIECTAT
NEW PROJECTED ROAD
PARCARE
PARKING
DRUM ASFALT
221+865
Sectiunea 5S 1990 m
Cable drum 5S 1990 m
Sectiu
Cable
FO


C.C.V.
463.41
46
KM231
X7
DN 150
48
42
44
X6
X5
DN 150
46,3751
221+900
222+000
45A
43
45
463.82
M12
47
82 m
R=6m
FO
221+947
PARCARE
PARKING
DRUM NOU PROIECTAT
NEW PROJECTED ROAD
DRUM ASFALT
unea 1S 2400 m
drum 1S 2400 m

# LEGENDA
# LEGEND

| | | |
|---|---|---|
| CTM | ◇ | Camereta cu mufa de jonctiune<br>Handhole with junction box |
| CTM | ◇ | Camereta cu rezerva<br>Handhole with cable reserve |
| CT | ☐ | Camera de tragere cu mufa de jonctiune<br>Manhole with junction box |
| CT | ☐ | Camera de tragere cu rezerva<br>Manhole with cable reserve |
| CT | ☐ | Camera de tragere fara rezerva<br>Manhole without cable reserve |
| CTS | ☐ | Camera de tragere speciala pentru subtraversare<br>Special manhhole for undercrossing |
| | — FO — | Cablu cu fibre optice subteran<br>Underground optical fiber cable |
| | — FO — | Teava PVC Φ 110 mm / canal metalic<br>PVC pipe Φ 110 mm / metallic chanel |

| | | | | | |
|---|---|---|---|---|---|
| D | | | | | |
| C | | | | | |
| B | | | | | |
| A | | | | | |
| Indice<br>Index | Data<br>Date | Modificare<br>Modification/Revision | Proiectant<br>Designer | Aprobat Consultant<br>Approved Consultant | Aprobat CFR<br>Approved CFR |

**GUVERNUL ROMANIEI**
**ROMANIAN GOVERNMENT**

**PROIECT FINANŢAT DE UNIUNEA EUROPEANĂ**
**EUROPEAN UNION FINANCED PROJECT**

**CLIENT / CLIENT**

**C.N.C.F. "C.F.R." - S.A.**

ITALFERR GRUPPO FERROVIE DELLO STATO
*Joint Venture leader*

Scott Wilson

OBERMEYER PLANEN + BERATEN GmbH

TECNIC Consulting Engineers

**CONSULTANT / CONSULTANT**

| | | | Data<br>Date | Semnătură<br>Signature |
|---|---|---|---|---|
| Aprobat<br>Approved | Şef proiect<br>Project manager | R. Liuzza | | |
| Aprobat<br>Approved | Coordonator Secţiune 1<br>Section 1 Coordinator | C. Gambelli | | |
| Verificat<br>Checked | Expert Verificator<br>Checking Expert | Pino Amodio | | |

**SUBCONTRACTANT / SUBCONTRACTOR**

AREX COMPANY

| | | | | |
|---|---|---|---|---|
| Aprobat<br>Approved | Responsabil Subcontractant<br>Subcontractor Responsible | A.Stanciu - Dinulescu | 01.2012 | |
| Întocmit<br>Elaborated | Proiectant<br>Designer | Gabriela Trifan | 01.2012 | Trifan |

Reabilitarea liniei de cale ferata Braşov - Simeria, parte componentă a coridorului IV Pan European, pentru circulaţia trenurilor cu viteza maximă de 160 km/h,
**Tronsonul : Braşov - Sighişoara**
Rehabilitation of the railway line Braşov - Simeria, component Part of the IV Pan-European Corridor, for the trains circulation with maximum speed of 160 km/h,
**Section : Braşov - Sighişoara**

*Proiect/Project*
*2004/RO/16/P/PA/003*

Faza / Phase:
P.Th. / T.D.

Denumire desen / Drawing Title :

## Statia - RACOS - Station
## CABLU CU FIBRE OPTICE PENTRU TELECOMUNICATII
## Plan de situatie
## *FIBER OPTIC CABLE FOR TELECOMMUNICATION*
## *Layout Plan*

| Codificare / Codification System | Scara / Scale<br>1:500 | LOT / LOT | Nr. / No<br>01 / 02 |
|---|---|---|---|

EA51 01 C 11 L8 TC 06 4 2 001 0