8		12		14		18	
SECP6	226.5	SECP6	258	SECP6	294	SECP6	339
–	–	–	–	–	–	–	–
–	–	–	–	–	–	–	–
–	–	–	–	–	–	–	–

E1		E1		E1		E1	
5500	–	5500	–	5500	–	5500	–
1400	–	1400	–	1400	–	1400	–
6900	DD	6900	DD	6900	DD	6900	DD
–250	CO/–	–150	CO/–	–250	CO/–	–150	CO/–

7		11		13		17	
SECP6	226.5	SECP6	258	SECP6	294	SECP6	339
–	–	–	–	–	–	–	–
–	–	–	–	–	–	–	–
–	–	–	–	–	–	–	–

E1		E1		E1		E1	
5500	–	5500	–	5500	–	5500	–
1400	–	1400	–	1400	–	1400	–
6900	DI	6900	DI	6900	DI	6900	DI
+250	CO/–	+150	CO/–	+250	CO/–	+150	CO/–

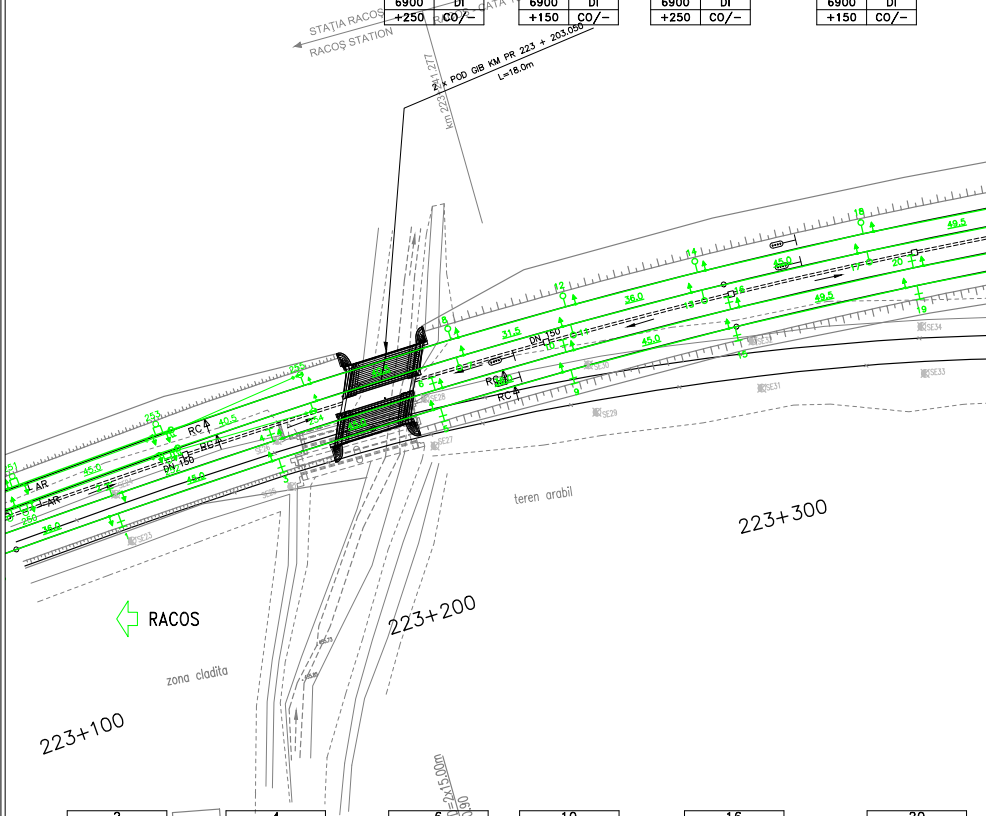
STAŢIA RACOŞ
RACOŞ STATION
INTERVAL RACOŞ - CATA
RACOŞ - CATA RAILWAY SECTION
2 x POD GIB KM PR 223 + 203.050
L=18.0m
km 223+241.277
DN 150
RC
AR
teren arabil
223+300
223+200
223+100
RACOS
zona cladita
cladire
2x pod tablier metalic D=2x15.00m
km 223+240.90

2		4		6		10		16		20	
H	128.5	H	173.5	H	218.5	H	254.5	H	299.5	H	349
–	–	–	–	–	–	–	–	–	–	–	–
–	–	–	–	–	–	–	–	–	–	–	–
–	–	–	–	–	–	–	–	–	–	–	–

E1		E1		E1		E1		E1		E1	
5500	–	5500	–	5500	–	5500	–	5500	–	5500	–
1400	–	1400	–	1400	–	1400	–	1400	–	1400	–
6900	DI	6900	DD	6900	DD	6900	DD	6900	DD	6900	DD
+100	CO/–	–200	CO/–	–100	CO/–	–150	CO/–	–250	CO/–	–150	CO/–

1		3		5		9		15		19	
H	128.5	H	173.5	H	218.5	H	254.5	H	299.5	H	349
–	–	–	–	–	–	–	–	–	–	–	–
–	–	–	–	–	–	–	–	–	–	–	–
–	–	–	–	–	–	–	–	–	–	–	–

E1		E1		E1		E1		E1		E1	
5500	–	5500	–	5500	–	5500	–	5500	–	5500	–
1400	–	1400	–	1400	–	1400	–	1400	–	1400	–
6900	DD	6900	DI	6900	DI	6900	DI	6900	DI	6900	DI
–100	CO/–	+200	CO/–	+100	CO/–	+150	CO/–	+250	CO/–	+150	CO/–

22		26		30		34		38		42		46		50		54		58		62		66	
SECP6	388.5	SECP6	433.5	SECP6	478.5	SECP6	523.5	SECP6	568.5	SECP6	618	SECP6	667.5	SECP6	717	SECP6	757.5	SECP6	807	SECP6	856.5	SECP6	901.5
–	–	–	–	–	–	–	–	–	–	–	–	–	–	–	–	–	–	–	–	–	–	–	–
–	–	–	–	–	–	An	–	–	–	An	–	–	–	–	–	–	–	–	–	–	–	An	–
–	–	–	–	–	–	–	–	–	–	–	–	–	–	–	–	–	–	–	–	–	–	–	–
E1		E1		E1		E1		E1		E1		E1		E1		E1		E1		E1		E1	
5500	–	5500	–	5500	–	5500	–	5500	–	5500	–	5500	–	5500	–	5500	–	5500	–	5500	–	5500	–
1400	–	1400	–	1400	–	1400	–	1400	–	1400	–	1400	–	1400	–	1400	–	1400	–	1400	–	1400	–
6900	DD	6900	DD	6900	DD	6900	DD	6900	DD	6900	DD	6900	DD	6900	DD	6900	DD	6900	DD	6900	DD	6900	DD
−250	CO/–	−150	CO/–	−250	CO/–	−150	CO/–	−250	CO/–	−150	CO/–	−250	CO/–	−150	CO/–	−250	CO/–	−150	CO/–	−100	CO/–	−100	CO/–

21		25		29		33		37		41		45		49		53		57		61		65	
SECP6	388.5	SECP6	433.5	SECP6	478.5	SECP6	523.5	SECP6	568.5	SECP6	618	SECP6	667.5	SECP6	717	SECP6	757.5	SECP6	807	SECP6	856.5	H	901.5
–	–	–	–	–	–	–	–	–	–	–	–	–	–	–	–	–	–	–	–	–	–	–	–
–	–	–	–	–	–	An	–	–	–	An	–	–	–	–	–	–	–	–	–	–	–	An	–
–	–	–	–	–	–	–	–	–	–	–	–	–	–	–	–	–	–	–	–	–	–	–	–
E1		E1		E1		E1		E1		E1		E1		E1		E1		E1		E1		E1	
5500	–	5500	–	5500	–	5500	–	5500	–	5500	–	5500	–	5500	–	5500	–	5500	–	5500	–	5500	–
1400	–	1400	–	1400	–	1400	–	1400	–	1400	–	1400	–	1400	–	1400	–	1400	–	1400	–	1400	–
6900	DI	6900	DI	6900	DI	6900	DI	6900	DI	6900	DI	6900	DI	6900	DI	6900	DI	6900	DI	6900	DI	6900	DI
+250	CO/–	+150	CO/–	+250	CO/–	+150	CO/–	+250	CO/–	+150	CO/–	+250	CO/–	+150	CO/–	+250	CO/–	+250	CO/–	+250	CO/–	+200	CO/–

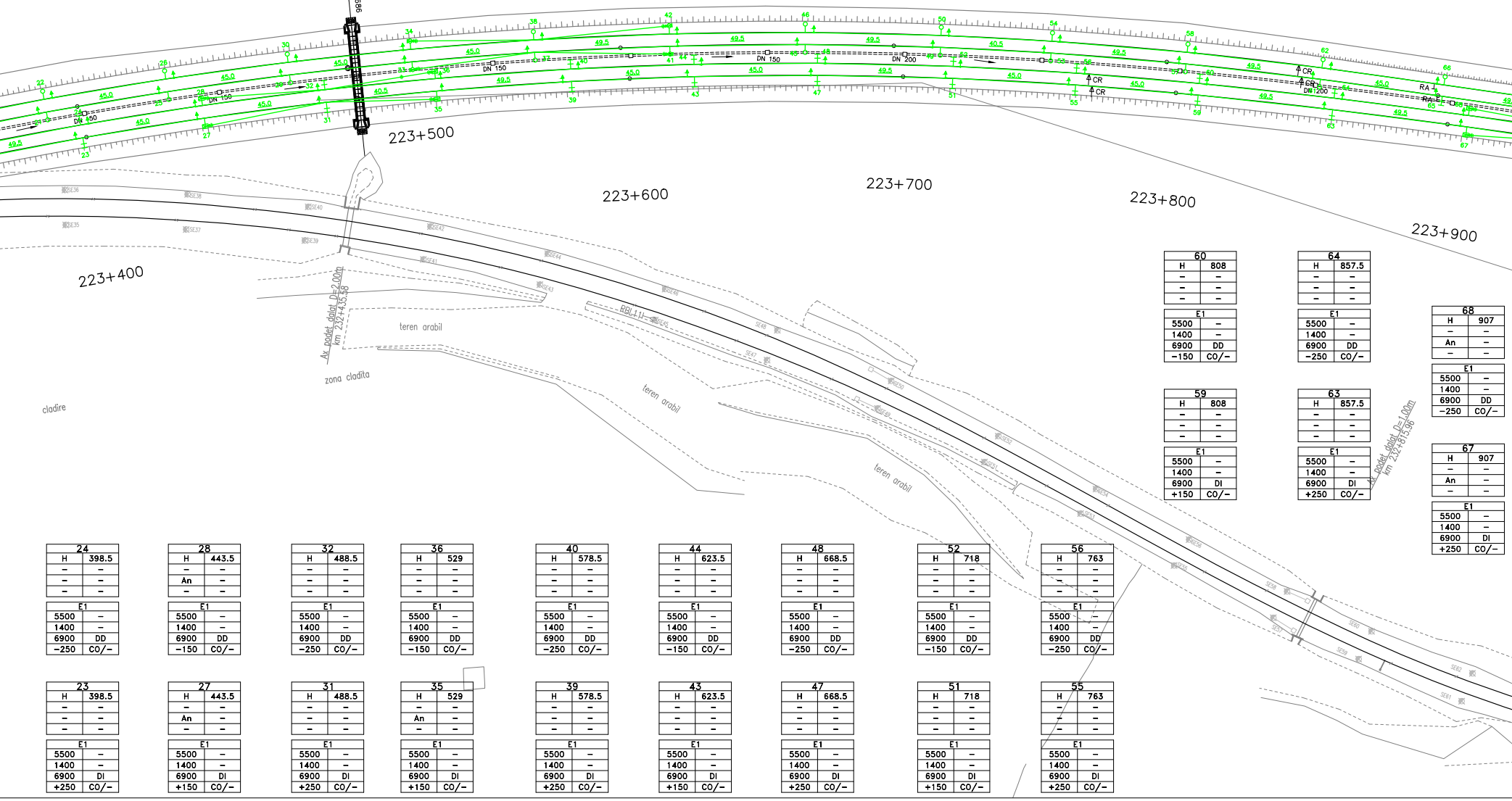
Podet C2 km 223+500.686
223+400
223+500
223+600
223+700
223+800
223+900
Ax podet dalat D=2.00m km 232+435.58
teren arabil
zona cladita
cladire
teren arabil
teren arabil
RBL11
Ax podet dalat D=1.00m km 232+815.96
DN 150
DN 200
CR
RA 1
45.0
49.5

60		64		68	
H	808	H	857.5	H	907
–	–	–	–	–	–
–	–	–	–	An	–
–	–	–	–	–	–
E1		E1		E1	
5500	–	5500	–	5500	–
1400	–	1400	–	1400	–
6900	DD	6900	DD	6900	DD
−150	CO/–	−250	CO/–	−250	CO/–

59		63		67	
H	808	H	857.5	H	907
–	–	–	–	–	–
–	–	–	–	An	–
–	–	–	–	–	–
E1		E1		E1	
5500	–	5500	–	5500	–
1400	–	1400	–	1400	–
6900	DI	6900	DI	6900	DI
+150	CO/–	+250	CO/–	+250	CO/–

24		28		32		36		40		44		48		52		56	
H	398.5	H	443.5	H	488.5	H	529	H	578.5	H	623.5	H	668.5	H	718	H	763
–	–	–	–	–	–	–	–	–	–	–	–	–	–	–	–	–	–
–	–	An	–	–	–	–	–	–	–	–	–	–	–	–	–	–	–
–	–	–	–	–	–	–	–	–	–	–	–	–	–	–	–	–	–
E1		E1		E1		E1		E1		E1		E1		E1		E1	
5500	–	5500	–	5500	–	5500	–	5500	–	5500	–	5500	–	5500	–	5500	–
1400	–	1400	–	1400	–	1400	–	1400	–	1400	–	1400	–	1400	–	1400	–
6900	DD	6900	DD	6900	DD	6900	DD	6900	DD	6900	DD	6900	DD	6900	DD	6900	DD
−250	CO/–	−150	CO/–	−250	CO/–	−150	CO/–	−250	CO/–	−150	CO/–	−250	CO/–	−150	CO/–	−250	CO/–

23		27		31		35		39		43		47		51		55	
H	398.5	H	443.5	H	488.5	H	529	H	578.5	H	623.5	H	668.5	H	718	H	763
–	–	–	–	–	–	–	–	–	–	–	–	–	–	–	–	–	–
–	–	An	–	–	–	An	–	–	–	–	–	–	–	–	–	–	–
–	–	–	–	–	–	–	–	–	–	–	–	–	–	–	–	–	–
E1		E1		E1		E1		E1		E1		E1		E1		E1	
5500	–	5500	–	5500	–	5500	–	5500	–	5500	–	5500	–	5500	–	5500	–
1400	–	1400	–	1400	–	1400	–	1400	–	1400	–	1400	–	1400	–	1400	–
6900	DI	6900	DI	6900	DI	6900	DI	6900	DI	6900	DI	6900	DI	6900	DI	6900	DI
+250	CO/–	+150	CO/–	+250	CO/–	+150	CO/–	+250	CO/–	+150	CO/–	+250	CO/–	+150	CO/–	+250	CO/–

70	
SECP6	951
–	–
An	–
–	–

E1	
5550	–
1400	–
6900	DI
+200	CO/–

69	
H	951
–	–
An	–
–	–

E1	
5550	–
1400	–
6900	DD
–200	CO/–

74	
SECP6	996
–	–
–	–
–	–

E1	
5850	–
1450	–
7300	A
+650	CO/–

E2	
5500	–
1400	–
6900	DD
+150	CO/–

73	
H	996
–	–
–	–
–	–

E1	
5850	–
1450	–
7300	A
+650	CO/–

E2	
5850	–
1450	–
7300	DI
+150	CO/–

78	
SECP6	045.5
–	–
–	–
–	–

E1	
5500	–
1400	–
6900	DI
+150	CO/–

E2	
5850	–
1450	–
7300	A
+650	CO/–

77	
H	045.5
–	–
–	–
–	–

E1	
5500	–
1400	–
6900	DD
–150	CO/–

E2	
5850	–
1450	–
7300	A
–650	CO/–

82	
SECP6	095
–	–
An	–
–	–

E1	
5500	–
1400	–
6900	DD
–200	CO/–

81	
H	095
–	–
An	–
–	–

E1	
5500	–
1400	–
6900	DI
+200	CO/–

86	
SECP6	144.5
–	–
An	–
–	–

E1	
5550	–
1400	–
6900	DI
+200	CO/–

85	
H	144.5
–	–
An	–
–	–

E1	
5550	–
1400	–
6900	DD
–200	CO/–

90	
SECP6	194
–	–
–	–
–	–

E1	
5850	–
1450	–
7300	A
+650	CO/–

E2	
5500	–
1400	–
6900	DD
+150	CO/–

89	
H	194
–	–
–	–
–	–

E1	
5850	–
1450	–
7300	A
+650	CO/–

E2	
5850	–
1450	–
7300	DI
+150	CO/–

96	
SECP6	243.5
–	–
–	–
–	–

E1	
5500	–
1400	–
6900	DI
+150	CO/–

E2	
5850	–
1450	–
7300	A
+650	CO/–

95	
H	243.5
–	–
–	–
–	–

E1	
5500	–
1400	–
6900	DD
–150	CO/–

E2	
5850	–
1450	–
7300	A
–650	CO/–

100	
SECP6	288.5
–	–
An	–
–	–

E1	
5500	–
1400	–
6900	DD
–200	CO/–

99	
H	288.5
–	–
An	–
–	–

E1	
5500	–
1400	–
6900	DI
+200	CO/–

106	
SECP6	333.5
–	–
–	–
–	–

E1	
5500	–
1400	–
6900	DI
+250	CO/–

105	
H	333.5
–	–
–	–
–	–

E1	
5500	–
1400	–
6900	DD
–250	CO/–

110	
SECP6	383
–	–
–	–
–	–

E1	
5500	–
1400	–
6900	DD
–100	CO/–

109	
H	383
–	–
–	–
–	–

E1	
5500	–
1400	–
6900	DI
+100	CO/–

114	
SECP6	432.5
–	–
–	–
–	–

E1	
5500	–
1400	–
6900	DI
+250	CO/–

113	
H	432.5
–	–
–	–
–	–

E1	
5500	–
1400	–
6900	DD
–250	CO/–

118	
SECP6	482
–	–
–	–
–	–

E1	
5500	–
1400	–
6900	DI
+150	CO/–

117	
SECP6	482
–	–
–	–
–	–

E1	
5500	–
1400	–
6900	DD
–150	CO/–

122	
SECP6	531.5
–	–
An	–
–	–

E1	
5500	–
1400	–
6900	DI
+250	CO/–

121	
SECP6	531.5
–	–
An	–
–	–

E1	
5500	–
1400	–
6900	DD
–250	CO/–

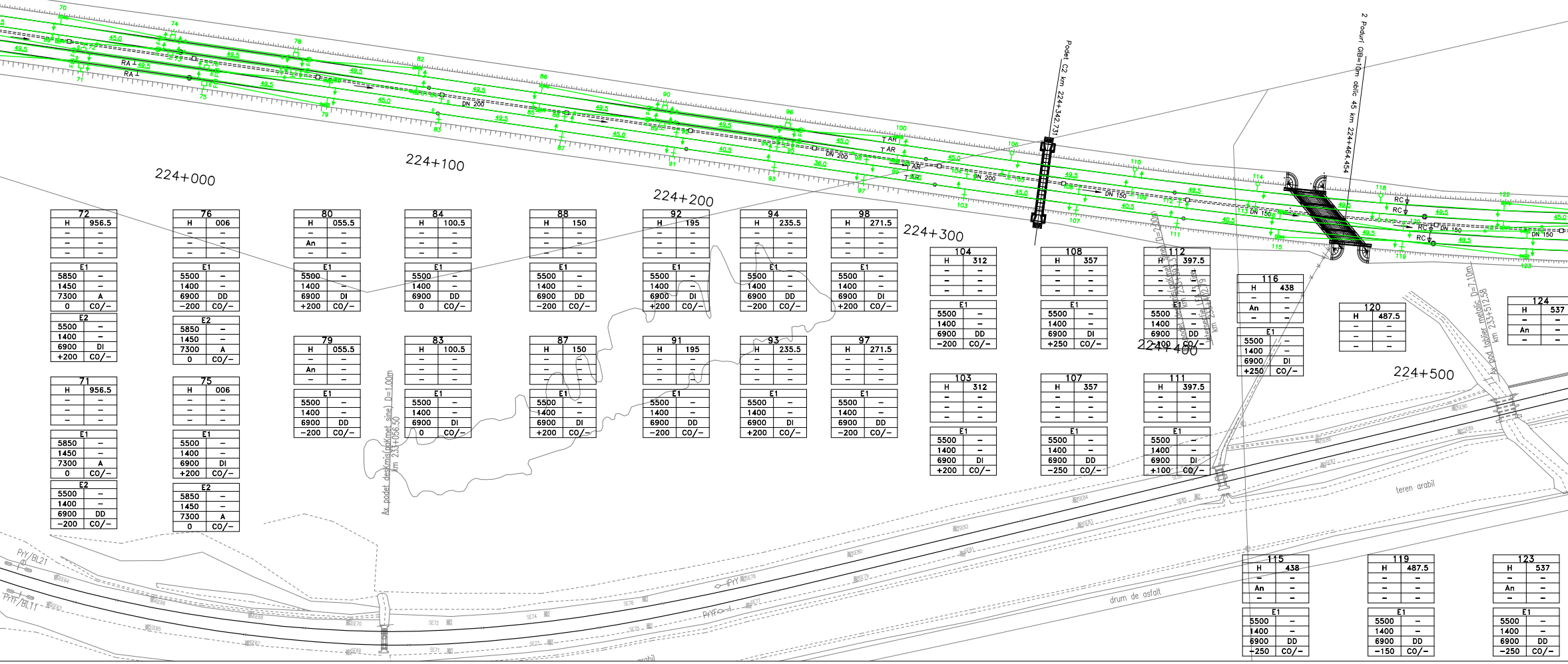
224+000
224+100
224+200
224+300
224+400
224+500
Podet C2 km 224+342.731
2 Poduri GIBs=10m oblic 45 km 224+464.454
Ax podet deskmis(pgKmet sine) D=1.00m
km 233+056.50
Ax pod tablier metalic D=7.10m
km 233+512.58
Intersectie LEA
km 233+402.79
teren arabil
drum de asfalt
PrY/BL21
PrYF/BL11
DN 200
DN 150
RA
AR
RC
45.0
49.5
40.5
36.0

72	
H	956.5
–	–
–	–
–	–

E1	
5850	–
1450	–
7300	A
0	CO/–

E2	
5500	–
1400	–
6900	DI
+200	CO/–

71	
H	956.5
–	–
–	–
–	–

E1	
5850	–
1450	–
7300	A
0	CO/–

E2	
5500	–
1400	–
6900	DD
–200	CO/–

76	
H	006
–	–
–	–
–	–

E1	
5500	–
1400	–
6900	DD
–200	CO/–

E2	
5850	–
1450	–
7300	A
0	CO/–

75	
H	006
–	–
–	–
–	–

E1	
5500	–
1400	–
6900	DI
+200	CO/–

E2	
5850	–
1450	–
7300	A
0	CO/–

80	
H	055.5
–	–
An	–
–	–

E1	
5500	–
1400	–
6900	DI
+200	CO/–

79	
H	055.5
–	–
An	–
–	–

E1	
5500	–
1400	–
6900	DD
–200	CO/–

84	
H	100.5
–	–
–	–
–	–

E1	
5500	–
1400	–
6900	DD
0	CO/–

83	
H	100.5
–	–
–	–
–	–

E1	
5500	–
1400	–
6900	DI
0	CO/–

88	
H	150
–	–
–	–
–	–

E1	
5500	–
1400	–
6900	DD
–200	CO/–

87	
H	150
–	–
–	–
–	–

E1	
5500	–
1400	–
6900	DI
+200	CO/–

92	
H	195
–	–
–	–
–	–

E1	
5500	–
1400	–
6900	DI
+200	CO/–

91	
H	195
–	–
–	–
–	–

E1	
5500	–
1400	–
6900	DD
–200	CO/–

94	
H	235.5
–	–
–	–
–	–

E1	
5500	–
1400	–
6900	DD
–200	CO/–

93	
H	235.5
–	–
–	–
–	–

E1	
5500	–
1400	–
6900	DI
+200	CO/–

98	
H	271.5
–	–
–	–
–	–

E1	
5500	–
1400	–
6900	DI
+200	CO/–

97	
H	271.5
–	–
–	–
–	–

E1	
5500	–
1400	–
6900	DD
–200	CO/–

104	
H	312
–	–
–	–
–	–

E1	
5500	–
1400	–
6900	DD
–200	CO/–

103	
H	312
–	–
–	–
–	–

E1	
5500	–
1400	–
6900	DI
+200	CO/–

108	
H	357
–	–
–	–
–	–

E1	
5500	–
1400	–
6900	DI
+250	CO/–

107	
H	357
–	–
–	–
–	–

E1	
5500	–
1400	–
6900	DD
–250	CO/–

112	
H	397.5
–	–
–	–
–	–

E1	
5500	–
1400	–
6900	DD
–100	CO/–

111	
H	397.5
–	–
–	–
–	–

E1	
5500	–
1400	–
6900	DI
+100	CO/–

116	
H	438
–	–
An	–
–	–

E1	
5500	–
1400	–
6900	DI
+250	CO/–

115	
H	438
–	–
An	–
–	–

E1	
5500	–
1400	–
6900	DD
–250	CO/–

120	
H	487.5
–	–
–	–
–	–

119	
H	487.5
–	–
–	–
–	–

E1	
5500	–
1400	–
6900	DD
–150	CO/–

124	
H	537
–	–
An	–
–	–

123	
H	537
–	–
An	–
–	–

E1	
5500	–
1400	–
6900	DD
–250	CO/–

126	
SECP6	576.5
–	–
–	–
–	–
E1	
5500	–
1400	–
6900	DI
+150	CO/–

130	
SECP6	621.5
–	–
An	–
–	–
E1	
5500	–
1400	–
6900	DI
+250	CO/–

136	
SECP6	671
–	–
–	–
–	–
E1	
5500	–
1400	–
6900	DI
+150	CO/–

140	
SECP6	711.5
–	–
–	–
–	–
E1	
5500	–
1400	–
6900	DI
+250	CO/–

144	
SECP6	756.5
–	–
–	–
–	–
E1	
5500	–
1400	–
6900	DI
+150	CO/–

148	
SECP6	801.5
–	–
–	–
–	–
E1	
5500	–
1400	–
6900	DI
+250	CO/–

152	
SECP6	844.5
–	–
–	–
–	–
E1	
5500	–
1400	–
6900	DI
+150	CO/–

156	
SECP6	884.5
–	–
–	–
–	–
E1	
5500	–
1400	–
6900	DI
+200	CO/–

160	
SECP6	929
–	–
An	–
–	–
E1	
5500	–
1400	–
6900	DD
–50	CO/–

164	
SECP6	969.5
–	–
–	–
–	–
E1	
5850	–
1450	–
7300	A
0	CO/–
E2	
5500	–
1400	–
6900	DI
+200	CO/–

168	
SECP6	009.5
–	–
–	–
–	–
E1	
5500	–
1400	–
6900	DD
–200	CO/–
E2	
5850	–
1450	–
7300	A
0	CO/–

172	
SECP6	050
–	–
An	–
–	–
E1	
5500	–
1400	–
6900	DI
+200	CO/–

176	
SECP6	090.5
–	–
–	–
–	–
E1	
5500	–
1400	–
6900	DD
–200	CO/–

178	
SECP6	131
–	–
–	–
–	–
E1	
5500	–
1400	–
6900	DI
+200	CO/–

125	
SECP6	576.5
–	–
–	–
–	–
E1	
5500	–
1400	–
6900	DD
–150	CO/–

129	
SECP6	621.5
–	–
An	–
–	–
E1	
5500	–
1400	–
6900	DD
–250	CO/–

135	
SECP6	671
–	–
–	–
–	–
E1	
5500	–
1400	–
6900	DD
–150	CO/–

139	
SECP6	711.5
–	–
–	–
–	–
E1	
5500	–
1400	–
6900	DD
–250	CO/–

143	
SECP6	756.5
–	–
–	–
–	–
E1	
5500	–
1400	–
6900	DD
–150	CO/–

147	
SECP6	801.5
–	–
–	–
–	–
E1	
5500	–
1400	–
6900	DD
–250	CO/–

151	
SECP6	844.5
–	–
–	–
–	–
E1	
5500	–
1400	–
6900	DD
–150	CO/–

155	
SECP6	884.5
–	–
–	–
–	–
E1	
5500	–
1400	–
6900	DD
–200	CO/–

159	
SECP6	929
–	–
An	–
–	–
E1	
5500	–
1400	–
6900	DI
+50	CO/–

163	
SECP6	969.5
–	–
–	–
–	–
E1	
5850	–
1450	–
7300	A
0	CO/–
E2	
5500	–
1400	–
6900	DD
–200	CO/–

167	
SECP6	009.5
–	–
–	–
–	–
E1	
5500	–
1400	–
6900	DI
+200	CO/–
E2	
5850	–
1450	–
7300	A
0	CO/–

171	
SECP6	050
–	–
An	–
–	–
E1	
5500	–
1400	–
6900	DD
–200	CO/–

175	
SECP6	090.5
–	–
–	–
–	–
E1	
5500	–
1400	–
6900	DI
+200	CPS/–

177	
SECP6	131
–	–
–	–
–	–
E1	
5500	–
1400	–
6900	DD
–200	CPS/–

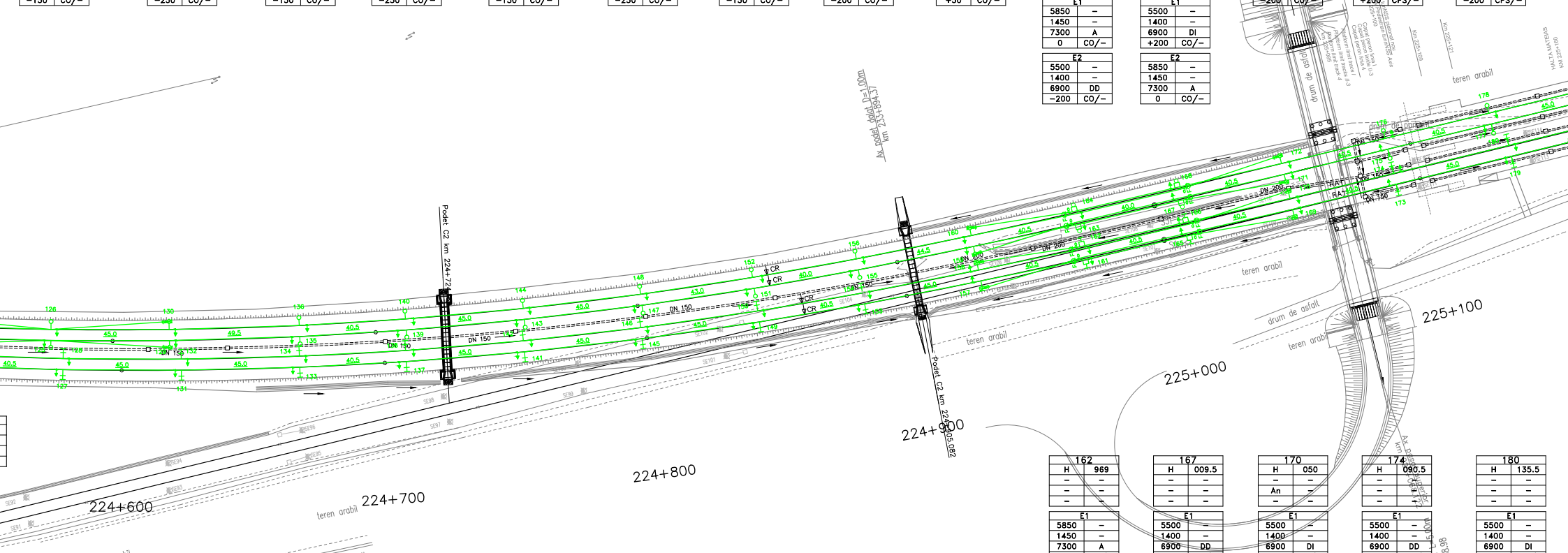
Ax podet dalat D=1.00m
km 233+894.37
Podet C2 km 224+72
Podet C2 km 224+905.082
Ax pasaj superior
km 234+068.122
Ax trecere la nivel L=5.00m
km 234+058.98
Ax tunNSS pietonal nou
Pedestrian tunnNSS Axis
225+100
Capat peron linia I
Capat peron liniile II-3
Capat peron linia 4
Platform limit track I
Platform limit tracks II-3
Platform limit track 4
km 225+085
Km 225+109
Km 225+121
HALTA MATEIAS
KM 225+160
drum de asfalt
drum de pamant
teren arabil
teren arabil
teren arabil
teren arabil
teren arabil
drum de asfalt
drum de asfalt
224+600
224+700
224+800
224+900
225+000
225+100
DN 150
DN 150
DN 150
DN 150
DN 200
DN 200
DN 200
CR
CR
CR
CR
RAT
RAT
45.0
40.5
49.5
40.0
43.0
44.5
126
127
128
130
131
133
136
140
144
148
152
156
172
176
178

128	
H	577.5
–	–
–	–
–	–
E1	
5500	–
1400	–
6900	DI
+150	CO/–

132	
H	622.5
–	–
–	–
–	–
E1	
5500	–
1400	–
6900	DI
+250	CO/–

134	
H	667.5
–	–
–	–
–	–
E1	
5500	–
1400	–
6900	DI
+150	CO/–

138	
H	708
–	–
–	–
–	–
E1	
5500	–
1400	–
6900	DI
+250	CO/–

142	
H	753
–	–
–	–
–	–
E1	
5500	–
1400	–
6900	DI
+150	CO/–

146	
H	798
–	–
–	–
–	–
E1	
5500	–
1400	–
6900	DD
+250	CO/–

150	
H	843
–	–
–	–
–	–
E1	
5500	–
1400	–
6900	DI
+150	CO/–

154	
H	883.5
–	–
–	–
–	–
E1	
5500	–
1400	–
6900	DI
+200	CO/–

158	
H	928.5
–	–
An	–
–	–
E1	
5500	–
1400	–
6900	DD
–50	CO/–

162	
H	969
–	–
–	–
–	–
E1	
5850	–
1450	–
7300	A
0	CO/–
E2	
5500	–
1400	–
6900	DI
+200	CO/–

167	
H	009.5
–	–
–	–
–	–
E1	
5500	–
1400	–
6900	DD
–200	CO/–
E2	
5850	–
1450	–
7300	A
0	CO/–

170	
H	050
–	–
An	–
–	–
E1	
5500	–
1400	–
6900	DI
+200	CO/–

174	
H	090.5
–	–
–	–
–	–
E1	
5500	–
1400	–
6900	DD
–200	CPS/–

180	
H	135.5
–	–
–	–
–	–
E1	
5500	–
1400	–
6900	DI
+200	CPS/–

127	
H	577.5
–	–
–	–
–	–
E1	
5500	–
1400	–
6900	DD
–150	CO/–

131	
H	622.5
–	–
–	–
–	–
E1	
5500	–
1400	–
6900	DD
–250	CO/–

133	
H	667.5
–	–
–	–
–	–
E1	
5500	–
1400	–
6900	DD
–150	CO/–

137	
H	708
–	–
–	–
–	–
E1	
5500	–
1400	–
6900	DD
–250	CO/–

141	
H	753
–	–
–	–
–	–
E1	
5500	–
1400	–
6900	DD
–150	CO/–

145	
H	798
–	–
–	–
–	–
E1	
5500	–
1400	–
6900	DD
–250	CO/–

149	
H	843
–	–
–	–
–	–
E1	
5500	–
1400	–
6900	DD
–150	CO/–

153	
H	883.5
–	–
–	–
–	–
E1	
5500	–
1400	–
6900	DD
–200	CO/–

157	
H	928.5
–	–
An	–
–	–
E1	
5500	–
1400	–
6900	DI
+50	CO/–

161	
H	969
–	–
–	–
–	–
E1	
5850	–
1450	–
7300	A
0	CO/–
E2	
5500	–
1400	–
6900	DD
–200	CO/–

165	
H	009.5
–	–
–	–
–	–
E1	
5500	–
1400	–
6900	DI
+200	CO/–
E2	
5850	–
1450	–
7300	A
0	CO/–

169	
H	050
–	–
An	–
–	–
E1	
5500	–
1400	–
6900	DD
–200	CO/–

173	
H	090.5
–	–
–	–
–	–
E1	
5500	–
1400	–
6900	DI
+200	CPS/–

179	
H	135.5
–	–
–	–
–	–
E1	
5500	–
1400	–
6900	DD
–200	CPS/–

182	
SECP6	176
–	–
–	–
–	–
E1	
5500	–
1400	–
6900	DD
-200	CO/–

186	
SECP6	221
–	–
–	–
–	–
E1	
5500	–
1400	–
6900	DI
+200	CO/–

181	
SECP6	176
–	–
–	–
–	–
E1	
5500	–
1400	–
6900	DI
+200	CPS/–

185	
SECP6	221
–	–
–	–
–	–
E1	
5500	–
1400	–
6900	DD
-200	CPS/–

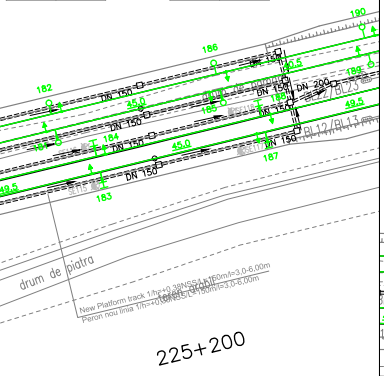

182
186
190
183
187
DN 150
DN 200
45.0
49.5
BL23
BL12/BL13
drum de piatra
New Platform track 1/h=+0.38NSS
Peron nou linia 1/h=+0.38NSS
225+200

184	
H	185
–	–
–	–
–	–
E1	
5500	–
1400	–
6900	DD
-200	CPS/–

188	
H	230
–	–
–	–
–	–
E1	
5500	–
1400	–
6900	DI
+200	CPS/–

183	
H	185
–	–
–	–
–	–
E1	
5500	–
1400	–
6900	DI
+200	CPS/–

187	
H	230
–	–
–	–
–	–
E1	
5500	–
1400	–
6900	DD
-200	CPS/–

190	
SECP6	261.5
–	–
–	–
–	–
E1	
5500	–
1400	–
6900	DD
-200	CO/–

194	
SECP6	311
–	–
–	–
–	–
E1	
5500	–
1400	–
6900	DI
+200	CO/–

198	
SECP6	351.5
–	–
–	–
–	–
E1	
5500	–
1400	–
6900	DD
-200	CO/–

202	
SECP6	396.5
–	–
–	–
–	–
E1	
5500	–
1400	–
6900	DI
+200	CO/–

206	
SECP6	437
–	–
An	–
–	–
E1	
5500	–
1400	–
6900	DD
-200	CO/–

210	
SECP6	482
–	–
–	–
–	–
E1	
5500	–
1400	–
6900	DI
+200	CO/–

214	
SECP6	527
–	–
An	–
–	–
E1	
5500	–
1400	–
6900	DD
-200	CO/–

218	
SECP6	576.5
–	–
–	–
–	–
E1	
5500	–
1400	–
6900	DI
+200	CO/–

222	
SECP6	626
–	–
–	–
–	–
E1	
5500	–
1400	–
6900	DD
-200	CO/–

189	
SECP6	261.5
–	–
–	–
–	–
E1	
5500	–
1400	–
6900	DI
+200	CO/–

193	
SECP6	311
–	–
–	–
–	–
E1	
5500	–
1400	–
6900	DD
-200	CO/–

197	
SECP6	351.5
–	–
–	–
–	–
E1	
5500	–
1400	–
6900	DI
+200	CO/–

201	
SECP6	396.5
–	–
–	–
–	–
E1	
5500	–
1400	–
6900	DD
-200	CO/–

205	
SECP6	437
–	–
An	–
–	–
E1	
5500	–
1400	–
6900	DI
+200	CO/–

209	
SECP6	482
–	–
–	–
–	–
E1	
5500	–
1400	–
6900	DD
-200	CO/–

213	
SECP6	527
–	–
An	–
–	–
E1	
5500	–
1400	–
6900	DI
+200	CO/–

217	
SECP6	576.5
–	–
–	–
–	–
E1	
5500	–
1400	–
6900	DD
-200	CO/–

221	
SECP6	626
–	–
–	–
–	–
E1	
5500	–
1400	–
6900	DI
+200	CO/–

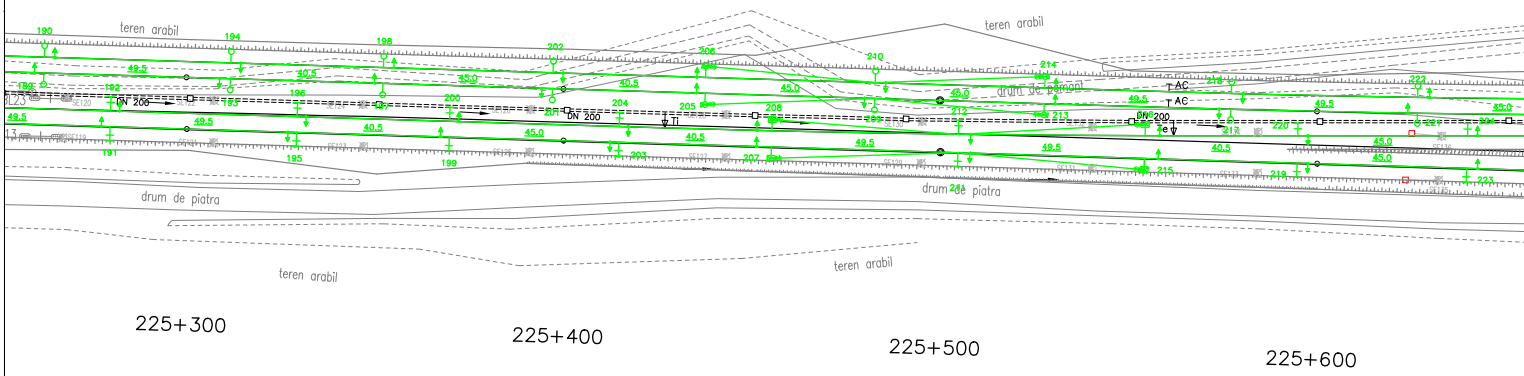

teren arabil
teren arabil
drum de piatra
drum de piatra
drum de pietra
teren arabil
teren arabil
DN 200
AC
AC
40.5
45.0
49.5
225+300
225+400
225+500
225+600

192	
H	279.5
–	–
–	–
–	–
E1	
5500	–
1400	–
6900	DD
-200	CO/–

196	
H	329
–	–
–	–
–	–
E1	
5500	–
1400	–
6900	DI
+200	CO/–

200	
H	369.5
–	–
–	–
–	–
E1	
5500	–
1400	–
6900	DD
-200	CO/–

204	
H	414.5
–	–
–	–
–	–
E1	
5500	–
1400	–
6900	DI
+200	CO/–

208	
H	455
–	–
An	–
–	–
E1	
5500	–
1400	–
6900	DD
-200	CO/–

212	
H	504.5
–	–
–	–
–	–
E1	
5500	–
1400	–
6900	DI
+200	CO/–

216	
H	554
–	–
An	–
–	–
E1	
5500	–
1400	–
6900	DD
-200	CO/–

220	
H	594.5
–	–
–	–
–	–
E1	
5500	–
1400	–
6900	DI
+200	CO/–

224	
H	639.5
–	–
–	–
–	–
E1	
5500	–
1400	–
6900	DD
-200	CO/–

191	
H	279.5
–	–
–	–
–	–
E1	
5500	–
1400	–
6900	DI
+200	CO/–

195	
H	329
–	–
–	–
–	–
E1	
5500	–
1400	–
6900	DD
-200	CO/–

199	
H	369.5
–	–
–	–
–	–
E1	
5500	–
1400	–
6900	DI
+200	CO/–

203	
H	414.5
–	–
–	–
–	–
E1	
5500	–
1400	–
6900	DD
-200	CO/–

207	
H	455
–	–
An	–
–	–
E1	
5500	–
1400	–
6900	DI
+200	CO/–

211	
H	504.5
–	–
–	–
–	–
E1	
5500	–
1400	–
6900	DD
-200	CO/–

215	
H	554
–	–
An	–
–	–
E1	
5500	–
1400	–
6900	DI
+200	CO/–

219	
H	594.5
–	–
–	–
–	–
E1	
5500	–
1400	–
6900	DD
-200	CO/–

223	
H	639.5
–	–
–	–
–	–
E1	
5500	–
1400	–
6900	DI
+200	CO/–

226	
SECP6	671
–	–
–	–
–	–
E1	
5500	–
1400	–
6900	DI
+200	CO/–

230	
SECP6	716
–	–
–	–
–	–
E1	
5500	–
1400	–
6900	DD
–200	CO/–

234	
SECP6	761
–	–
–	–
–	–
E1	
5500	–
1400	–
6900	DI
+200	CO/–

240	
SECP6	810.5
–	–
–	–
–	–
E1	
5500	–
1400	–
6900	DD
–200	CO/–

244	
SECP6	860
–	–
–	–
–	–
E1	
5500	–
1400	–
6900	DI
+200	CO/–

248	
SECP6	909.5
–	–
An	–
–	–
E1	
5500	–
1400	–
6900	DD
–200	CO/–

252	
SECP6	959
–	–
–	–
–	–
E1	
5850	–
1450	–
7300	A
0	CO/–
E2	
5500	–
1400	–
6900	DI
+200	CO/–

256	
SECP6	004
–	–
–	–
–	–
E1	
5500	–
1400	–
6900	DD
–200	CO/–
E2	
5850	–
1450	–
7300	A
0	CO/–

260	
SECP6	044.5
–	–
An	–
–	–
E1	
5500	–
1400	–
6900	DI
+200	CO/–

264	
SECP6	085
–	–
–	–
–	–
E1	
5500	–
1400	–
6900	DD
–200	CO/–

268	
SECP6	130
–	–
–	–
–	–
E1	
5500	–
1400	–
6900	DI
+200	CO/–

272	
SECP6	175
–	–
–	–
–	–
E1	
5500	–
1400	–
6900	DD
–200	CO/–

276	
SECP6	224.5
–	–
–	–
–	–
E1	
5500	–
1400	–
6900	DD
0	CO/–

225	
H	671
–	–
–	–
–	–
E1	
5500	–
1400	–
6900	DD
–200	CO/–

229	
H	716
–	–
–	–
–	–
E1	
5500	–
1400	–
6900	DI
+200	CO/–

233	
H	761
–	–
–	–
–	–
E1	
5500	–
1400	–
6900	DD
–200	CO/–

239	
H	810.5
–	–
–	–
–	–
E1	
5500	–
1400	–
6900	DI
+200	CO/–

243	
H	860
–	–
–	–
–	–
E1	
5500	–
1400	–
6900	DD
–200	CO/–

247	
H	909.5
–	–
An	–
–	–
E1	
5500	–
1400	–
6900	DI
+200	CO/–

251	
H	959
–	–
–	–
–	–
E1	
5850	–
1450	–
7300	A
0	CO/–
E2	
5500	–
1400	–
6900	DD
–200	CO/–

255	
H	004
–	–
–	–
–	–
E1	
5500	–
1400	–
6900	DI
+200	CO/–
E2	
5850	–
1450	–
7300	A
0	CO/–

259	
H	044.5
–	–
An	–
–	–
E1	
5500	–
1400	–
6900	DD
–200	CO/–

263	
H	085
–	–
–	–
–	–
E1	
5500	–
1400	–
6900	DI
+200	CO/–

267	
H	130
–	–
–	–
–	–
E1	
5500	–
1400	–
6900	DD
–200	CO/–

271	
H	175
–	–
–	–
–	–
E1	
5500	–
1400	–
6900	DI
+200	CO/–

275	
H	224.5
–	–
–	–
–	–
E1	
5500	–
1400	–
6900	DI
0	CO/–

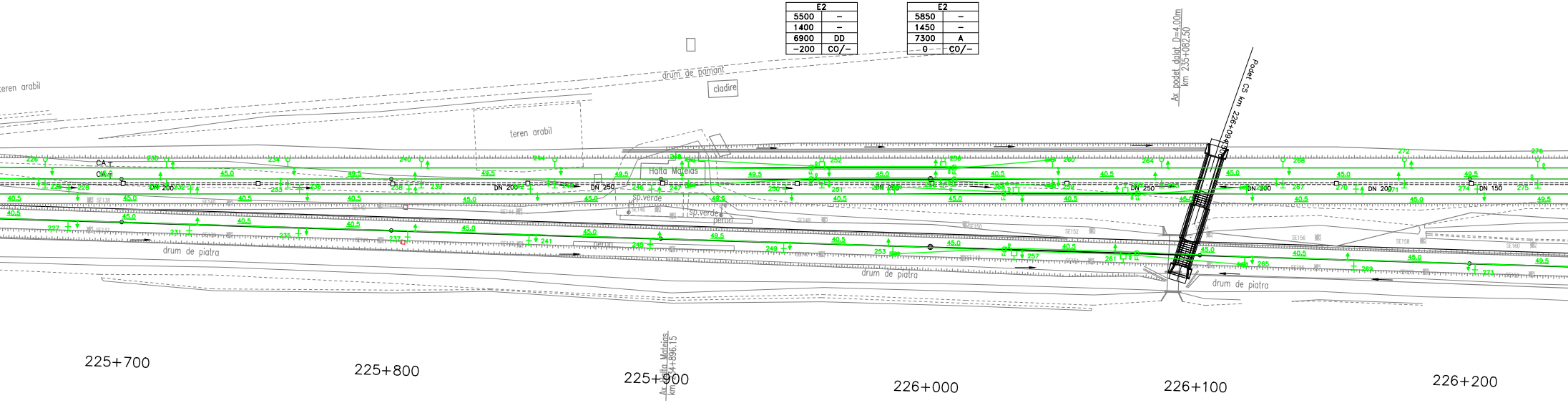
teren arabil
drum de pamant
cladire
teren arabil
Ax podet dalat D=4.00m
km 235+082.50
Podet C5 km 226+094
Halta Mateias
sp.verde
sp.verde
peron
peron
CA
DN 200
DN 250
DN 150
drum de piatra
drum de piatra
drum de piatra
Ax halta Mateias
km 234+896.15
225+700
225+800
225+900
226+000
226+100
226+200

228	
H	680
–	–
–	–
–	–
E1	
5500	–
1400	–
6900	DI
+200	CO/–

232	
H	725
–	–
–	–
–	–
E1	
5500	–
1400	–
6900	DD
–200	CO/–

236	
H	765.5
–	–
–	–
–	–
E1	
5500	–
1400	–
6900	DI
+200	CO/–

238	
H	806
–	–
–	–
–	–
E1	
5500	–
1400	–
6900	DD
–200	CO/–

242	
H	851
–	–
–	–
–	–
E1	
5500	–
1400	–
6900	DI
+200	CO/–

246	
H	896
–	–
–	–
–	–
E1	
5500	–
1400	–
6900	DD
–200	CO/–

250	
H	945.5
–	–
–	–
–	–
E1	
5500	–
1400	–
6900	DI
+200	CO/–

254	
H	986
–	–
An	–
–	–
E1	
5500	–
1400	–
6900	DD
–200	CO/–

258	
H	031
–	–
–	–
–	–
E1	
5850	–
1450	–
7300	A
0	CO/–
E2	
5500	–
1400	–
6900	DI
+200	CO/–

262	
H	071.5
–	–
–	–
–	–
E1	
5500	–
1400	–
6900	DD
–200	CO/–
E2	
5850	–
1450	–
7300	A
0	CO/–

266	
H	116.5
–	–
An	–
–	–
E1	
5500	–
1400	–
6900	DI
+200	CO/–

270	
H	157
–	–
–	–
–	–
E1	
5500	–
1400	–
6900	DD
–200	CO/–

274	
H	202
–	–
–	–
–	–
E1	
5500	–
1400	–
6900	DI
+200	CO/–

227	
H	680
–	–
–	–
–	–
E1	
5500	–
1400	–
6900	DD
–200	CO/–

231	
H	725
–	–
–	–
–	–
E1	
5500	–
1400	–
6900	DI
+200	CO/–

235	
H	765
–	–
–	–
–	–
E1	
5500	–
1400	–
6900	DD
–200	CO/–

237	
H	806
–	–
–	–
–	–
E1	
5500	–
1400	–
6900	DI
+200	CO/–

241	
H	851
–	–
–	–
–	–
E1	
5500	–
1400	–
6900	DD
–200	CO/–

245	
H	896
–	–
–	–
–	–
E1	
5500	–
1400	–
6900	DI
+200	CO/–

249	
H	945.5
–	–
–	–
–	–
E1	
5500	–
1400	–
6900	DD
–200	CO/–

253	
H	986
–	–
An	–
–	–
E1	
5500	–
1400	–
6900	DI
+200	CO/–

257	
H	031
–	–
–	–
–	–
E1	
5850	–
1450	–
7300	A
0	CO/–
E2	
5500	–
1400	–
6900	DD
–200	CO/–

261	
H	071.5
–	–
–	–
–	–
E1	
5500	–
1400	–
6900	DI
+200	CO/–
E2	
5850	–
1450	–
7300	A
0	CO/–

265	
H	116.5
–	–
An	–
–	–
E1	
5500	–
1400	–
6900	DD
–200	CO/–

269	
H	157
–	–
–	–
–	–
E1	
5500	–
1400	–
6900	DI
+200	CO/–

273	
H	202
–	–
–	–
–	–
E1	
5500	–
1400	–
6900	DD
–200	CO/–

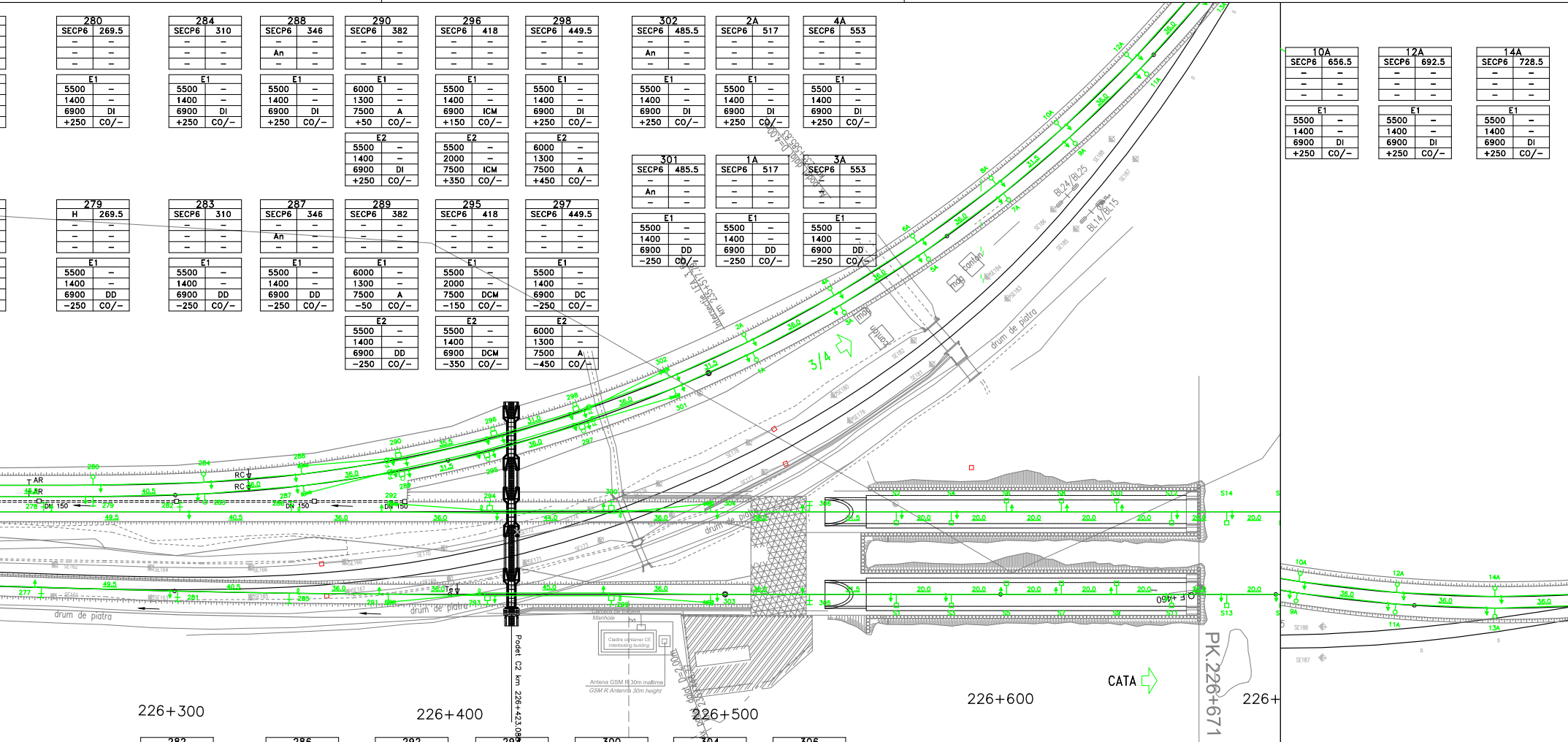
226+300
226+400
226+500
226+600
226+
PK.226+671
CATA
3/4
Podet C2 km 226+423.08
drum de piatra
drum de piatra
canton
canton
BL24/BL25
BL14/BL15
Cladire container CE Interlocking building
Antena GSM R 30m inaltime
GSM R Antenna 30m height
Manhole
DN 150
RC
AR
S14
S13

280	
SECP6	269.5
–	–
–	–
–	–

E1	
5500	–
1400	–
6900	DI
+250	CO/–

284	
SECP6	310
–	–
–	–
–	–

E1	
5500	–
1400	–
6900	DI
+250	CO/–

288	
SECP6	346
–	–
An	–
–	–

E1	
5500	–
1400	–
6900	DI
+250	CO/–

290	
SECP6	382
–	–
–	–
–	–

E1	
6000	–
1300	–
7500	A
+50	CO/–

E2	
5500	–
1400	–
6900	DI
+250	CO/–

296	
SECP6	418
–	–
–	–
–	–

E1	
5500	–
1400	–
6900	ICM
+150	CO/–

E2	
5500	–
2000	–
7500	ICM
+350	CO/–

298	
SECP6	449.5
–	–
–	–
–	–

E1	
5500	–
1400	–
6900	DI
+250	CO/–

E2	
6000	–
1300	–
7500	A
+450	CO/–

302	
SECP6	485.5
–	–
An	–
–	–

E1	
5500	–
1400	–
6900	DI
+250	CO/–

2A	
SECP6	517
–	–
–	–
–	–

E1	
5500	–
1400	–
6900	DI
+250	CO/–

4A	
SECP6	553
–	–
–	–
–	–

E1	
5500	–
1400	–
6900	DI
+250	CO/–

10A	
SECP6	656.5
–	–
–	–
–	–

E1	
5500	–
1400	–
6900	DI
+250	CO/–

12A	
SECP6	692.5
–	–
–	–
–	–

E1	
5500	–
1400	–
6900	DI
+250	CO/–

14A	
SECP6	728.5
–	–
–	–
–	–

E1	
5500	–
1400	–
6900	DI
+250	CO/–

279	
H	269.5
–	–
–	–
–	–

E1	
5500	–
1400	–
6900	DD
–250	CO/–

283	
SECP6	310
–	–
–	–
–	–

E1	
5500	–
1400	–
6900	DD
–250	CO/–

287	
SECP6	346
–	–
An	–
–	–

E1	
5500	–
1400	–
6900	DD
–250	CO/–

289	
SECP6	382
–	–
–	–
–	–

E1	
6000	–
1300	–
7500	A
–50	CO/–

E2	
5500	–
1400	–
6900	DD
–250	CO/–

295	
SECP6	418
–	–
–	–
–	–

E1	
5500	–
2000	–
7500	DCM
–150	CO/–

E2	
5500	–
1400	–
6900	DCM
–350	CO/–

297	
SECP6	449.5
–	–
–	–
–	–

E1	
5500	–
1400	–
6900	DC
–250	CO/–

E2	
6000	–
1300	–
7500	A
–450	CO/–

301	
SECP6	485.5
–	–
An	–
–	–

E1	
5500	–
1400	–
6900	DD
–250	CO/–

1A	
SECP6	517
–	–
–	–
–	–

E1	
5500	–
1400	–
6900	DD
–250	CO/–

3A	
SECP6	553
–	–
–	–
–	–

E1	
5500	–
1400	–
6900	DD
–250	CO/–

278	
H	251.5
–	–
–	–
–	–

E1	
5500	–
1400	–
6900	DD
–200	CO/–

282	
H	301
–	–
–	–
–	–

E1	
5500	–
1400	–
6900	DI
+200	CO/–

286	
H	346
–	–
–	–
–	–

E1	
5500	–
1400	–
6900	DI
0	CO/–

292	
H	386.5
–	–
An	–
–	–

E1	
5500	–
1400	–
6900	DD
–200	CO/–

294	
H	422.5
–	–
–	–
–	–

E1	
5850	–
1450	–
7300	A
0	CO/–

E2	
5500	–
1400	–
6900	DI
+200	CO/–

300	
H	458.5
–	–
–	–
–	–

E1	
5500	–
1400	–
6900	DD
–200	CO/–

E2	
5850	–
1450	–
7300	A
0	CO/–

304	
H	494.5
–	–
An	–
–	–

E1	
5500	–
1400	–
6900	DI
+200	CO/–

306	
H	530.5
–	–
–	–
–	–

E1	
5500	–
1400	–
6900	DD
–200	CO/–

9A	
SECP6	656.5
–	–
–	–
–	–

E1	
5500	–
1400	–
6900	DD
–250	CO/–

11A	
SECP6	692.5
–	–
–	–
–	–

E1	
5500	–
1400	–
6900	DD
–250	CO/–

13A	
SECP6	728.5
–	–
–	–
–	–

E1	
5500	–
1400	–
6900	DD
–250	CO/–

277	
H	251.5
–	–
–	–
–	–

E1	
5500	–
1400	–
6900	DI
+200	CO/–

281	
H	301
–	–
–	–
–	–

E1	
5500	–
1400	–
6900	DD
–200	CO/–

285	
H	346
–	–
–	–
–	–

E1	
5500	–
1400	–
6900	DD
0	CO/–

291	
H	386.5
–	–
An	–
–	–

E1	
5500	–
1400	–
6900	DI
+200	CO/–

293	
H	422.5
–	–
–	–
–	–

E1	
5850	–
1450	–
7300	A
0	CO/–

E2	
5500	–
1400	–
6900	DD
–200	CO/–

299	
H	458.5
–	–
–	–
–	–

E1	
5500	–
1400	–
6900	DI
+200	CO/–

E2	
5850	–
1450	–
7300	A
0	CO/–

303	
H	494.5
–	–
An	–
–	–

E1	
5500	–
1400	–
6900	DD
–200	CO/–

305	
H	530.5
–	–
–	–
–	–

E1	
5500	–
1400	–
6900	DI
+200	CO/–

16A	
SECP6	764.5
–	–
An	–
–	–

E1	
5500	–
1400	–
6900	DI
+250	CO/–

18A	
SECP6	796
–	–
–	–
–	–

E1	
5500	–
1400	–
6900	DI
+250	CO/–

22A	
SECP6	881.5
–	–
–	–
–	–

E1	
5500	–
1400	–
6900	DD
0	CO/–

20A	
SECP6	836.5
–	–
An	–
–	–

E1	
5500	–
1400	–
6900	DI
+250	CO/–

24A	
SECP6	926.5
–	–
–	–
–	–

E1	
5500	–
1400	–
6900	DD
–250	CO/–

26A	
SECP6	967
–	–
–	–
–	–

E1	
5500	–
1400	–
6900	DD
–250	CO/–

28A	
SECP6	012
–	–
–	–
–	–

E1	
5500	–
1400	–
6900	DD
–250	CO/–

30A	
SECP6	057
–	–
–	–
–	–

E1	
5500	–
1400	–
6900	DD
–100	CO/–

32A	
SECP6	102
–	–
An	–
–	–

E1	
5500	–
1400	–
6900	DI
+200	CO/–

34A	
SECP6	142.5
–	–
–	–
–	–

E1	
6000	–
1300	–
7300	A
–300	CO/–

E2	
5500	–
1400	–
6900	DD
–100	CO/–

36A	
SECP6	187.5
–	–
–	–
–	–

E1	
5500	–
1300	–
6800	ICM
+50	CO/–

E2	
5500	–
2000	–
7500	ICM
+250	CO/–

38A	
SECP6	232.5
–	–
–	–
–	–

E1	
5500	–
1400	–
6900	DI
+200	CO/–

E2	
6000	–
1300	–
7300	A
+400	CO/–

40A	
SECP6	273
–	–
An	–
–	–

E1	
5500	–
1400	–
6900	DI
+250	CO/–

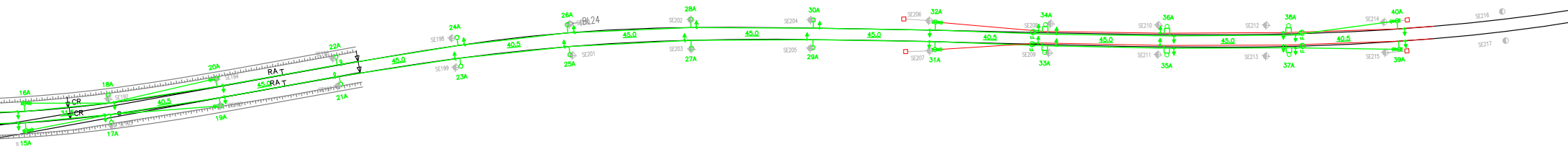

16A
18A
20A
22A
24A
26A
BL24
28A
30A
32A
34A
36A
38A
40A
15A
17A
19A
21A
23A
25A
27A
29A
31A
33A
35A
37A
39A
CR
CR
RA T
RA T
40.5
45.0
40.5
45.0
45.0
45.0
40.5
45.0
45.0
40.5
SE198
SE199
SE201
SE202
SE203
SE204
SE205
SE206
SE207
SE210
SE211
SE212
SE213
SE214
SE215
SE216
SE217

15A	
SECP6	764.5
–	–
An	–
–	–

E1	
5500	–
1400	–
6900	DD
–250	CO/–

17A	
SECP6	796
–	–
–	–
–	–

E1	
5500	–
1400	–
6900	DD
–250	CO/–

19A	
SECP6	836.5
–	–
An	–
–	–

E1	
5500	–
1400	–
6900	DD
–250	CO/–

21A	
SECP6	881.5
–	–
–	–
–	–

E1	
5500	–
1400	–
6900	DI
0	CO/–

23A	
SECP6	926.5
–	–
–	–
–	–

E1	
5500	–
1400	–
6900	DI
+250	CO/–

25A	
SECP6	967
–	–
–	–
–	–

E1	
5500	–
1400	–
6900	DI
+250	CO/–

27A	
SECP6	012
–	–
–	–
–	–

E1	
5500	–
1400	–
6900	DI
+250	CO/–

29A	
SECP6	057
–	–
–	–
–	–

E1	
5500	–
1400	–
6900	DI
+100	CO/–

31A	
SECP6	102
–	–
An	–
–	–

E1	
5500	–
1400	–
6900	DD
–200	CO/–

33A	
SECP6	142.5
–	–
–	–
–	–

E1	
6000	–
1300	–
7300	A
+300	CO/–

E2	
5500	–
1400	–
6900	DI
+100	CO/–

35A	
SECP6	187.5
–	–
–	–
–	–

E1	
5500	–
2000	–
7500	DCM
–50	CO/–

E2	
5500	–
1300	–
6800	DCM
–250	CO/–

37A	
SECP6	232.5
–	–
–	–
–	–

E1	
5500	–
1400	–
6900	DD
–200	CO/–

E2	
6000	–
1300	–
7300	A
–400	CO/–

39A	
SECP6	273
–	–
An	–
–	–

E1	
5500	–
1400	–
6900	DD
–250	CO/–

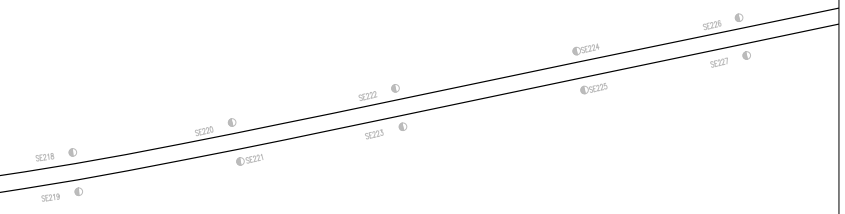
SE218
SE219
SE220
SE221
SE222
SE223
SE224
SE225
SE226
SE227

Indice Index	Data Date	Modificare Modification/Revision	Proiectant Designer	Aprobat Consultant Approved Consultant	Aprobat CFR Approved CFR

GUVERNUL ROMANIEI
ROMANIAN GOVERNMENT

PROIECT FINANŢAT DE UNIUNEA EUROPEANĂ
EUROPEAN UNION FINANCED PROJECT

CLIENT / CLIENT

C.N.C.F. "C.F.R." - S.A.

CONSULTANT / CONSULTANT

			Data Date	Semnătură Signature
Aprobat Approved	Şef proiect Project manager	R. Liuzza		
Aprobat Approved	Coordonator Secţiune 1 Section 1 Coordinator	C. Gambelli		
Verificat Checked	Expert Verificator Checking Expert	Pino Amodio		

SUBCONTRACTANT / SUBCONTRACTOR

Aprobat Approved	Responsabil Subcontractant Subcontractor Responsible	A.Stanciu - Dinulescu	01.2012	
Întocmit Elaborated	Proiectant Designer	Gabriela Trifan	01.2012	

Reabilitarea liniei de cale ferata Braşov - Simeria, parte componentă a coridorului IV Pan European,
pentru circulaţia trenurilor cu viteza maximă de 160 km/h,
Tronsonul : Braşov - Sighişoara
Rehabilitation of the railway line Braşov - Simeria, component Part of the IV Pan-European Corridor,
for the trains circulation with maximum speed of 160 km/h,
Section : Braşov - Sighişoara

Proiect/Project
2004/RO/16/P/PA/003

Faza / Phase:
P.Th. / T.D.

Denumire desen / Drawing Title :

Mutarea si protejarea cablului FO existent - Faza 2
Plan de situatie - interval RACOS-CATA Section - Layout Plan
Removal and protection of existing OF cable - 2nd Phase

Codificare / Codification System	Scara / Scale 1:1000	LOT / LOT	Nr. / No 03 / 04

EA51 01 C 12 L7 TC 06 5 1 001 1