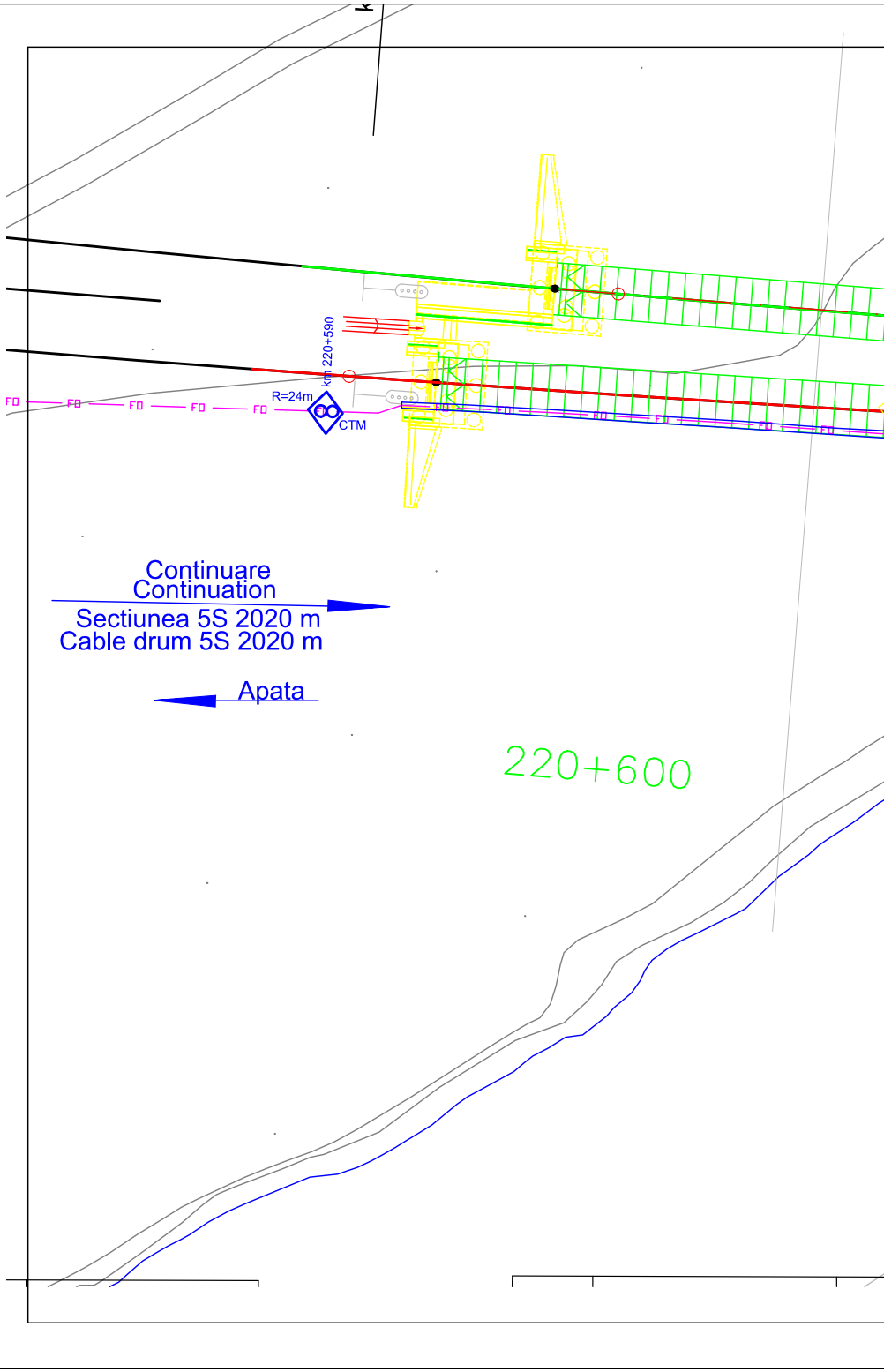
km 220+590
R=24m
CTM
FO
FO
FO
FO
FO
Continuare
Continuation
Sectiunea 5S 2020 m
Cable drum 5S 2020 m
Apata
220+600

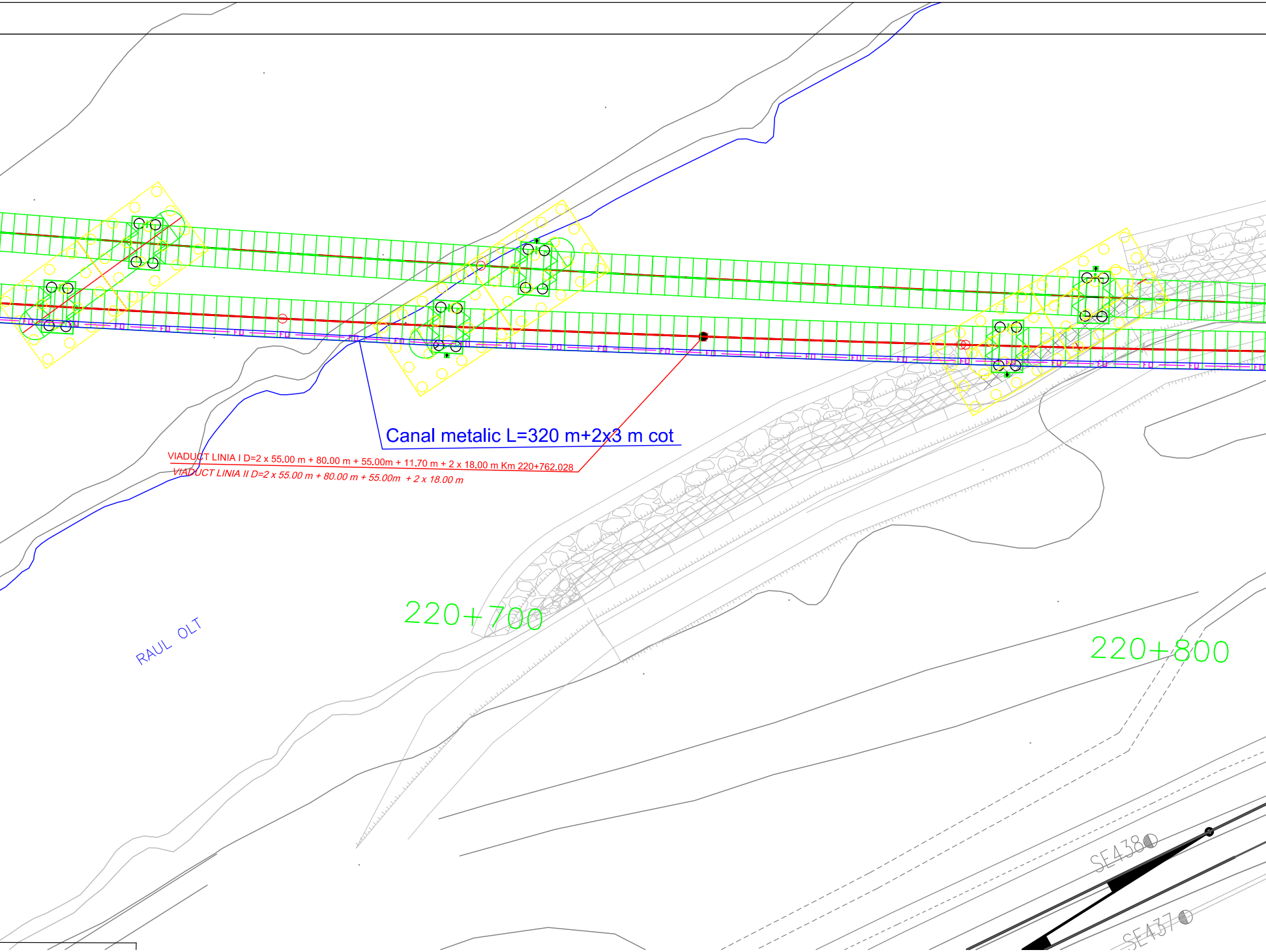
Canal metalic L=320 m+2x3 m cot
VIADUCT LINIA I D=2 x 55.00 m + 80.00 m + 55.00m + 11.70 m + 2 x 18.00 m Km 220+762.028
VIADUCT LINIA II D=2 x 55.00 m + 80.00 m + 55.00m + 2 x 18.00 m
FO
220+700
220+800
RAUL OLT
SE438
SE437

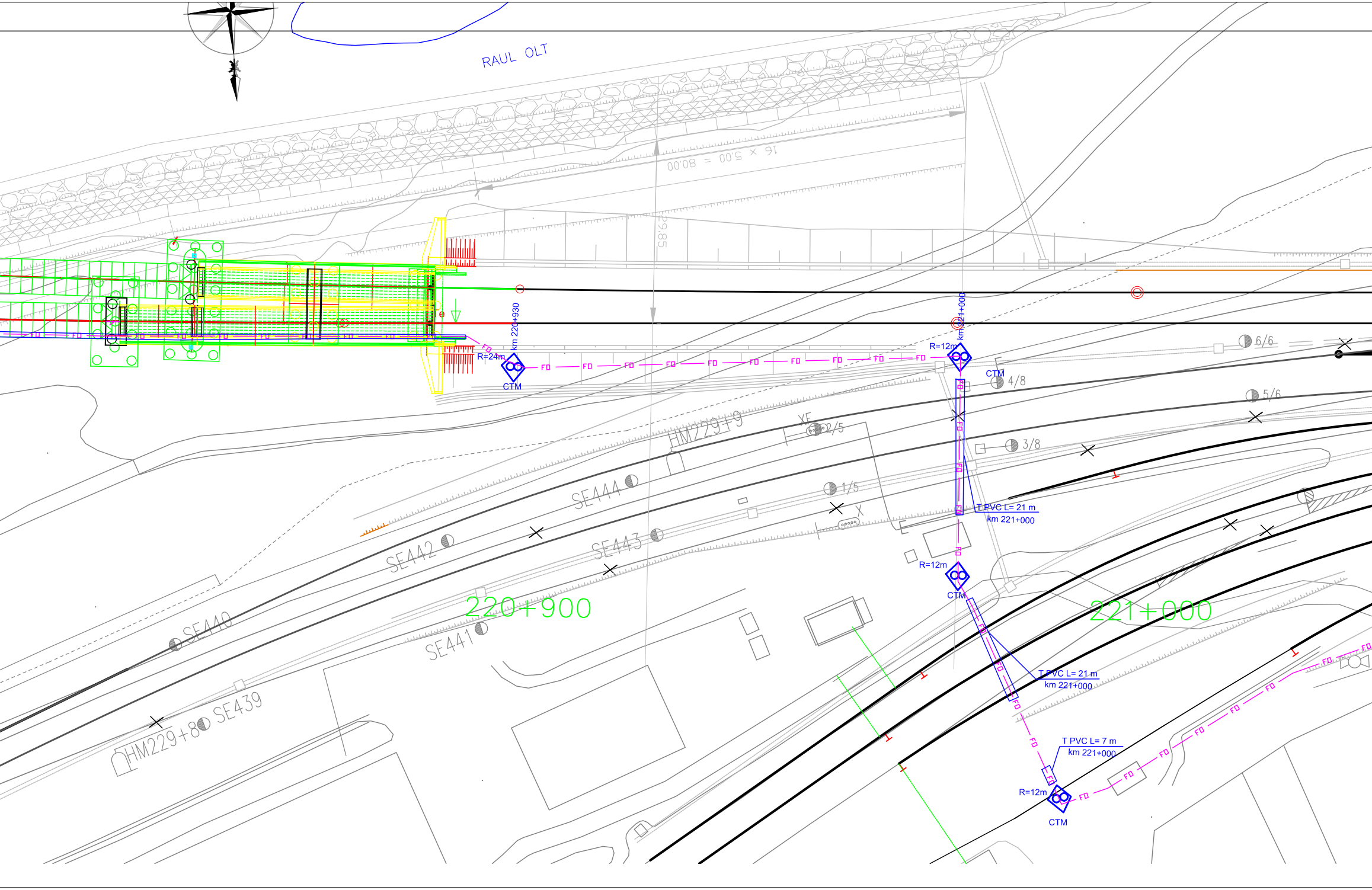
RAUL OLT
16 x 5.00 = 80.00
29.85
km 220+930
R=24m
CTM
FO
Te
km 221+000
R=12m
CTM
6/6
4/8
5/6
3/8
HM229+9
XE
2/5
1/5
X
SE444
SE443
SE442
SE441
SE440
SE439
HM229+8
220+900
221+000
T PVC L= 21 m
km 221+000
R=12m
CTM
T PVC L= 21 m
km 221+000
T PVC L= 7 m
km 221+000
R=12m
CTM


10/6
C.CV.
8/6
12/5
14/5
C.CV.
M11
M13
M15
15/6
7/6
9/6
11/5
C.CV.
M9
13/5
M3
M1
FO
221+100
221+200



24/5
C.C.V.
M19
22/6
Y6
16/6
18/5
8/6A
20/6
20/6A
YIV
YIII
19/6A
15/6A
17/5
Y2
M17
C.C.V.
M23
M21
19/6
21/6
23/6
FO
T PVC L=200 m
221+300
221+400

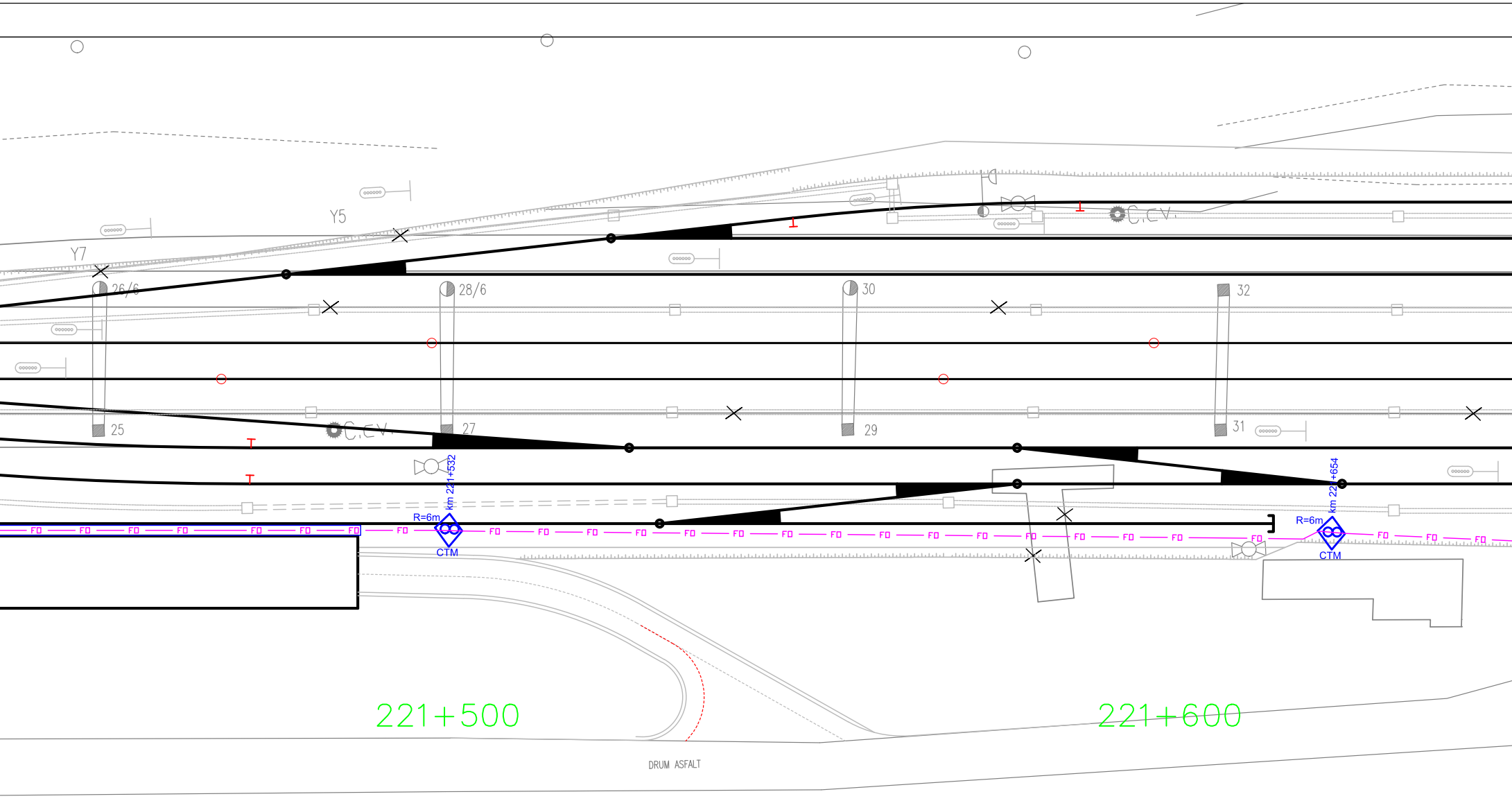
Y5
Y7
26/6
28/6
30
32
25
C.E.V.
27
29
31
C.E.V.
km 221+532
R=6m
CTM
FO
km 221+654
R=6m
CTM
221+500
221+600
DRUM ASFALT

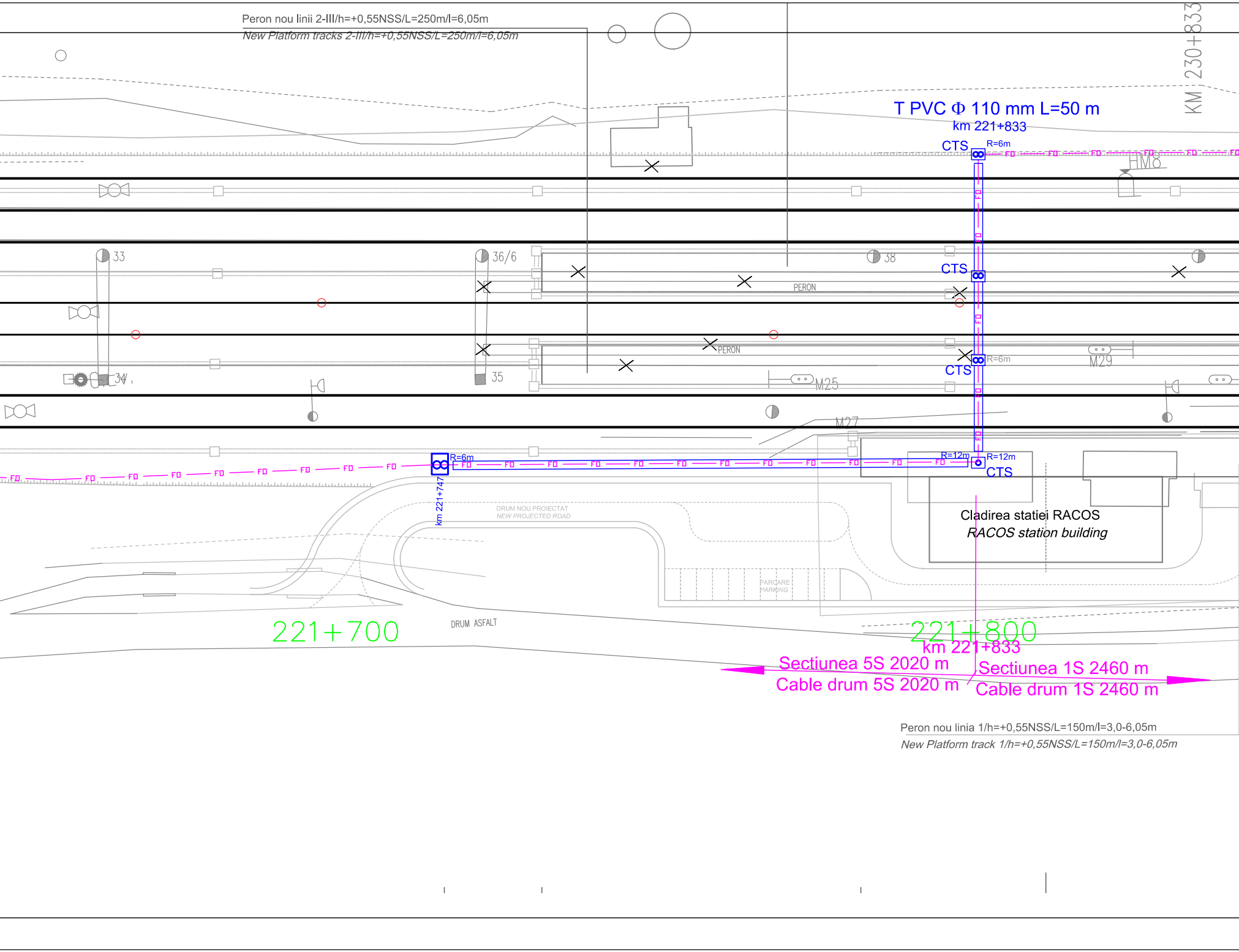
Peron nou linii 2-III/h=+0,55NSS/L=250m/l=6,05m
New Platform tracks 2-III/h=+0,55NSS/L=250m/l=6,05m
KM 230+833
T PVC Φ 110 mm L=50 m
km 221+833
CTS
R=6m
FO
HM8
33
36/6
38
CTS
PERON
PERON
R=6m
CTS
M29
34
35
M25
M27
R=6m
R=12m
R=12m
CTS
km 221+747
DRUM NOU PROIECTAT
NEW PROJECTED ROAD
Cladirea statiei RACOS
RACOS station building
PARCARE
PARKING
221+700
DRUM ASFALT
221+800
km 221+833
Sectiunea 5S 2020 m
Cable drum 5S 2020 m
Sectiunea 1S 2460 m
Cable drum 1S 2460 m
Peron nou linia 1/h=+0,55NSS/L=150m/l=3,0-6,05m
New Platform track 1/h=+0,55NSS/L=150m/l=3,0-6,05m

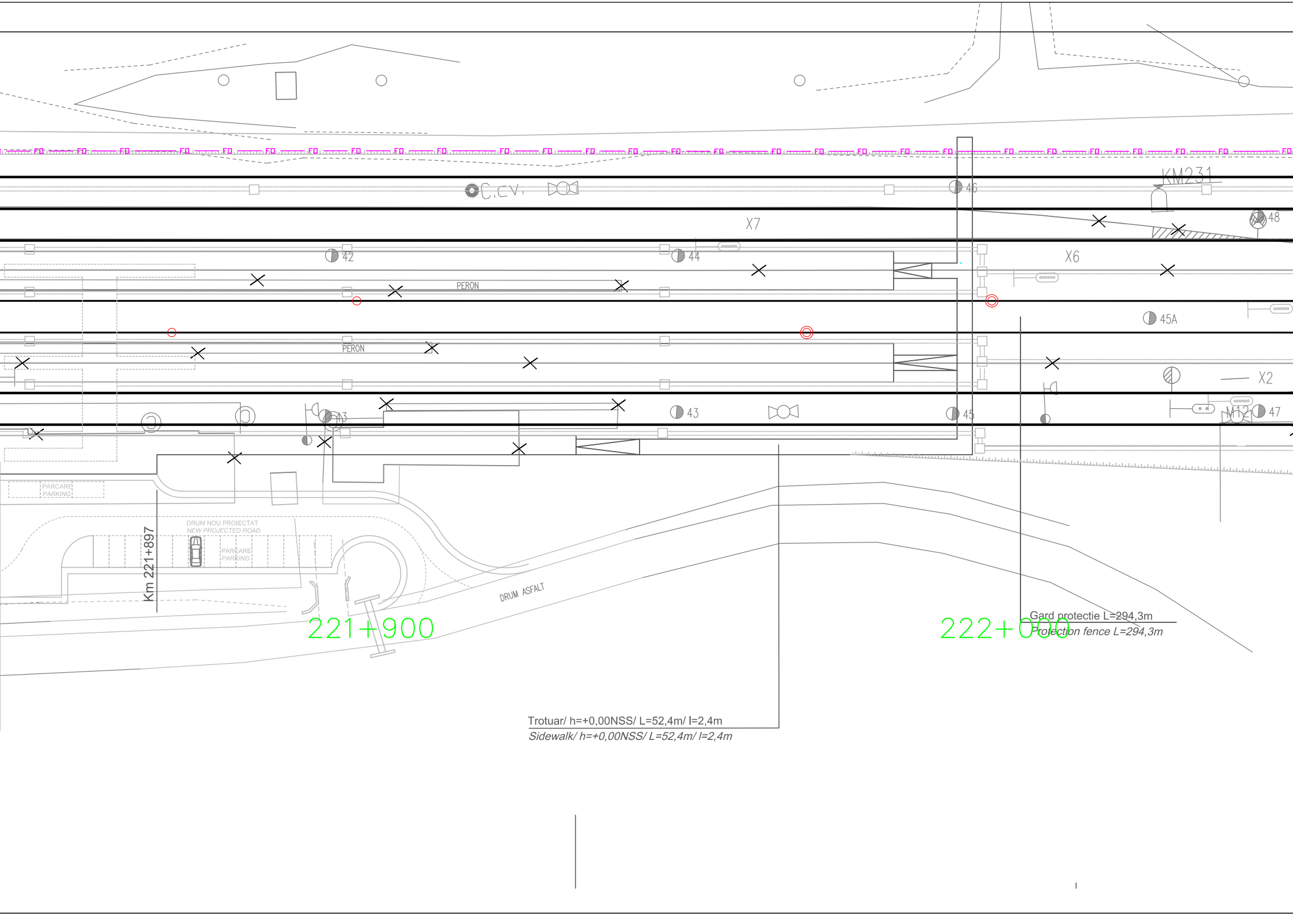
FO
C.CV.
KM231
X7
X6
X2
42
44
46
48
45A
43
43
45
47
M12
PERON
PERON
PARCARE
PARKING
PARCARE
PARKING
DRUM NOU PROIECTAT
NEW PROJECTED ROAD
Km 221+897
DRUM ASFALT
221+900
222+000

Gard protectie L=294,3m
Protection fence L=294,3m

Trotuar/ h=+0,00NSS/ L=52,4m/ l=2,4m
Sidewalk/ h=+0,00NSS/ L=52,4m/ l=2,4m

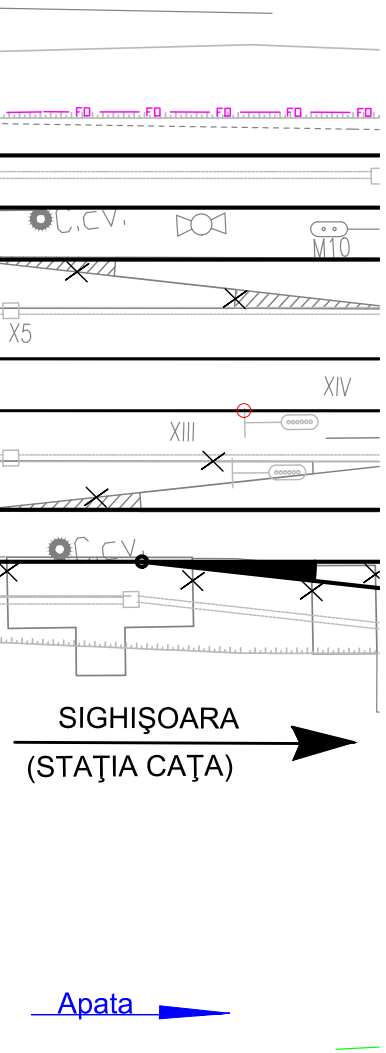
FD
C.CV.
M10
X5
XIV
XIII
C.CV.
SIGHIŞOARA
(STAŢIA CAŢA)
Apata

LEGENDA
LEGEND

CTM	◇	Camereta cu mufa de jonctiune Handhole with junction box
CTM	◇	Camereta cu rezerva Handhole with cable reserve
CT	☐	Camera de tragere cu mufa de jonctiune Manhole with junction box
CT	☐	Camera de tragere cu rezerva Manhole with cable reserve
CTS	☐	Camera de tragere speciala pentru subtraversare Special manhole for undercrossing
	— FD —	Cablu cu fibre optice subteran Underground optical fiber cable
	—FD—	Teava PVC Φ 110 mm / canal metalic PVC pipe Φ 110 mm / metallic chanel

D					
C					
B					
A					
Indice Index	Data Date	Modificare Modification/Revision	Proiectant Designer	Aprobat Consultant Approved Consultant	Aprobat CFR Approved CFR

GUVERNUL ROMANIEI
ROMANIAN GOVERNMENT

PROIECT FINANŢAT DE UNIUNEA EUROPEANĂ
EUROPEAN UNION FINANCED PROJECT

CLIENT / CLIENT

C.N.C.F. "C.F.R." - S.A.

ITALFERR
GRUPPO FERROVIE DELLO STATO
Joint Venture leader

Scott Wilson

OBERMEYER
PLANEN + BERATEN GmbH

TECNIC
Consulting Engineers

CONSULTANT / CONSULTANT			Data Date	Semnătură Signature
Aprobat Approved	Şef proiect Project manager	R. Liuzza		
Aprobat Approved	Coordonator Secţiune 1 Section 1 Coordinator	C. Gambelli		
Verificat Checked	Expert Verificator Checking Expert	Pino Amodio		

SUBCONTRACTANT / SUBCONTRACTOR

AREX COMPANY

Aprobat Approved	Responsabil Subcontractant Subcontractor Responsible	A.Stanciu - Dinulescu		
Întocmit Elaborated	Proiectant Designer	Gabriela Trifan	11.2011	Trifan

Reabilitarea liniei de cale ferata Braşov - Simeria, parte componentă a coridorului IV Pan European, pentru circulaţia trenurilor cu viteza maximă de 160 km/h,
Tronsonul : Braşov - Sighişoara
Rehabilitation of the railway line Braşov - Simeria, component Part of the IV Pan-European Corridor, for the trains circulation with maximum speed of 160 km/h,
Section : Braşov - Sighişoara

Proiect/Project
2004/RO/16/P/PA/003

Faza / Phase:
P.Th. / T.D.

Denumire desen / Drawing Title :

Statia - RACOS - Station
CABLU CU FIBRE OPTICE (Cablul 2)
Plan de situatie
FIBER OPTIC CABLE (cable 2)
Layout Plan

Codificare / Codification System	Scara / Scale 1:500	LOT / LOT	Nr. / No 01 / 02

E A 5 1 | 0 1 | E | 1 1 | L 8 | S E | 0 4 | 2 | 7 | 0 0 2 | 0