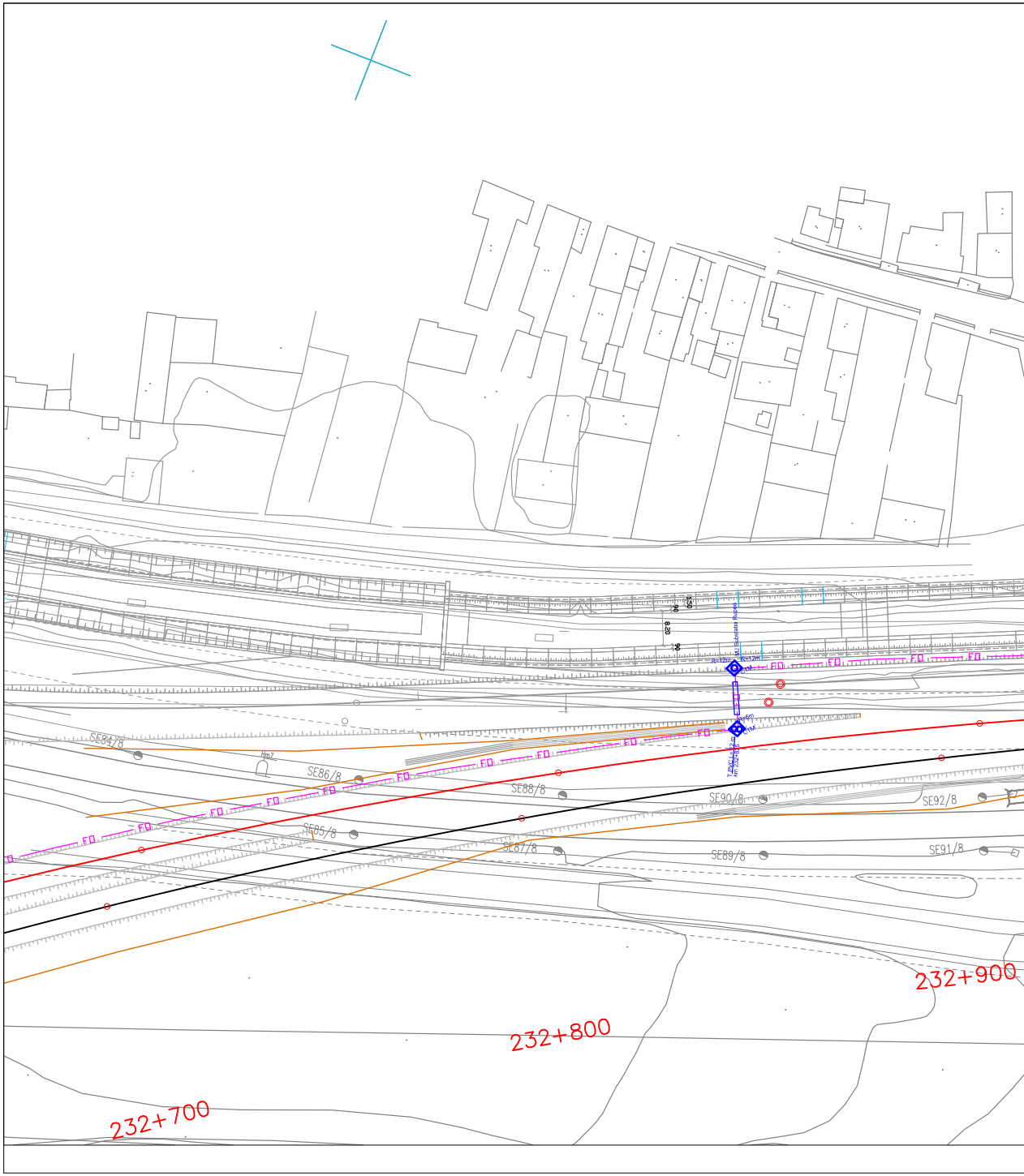

SE84/8
SE86/8
SE85/8
SE88/8
SE87/8
SE90/8
SE89/8
SE92/8
SE91/8
FO
150
90
8.20
90
MJ Substatia Rupea
R=12m
R=12m
CTM
R=6m
CTM
T PVC L=12 m
km 232+825
232+700
232+800
232+900

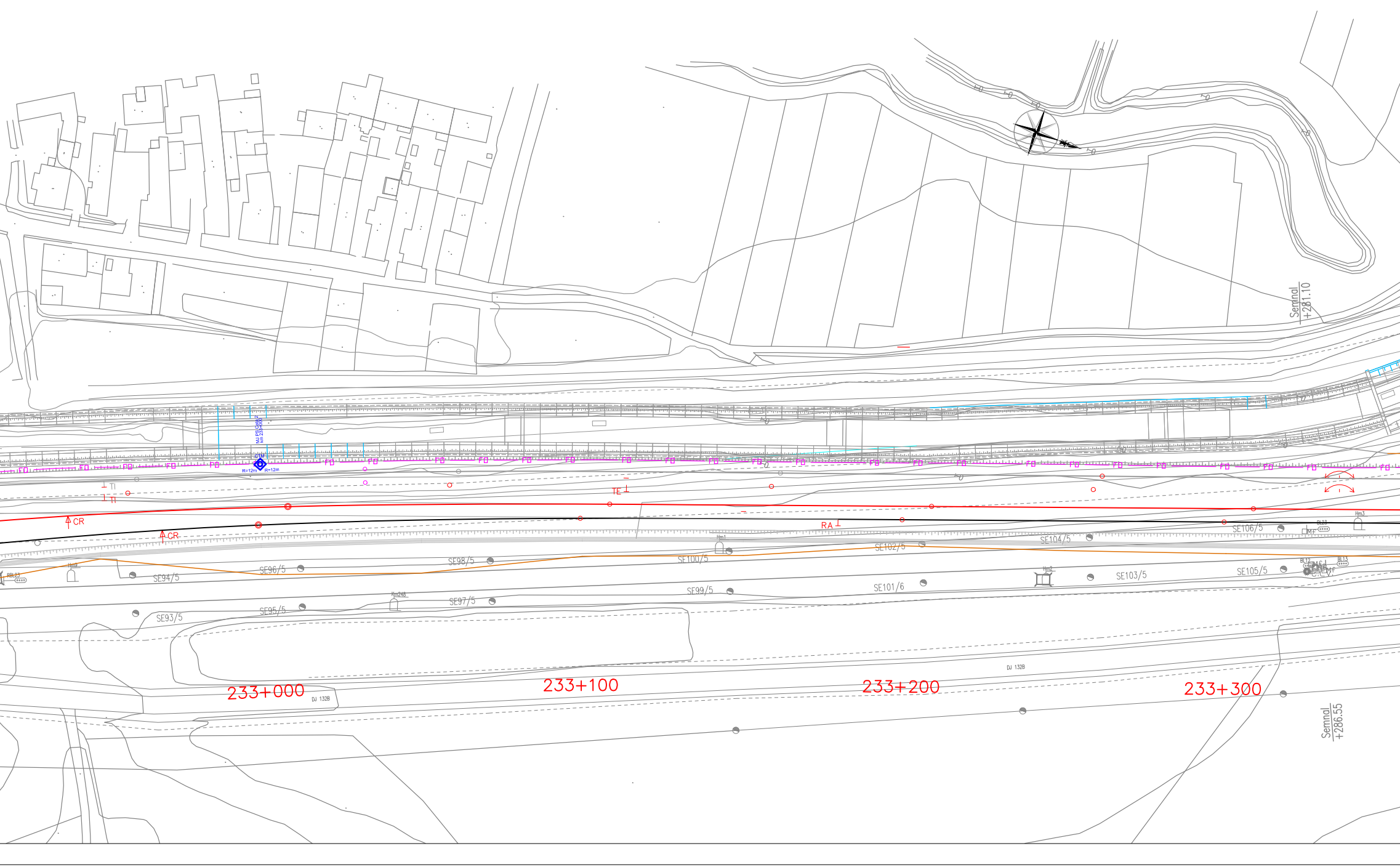
Semnal
+281.10
MJ PS Cața 2
km 233+000
CTM
R=12m
R=12m
FO
TI
TI
TE
CR
CR
RA
RBL23
Hm9
SE94/5
SE96/5
SE98/5
SE100/5
Hm1
SE102/5
SE104/5
SE106/5
BL23
Mf
Hm3
SE93/5
SE95/5
Km248
SE97/5
SE99/5
SE101/6
Hm2
SE103/5
SE105/5
BL12
BL13
C.L.V.
Mf
DJ 132B
DJ 132B
233+000
233+100
233+200
233+300
Semnal
+286.55

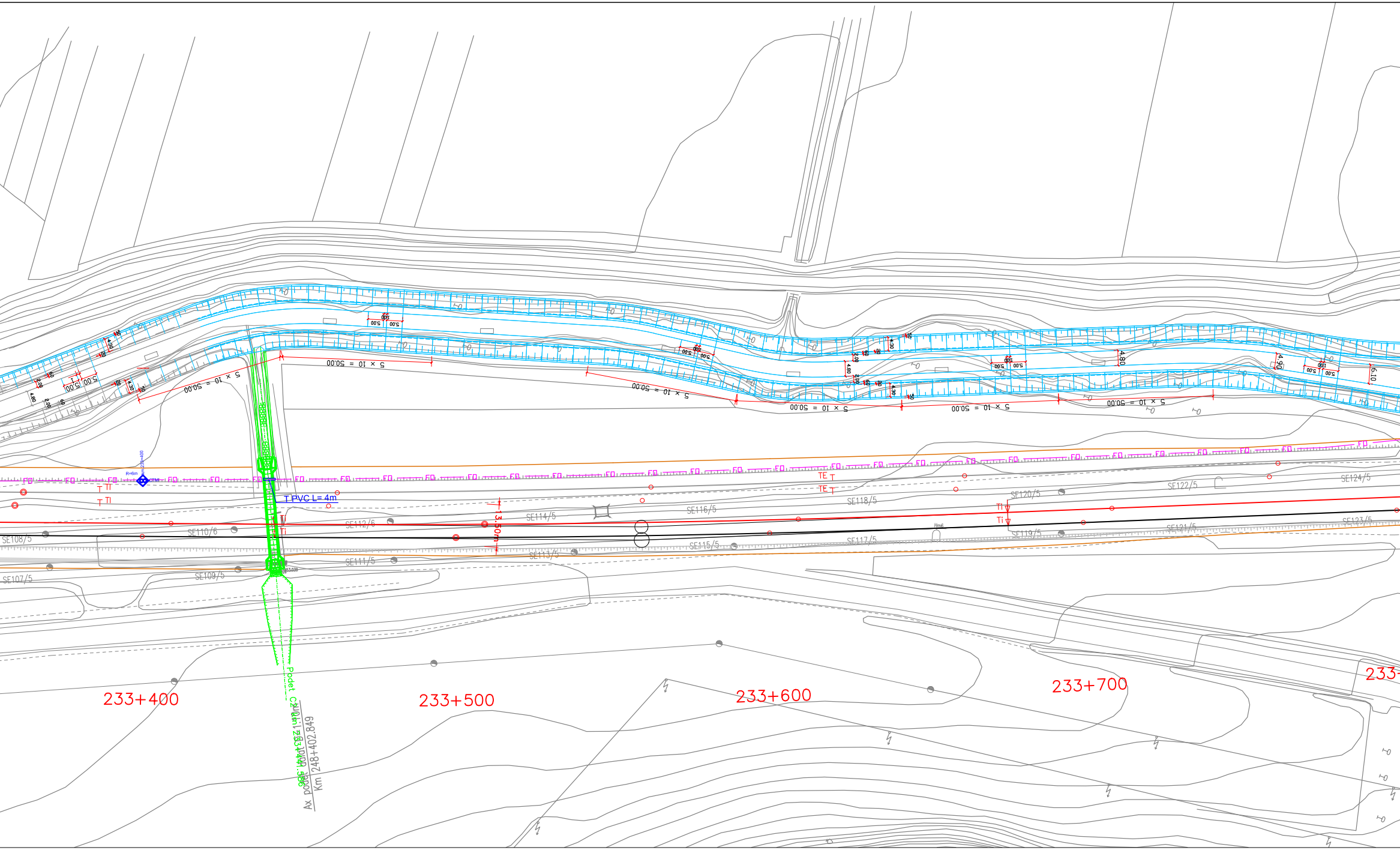
233+400
233+500
233+600
233+700
T PVC L= 4m
13.50m
5 x 10 = 50.00
FO
TE
TI
SE107/5
SE108/5
SE109/5
SE110/6
SE111/5
SE112/6
SE113/5
SE114/5
SE115/5
SE116/5
SE117/5
SE118/5
SE119/5
SE120/5
SE121/5
SE122/5
SE123/5
SE124/5
Podet C2
Ax podet
Km 248+402.849
4.80
4.90
6.10
5.00

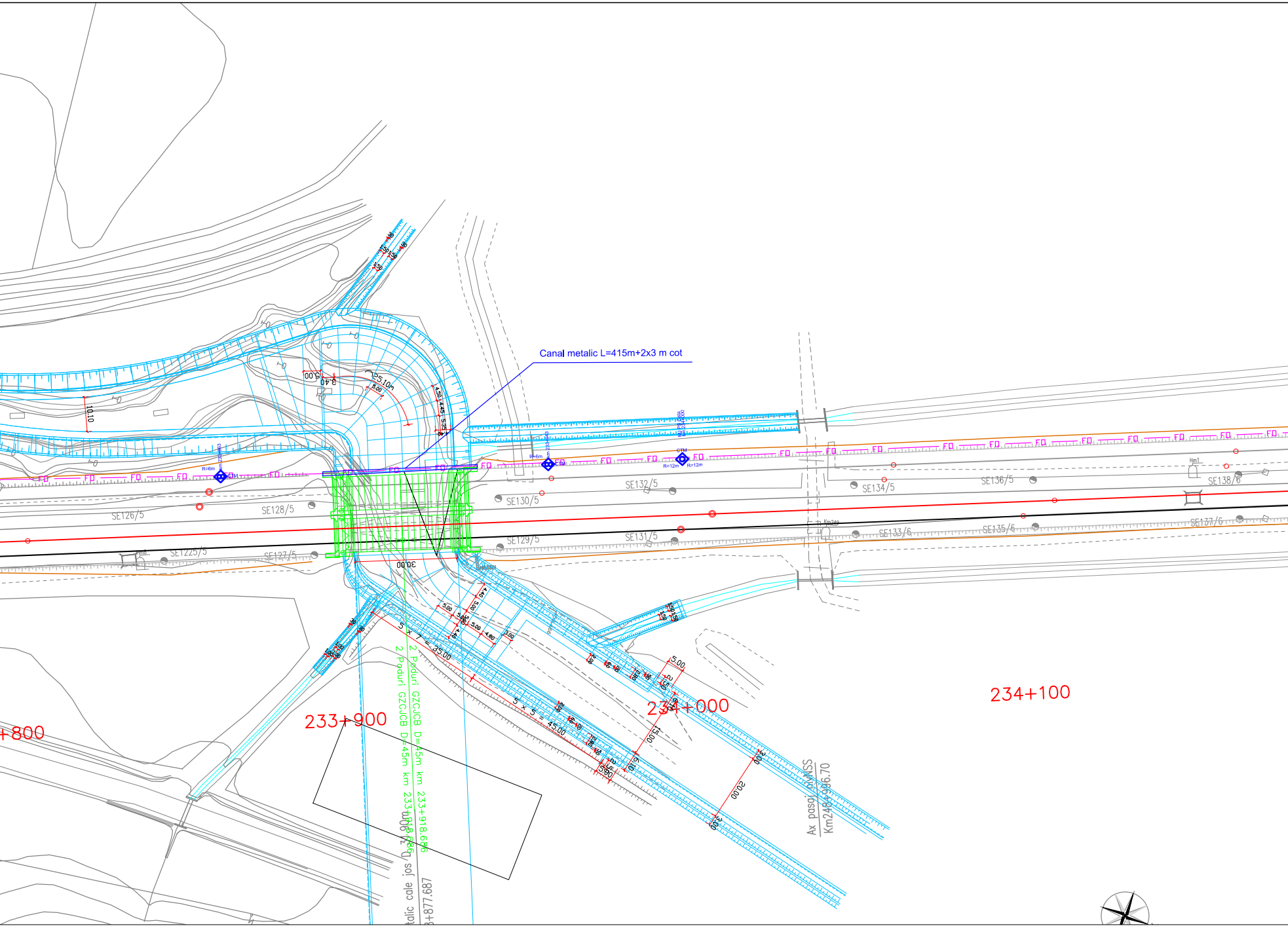
Canal metalic L=415m+2x3 m cot
+800
233+900
234+000
234+100
SE126/5
SE128/5
SE130/5
SE132/5
SE134/5
SE136/5
SE138/6
SE1225/5
SE127/5
SE129/5
SE131/5
SE133/6
SE135/6
SE137/6
FO
R=6m
R=12m
CTM
Hm1
Km249
30.00
10.10
25.10m
5 x 7 = 35.00
5 x 5 = 45.00
15.00
20.00
5.00
6.10
3.00
2 Poduri GZCJCB D=45m km 233+918.686
2 Poduri GZCJCB D=45m km 233+918.686
talic cale jos D 3.90m
3+877.687
Ax pasaj inf NSS
Km248+996.70

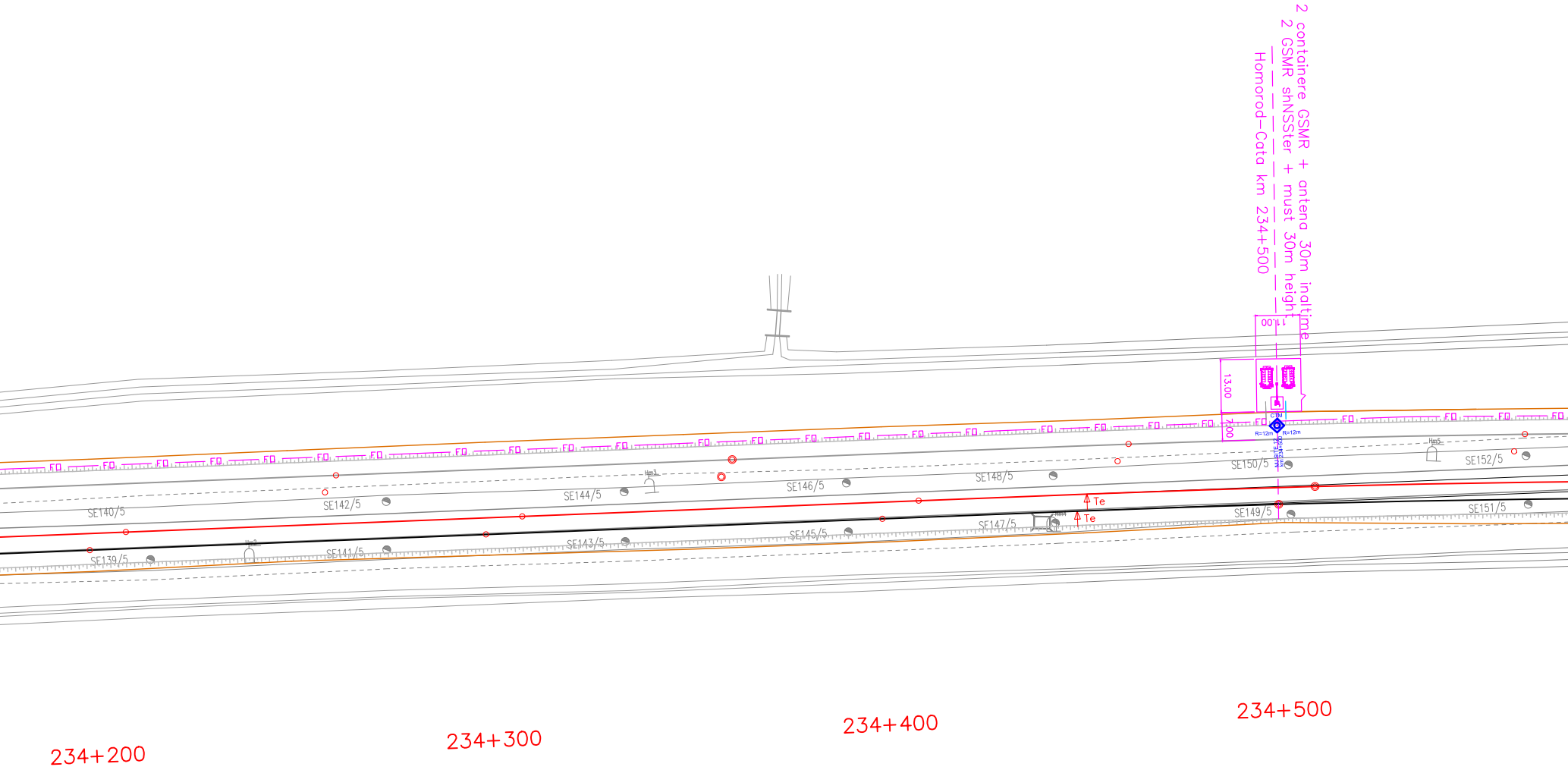
2 containere GSMR + antena 30m inaltime
2 GSMR shNSSter + must 30m height
Homorod-Cata km 234+500
11.00
13.00
7.00
FO
SE139/5
SE140/5
SE141/5
SE142/5
SE143/5
SE144/5
SE145/5
SE146/5
SE147/5
SE148/5
SE149/5
SE150/5
SE151/5
SE152/5
R=12m
R=12m
Te
Te
234+200
234+300
234+400
234+500

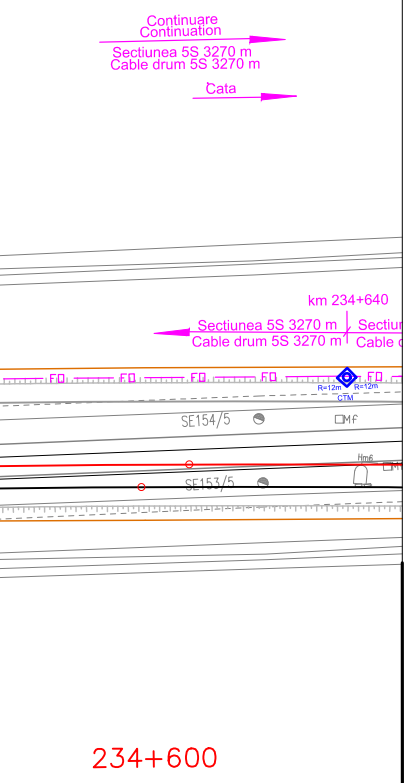
Continuare
Continuation
Sectiunea 5S 3270 m
Cable drum 5S 3270 m
Cata
km 234+640
Sectiunea 5S 3270 m
Cable drum 5S 3270 m
Sectiu
Cable
FO
R=12m
R=12m
CTM
SE154/5
Mf
Hm6
SE153/5
234+600

LEGENDA
LEGEND

CTM	◈	Cameretea cu mufa de jonctiune Handhole with junction box
CTM	◈◈	Camereta cu rezerva Handhole with cable reserve
CT	⊡	Camera de tragere cu mufa de jonctiune Manhole with junction box
CT	⊡⊡	Camera de tragere cu rezerva Manhole with cable reserve
CTS	☐	Camera de tragere speciala pentru subtraversare Special manhhole for undercrossing
	— FO —	Cablu cu fibre optice subteran Underground optical fiber cable
	—▭FO▭—	Teava PVC Φ 110 mm / canal metalic PVC pipe Φ 110 mm / metallic chanel
	— FO —	Cablu cu fibre optice special pentru tunel protejat in duct HDPE Φ 40 mm instalat in conductele pentru cabluri din tunel Special OF cable for tunnels proteated in HDPE duct Φ 40 mm installed in tunnel pipes

D					
C					
B					
A					
Indice Index	Data Date	Modificare Modification/Revision	Proiectant Designer	Aprobat Consultant Approved Consultant	Aprobat CFR Approved CFR

GUVERNUL ROMANIEI
ROMANIAN GOVERNMENT

PROIECT FINANŢAT DE UNIUNEA EUROPEANĂ
EUROPEAN UNION FINANCED PROJECT

CLIENT / CLIENT

C.N.C.F. "C.F.R." - S.A.

ITALFERR
GRUPPO FERROVIE DELLO STATO
Joint Venture leader

Scott Wilson

OBERMEYER
PLANEN + BERATEN GmbH

TECNIC
Consulting Engineers

CONSULTANT / CONSULTANT

			Data Date	Semnătură Signature
Aprobat Approved	Şef proiect Project manager	R. Liuzza		
Aprobat Approved	Coordonator Secţiune 1 Section 1 Coordinator	C. Gambelli		
Verificat Checked	Expert Cheie Key Expert	Pino Amodio		

SUBCONTRACTANT / SUBCONTRACTOR

AREX COMPANY

Aprobat Approved	Responsabil Subconsultant Subconsultant Responsible	A.Stanciu - Dinulescu		
Întocmit Elaborated	Proiectant Designer	Gabriela Trifan	12.2011	Trifan

Reabilitarea liniei de cale ferata Braşov - Simeria, parte componentă a coridorului IV Pan European, pentru circulaţia trenurilor cu viteza maximă de 160 km/h,
Tronsonul : Braşov - Sighişoara
Rehabilitation of the railway line Braşov - Simeria, component Part of the IV Pan-European Corridor, for the trains circulation with maximum speed of 160 km/h,
Section : Braşov - Sighişoara

Proiect/Project
2004/RO/16/P/PA/003

Faza / Phase:
P.Th. / T.D.

Denumire desen / Drawing Title :

Interval - RACOS - CATA - Section
CABLU CU FIBRE OPTICE (Cablul 2)
Plan de situatie
FIBER OPTIC CABLE (cable 2)
Layout Plan

Codificare / Codification System	Scara / Scale	LOT / LOT	Nr. / No
	1:1000		04/ 05

E A 5 1 | 0 1 | E | 1 2 | L 7 | S E | 0 4 | 6 | 7 | 0 0 2 | 1