2		4		6		8		10		12		14	
H	073.5	H	123	H	172.5	H	222	H	271.5	H	316.5	H	366
–	–	–	–	–	–	–	–	–	–	–	–	–	–
–	–	–	–	–	–	–	–	–	–	–	–	An	–
–	–	–	–	–	–	–	–	–	–	–	–	–	–

E1		E1		E1		E1		E1		E1		E1	
5500	–	5500	–	5500	–	5500	–	5500	–	5500	–	5500	–
1400	–	1400	–	1400	–	1400	–	1400	–	1400	–	1400	–
6900	DI	6900	DD	6900	DI	6900	DI	6900	DI	6900	DI	6900	DI
+200	CO/–	–100	CO/–	+250	CO/–	+150	CO/–	+250	CO/–	+150	CO/–	+250	CO/–

1		3		5		7		9		11		13	
H	073.5	H	123	H	172.5	H	222	H	271.5	H	316.5	H	366
–	–	–	–	–	–	–	–	–	–	–	–	–	–
–	–	–	–	–	–	–	–	–	–	–	–	An	–
–	–	–	–	–	–	–	–	–	–	–	–	–	–

E1		E1		E1		E1		E1		E1		E1	
5500	–	5500	–	5500	–	5500	–	5500	–	5500	–	5500	–
1400	–	1400	–	1400	–	1400	–	1400	–	1400	–	1400	–
6900	DD	6900	DI	6900	DD	6900	DD	6900	DD	6900	DD	6900	DD
–200	CO/–	+100	CO/–	–250	CO/–	–150	CO/–	–250	CO/–	–150	CO/–	–250	CO/–

Continuare
Continuation
Sectiunea 2A - 5610 m
Cable drum 2A - 5610 m

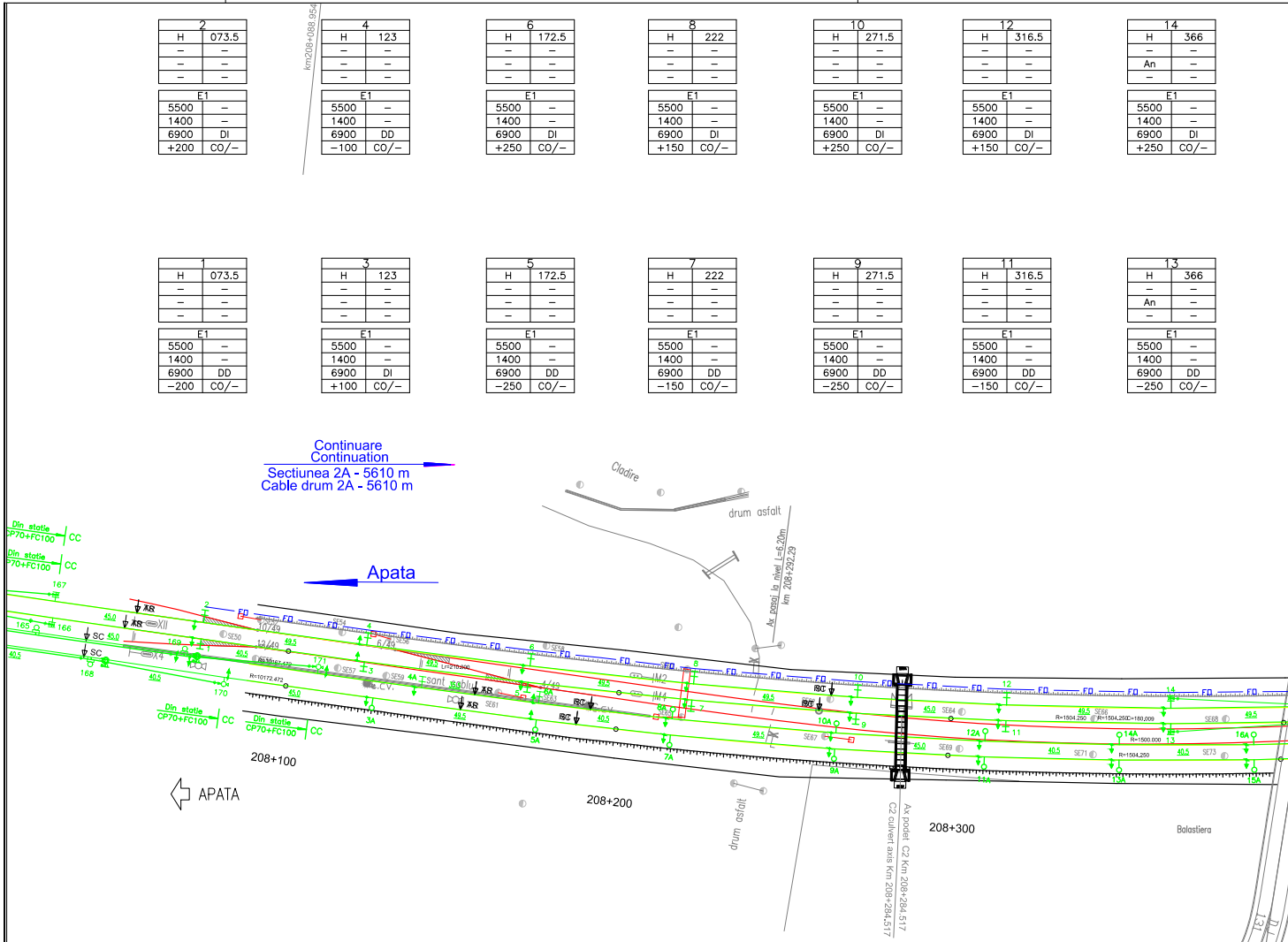
km208+088.954
Cladire
drum asfalt
Apata
Din statie CP70+FC100 CC
Din statie CP70+FC100 CC
Ax pasaj la nivel L=6.20m km 208+292.29
208+100
APATA
208+200
drum asfalt
Ax podet C2 Km 208+284.517
C2 culvert axis Km 208+284.517
208+300
Balastiera
Ax pasaj ... km 208+405.181

4A		6A		8A		10A		12A		14A		16A	
H	140.5	H	176	SECP6	216.5	SECP6	266	SECP6	311	SECP6	351.5	SECP6	392
–	–	–	–	–	–	–	–	–	–	–	–	–	–
–	–	–	–	–	–	–	–	–	–	–	–	–	–
–	–	–	–	–	–	–	–	–	–	–	–	–	–

E1		E1		E1		E1		E1		E1		E1	
5500	–	5500	–	5500	–	5500	–	5500	–	5500	–	5500	–
1400	–	1400	–	1400	–	1400	–	1400	–	1400	–	1400	–
6900	DI	6900	DD	6900	DI	6900	DI	6900	DI	6900	DI	6900	DI
+250	CO/–	–150	CO/–	+250	CO/–	+150	CO/–	+250	CO/–	+150	CO/–	+250	CO/–

3A		5A		7A		9A		11A		13A		15A	
SECP6	126.5	SECP6	176	SECP6	216.5	SECP6	266	SECP6	311	SECP6	351.5	SECP6	392
–	–	–	–	–	–	–	–	–	–	–	–	–	–
–	–	–	–	–	–	–	–	–	–	–	–	–	–
–	–	–	–	–	–	–	–	–	–	–	–	–	–

E1		E1		E1		E1		E1		E1		E1	
5500	–	5500	–	5500	–	5500	–	5500	–	5500	–	5500	–
1400	–	1400	–	1400	–	1400	–	1400	–	1400	–	1400	–
6900	DD	6900	DI	6900	DD	6900	DD	6900	DD	6900	DD	6900	DD
–250	CO/–	+150	CO/–	–250	CO/–	–150	CO/–	–250	CO/–	–150	CO/–	–250	CO/–

16	
H	415.5
–	–
–	–
–	–
E1	
5500	–
1400	–
6900	DI
+150	CO/–

18	
H	465
–	–
An	–
–	–
E1	
5500	–
1400	–
6900	DI
+250	CO/–

20	
H	514.5
–	–
–	–
–	–
E1	
5500	–
1400	–
6900	DI
+100	CO/–

22	
H	564
–	–
–	–
–	–
E1	
5500	–
1400	–
6900	DI
+250	CO/–

24	
H	609
–	–
–	–
–	–
E1	
5500	–
1400	–
6900	DD
–150	CO/–

26	
H	658.5
–	–
–	–
–	–
E1	
5500	–
1400	–
6900	DI
+200	CO/–

28	
H	708
–	–
–	–
–	–
E1	
5500	–
1400	–
6900	DD
–200	CO/–

30	
H	757.5
–	–
–	–
–	–
E1	
5500	–
1400	–
6900	DI
+200	CO/–

32	
H	807
–	–
–	–
–	–
E1	
5500	–
1400	–
6900	DI
0	CO/–

34	
H	852
–	–
An	–
–	–
E1	
5500	–
1400	–
6900	DD
–200	CO/–

36	
H	901.5
–	–
–	–
–	–
E1	
5850	–
1450	–
7300	A
0	CO/–
E2	
5500	–
1400	–
6900	DI
+200	CO/–

38	
H	951
–	–
–	–
–	–
E1	
5500	–
1400	–
6900	DD
–200	CO/–
E2	
5850	–
1450	–
7300	A
0	CO/–

40	
H	000.5
–	–
An	–
–	–
E1	
5500	–
1400	–
6900	DI
+200	CO/–

15	
H	415.5
–	–
–	–
–	–
E1	
5500	–
1400	–
6900	DD
–150	CO/–

17	
H	465
–	–
An	–
–	–
E1	
5500	–
1400	–
6900	DD
–250	CO/–

19	
H	514.5
–	–
–	–
–	–
E1	
5500	–
1400	–
6900	DD
–100	CO/–

21	
H	564
–	–
–	–
–	–
E1	
5500	–
1400	–
6900	DD
–250	CO/–

23	
H	609
–	–
–	–
–	–
E1	
5500	–
1400	–
6900	DI
+150	CO/–

25	
H	658.5
–	–
–	–
–	–
E1	
5500	–
1400	–
6900	DD
–200	CO/–

27	
H	708
–	–
–	–
–	–
E1	
5500	–
1400	–
6900	DI
+200	CO/–

29	
H	757.5
–	–
–	–
–	–
E1	
5500	–
1400	–
6900	DD
–200	CO/–

31	
H	807
–	–
–	–
–	–
E1	
5500	–
1400	–
6900	DD
0	CO/–

33	
H	852
–	–
An	–
–	–
E1	
5500	–
1400	–
6900	DI
+200	CO/–

35	
H	901.5
–	–
–	–
–	–
E1	
5850	–
1450	–
7300	A
0	CO/–
E2	
5500	–
1400	–
6900	DD
–200	CO/–

37	
H	951
–	–
–	–
–	–
E1	
5500	–
1400	–
6900	DI
+200	CO/–
E2	
5850	–
1450	–
7300	A
0	CO/–

39	
H	000.5
–	–
An	–
–	–
E1	
5500	–
1400	–
6900	DD
–200	CO/–

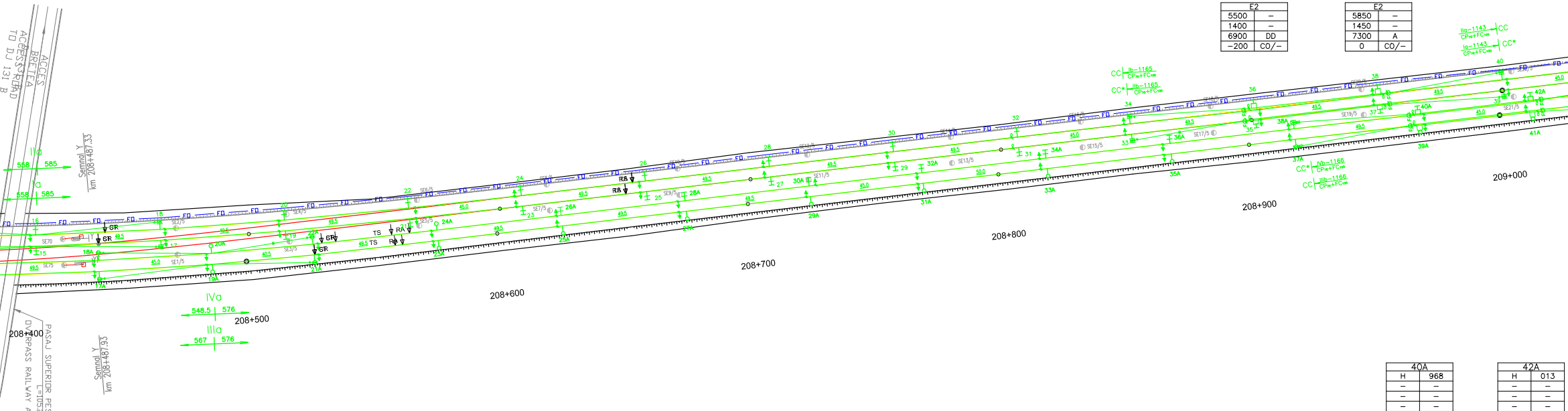
ACCES BRETEA
ACCESS ROAD TO DJ 131 B
IIa
558 | 585
Ia
558 | 585
Semnal Y
km 208+487.33
IVa
548.5 | 576
IIIa
567 | 576
Semnal Y
km 208+487.93
208+400
PASAJ SUPERIOR PESTE CF LA APATA L=105.20m
OVERPASS RAILWAY AT APATA L=105.2m
208+500
208+600
208+700
208+800
208+900
209+000
CC IIb–1165 CP70+FC100
CC* IIIb–1165 CP70+FC100
IIa–1143 CP70+FC100 CC
Ia–1143 CP70+FC100 CC*
CC* IVa–1166 CP70+FC100
CC IIIa–1166 CP70+FC100
SR
TS
RA
FD

18A	
SECP6	441.5
–	–
An	–
–	–
E1	
5500	–
1400	–
6900	DI
+150	CO/–

20A	
SECP6	486.5
–	–
–	–
–	–
E1	
5500	–
1400	–
6900	DI
+250	CO/–

22A	
SECP6	527
–	–
An	–
–	–
E1	
5500	–
1400	–
6900	DI
+50	CO/–

24A	
SECP6	576.5
–	–
–	–
–	–
E1	
5500	–
1400	–
6900	DI
+200	CO/–

26A	
H	626
–	–
–	–
–	–
E1	
5500	–
1400	–
6900	DD
–200	CO/–

28A	
H	675.5
–	–
–	–
–	–
E1	
5500	–
1400	–
6900	DI
+200	CO/–

30A	
H	725
–	–
–	–
–	–
E1	
5500	–
1400	–
6900	DD
–200	CO/–

32A	
H	770
–	–
–	–
–	–
E1	
5500	–
1400	–
6900	DI
+200	CO/–

34A	
H	819.5
–	–
–	–
–	–
E1	
5500	–
1400	–
6900	DD
–200	CO/–

36A	
H	869
–	–
–	–
–	–
E1	
5500	–
1400	–
6900	ID
+200	CO/–

38A	
H	918.5
–	–
An	–
–	–
E1	
5500	–
1400	–
6900	DD
–200	CO/–

40A	
H	968
–	–
–	–
–	–
E1	
5850	–
1450	–
7300	A
0	CO/–
E2	
5500	–
1400	–
6900	DI
+200	CO/–

42A	
H	013
–	–
–	–
–	–
E1	
5500	–
1400	–
6900	DD
–200	CO/–
E2	
5850	–
1450	–
7300	A
0	CO/–

17A	
SECP6	441.5
–	–
An	–
–	–
E1	
5500	–
1400	–
6900	DD
–150	CO/–

19A	
SECP6	486.5
–	–
–	–
–	–
E1	
5500	–
1400	–
6900	DD
–250	CO/–

21A	
SECP6	527
–	–
An	–
–	–
E1	
5500	–
1400	–
6900	DD
–50	CO/–

23A	
SECP6	576.5
–	–
–	–
–	–
E1	
5500	–
1400	–
6900	DD
–200	CO/–

25A	
SECP6	626
–	–
–	–
–	–
E1	
5500	–
1400	–
6900	DI
+200	CO/–

27A	
SECP6	675.5
–	–
–	–
–	–
E1	
5500	–
1400	–
6900	DD
–200	CO/–

29A	
SECP6	725
–	–
–	–
–	–
E1	
5500	–
1400	–
6900	DI
+200	CO/–

31A	
SECP6	770
–	–
–	–
–	–
E1	
5500	–
1400	–
6900	DD
–200	CO/–

33A	
SECP6	819.5
–	–
–	–
–	–
E1	
5500	–
1400	–
6900	DI
+200	CO/–

35A	
SECP6	869
–	–
–	–
–	–
E1	
5500	–
1400	–
6900	DD
–200	CO/–

37A	
SECP6	918.5
–	–
An	–
–	–
E1	
5500	–
1400	–
6900	DI
+200	CO/–

39A	
SECP6	968
–	–
–	–
–	–
E1	
5850	–
1450	–
7300	A
0	CO/–
E2	
5500	–
1400	–
6900	DD
–200	CO/–

41A	
SECP6	013
–	–
–	–
–	–
E1	
5500	–
1400	–
6900	DI
+200	CO/–
E2	
5850	–
1450	–
7300	A
0	CO/–

42	
H	045.5
–	–
–	–
–	–
E1	
5500	–
1400	–
6900	DD
–200	CO/–

44	
H	095
–	–
–	–
–	–
E1	
5500	–
1400	–
6900	DI
+200	CO/–

46	
H	144.5
–	–
–	–
–	–
E1	
5500	–
1400	–
6900	DD
–200	CO/–

48	
H	194
–	–
–	–
–	–
E1	
5500	–
1400	–
6900	DI
+100	CO/–

50	
H	243.5
–	–
–	–
–	–
E1	
5500	–
1400	–
6900	DD
–250	CO/–

52	
H	288.5
–	–
–	–
–	–
E1	
5500	–
1400	–
6900	DD
–50	CO/–

54	
H	338
–	–
–	–
–	–
E1	
5500	–
1400	–
6900	DD
–250	CO/–

56	
H	387.5
–	–
An	–
–	–
E1	
5500	–
1400	–
6900	DD
–150	CO/–

58	
H	437
–	–
–	–
–	–
E1	
5500	–
1400	–
6900	DD
–250	CO/–

60	
H	486.5
–	–
An	–
–	–
E1	
5500	–
1400	–
6900	DD
–150	CO/–

62	
H	531.5
–	–
–	–
–	–
E1	
5500	–
1400	–
6900	DD
–250	CO/–

41	
H	045.5
–	–
–	–
–	–
E1	
5500	–
1400	–
6900	DI
+200	CO/–

43	
H	095
–	–
–	–
–	–
E1	
5500	–
1400	–
6900	DD
–200	CO/–

45	
H	144.5
–	–
–	–
–	–
E1	
5500	–
1400	–
6900	DI
+200	CO/–

47	
H	194
–	–
–	–
–	–
E1	
5500	–
1400	–
6900	DD
–100	CO/–

49	
H	243.5
–	–
–	–
–	–
E1	
5500	–
1400	–
6900	DI
+250	CO/–

51	
H	288.5
–	–
–	–
–	–
E1	
5500	–
1400	–
6900	DI
+50	CO/–

53	
H	338
–	–
–	–
–	–
E1	
5500	–
1400	–
6900	DI
+250	CO/–

55	
H	387.5
–	–
An	–
–	–
E1	
5500	–
1400	–
6900	DI
+150	CO/–

57	
H	437
–	–
–	–
–	–
E1	
5500	–
1400	–
6900	DI
+250	CO/–

59	
H	486.5
–	–
An	–
–	–
E1	
5500	–
1400	–
6900	DI
+150	CO/–

61	
H	531.5
–	–
–	–
–	–
E1	
5500	–
1400	–
6900	DI
+250	CO/–

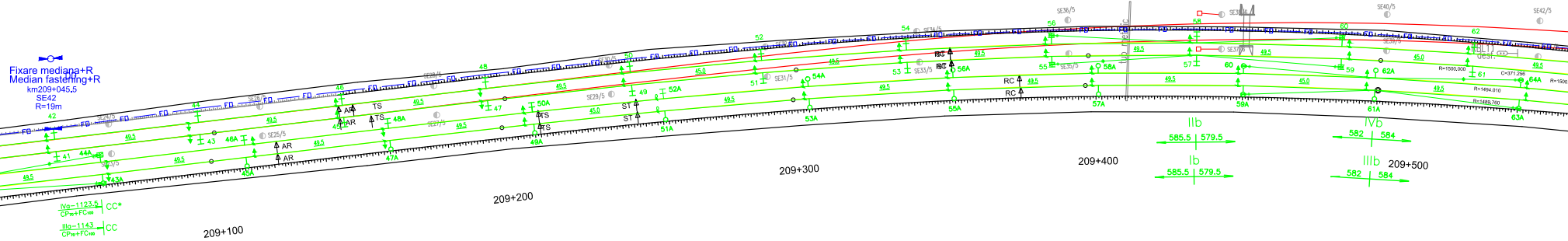
Fixare mediana+R
Median fastening+R
km209+045.5
SE42
R=19m
Ax podet dalat D=2.00m
km 209+506.67
tub metalic
FD
49.5
45.0
AR
TS
ST
RC
desf.
R=1500.000
C=371.256
R=1494.010
R=1489.760
IIb
585.5 | 579.5
Ib
585.5 | 579.5
IVb
582 | 584
IIIb
582 | 584
IVa–1123.5
CP70+FC100
CC*
IIIa–1143
CP70+FC100
CC
209+100
209+200
209+300
209+400
209+500

44A	
H	062.5
–	–
An	–
–	–
E1	
5500	–
1400	–
6900	DI
+200	CO/–

46A	
H	112
–	–
–	–
–	–
E1	
5500	–
1400	–
6900	DD
–200	CO/–

48A	
H	161.5
–	–
–	–
–	–
E1	
5500	–
1400	–
6900	DI
+150	CO/–

50A	
H	211
–	–
–	–
–	–
E1	
5500	–
1400	–
6900	DD
–250	CO/–

52A	
H	256
–	–
–	–
–	–
E1	
5500	–
1400	–
6900	DD
0	CO/–

54A	
SECP6	305.5
–	–
–	–
–	–
E1	
5500	–
1400	–
6900	DD
–250	CO/–

56A	
SECP6	355
–	–
–	–
–	–
E1	
5500	–
1400	–
6900	DD
–150	CO/–

58A	
SECP6	404.5
–	–
–	–
–	–
E1	
5500	–
1400	–
6900	DD
–250	CO/–

60A	
SECP6	454
–	–
An	–
–	–
E1	
5500	–
1400	–
6900	DD
–150	CO/–

62A	
SECP6	499
–	–
–	–
–	–
E1	
5500	–
1400	–
6900	DD
–250	CO/–

64A	
SECP6	548.5
–	–
An	–
–	–
E1	
5500	–
1400	–
6900	DD
–150	CO/–

43A	
SECP6	062.5
–	–
An	–
–	–
E1	
5500	–
1400	–
6900	DD
–200	CO/–

45A	
SECP6	112
–	–
–	–
–	–
E1	
5500	–
1400	–
6900	DI
+200	CO/–

47A	
SECP6	161.5
–	–
–	–
–	–
E1	
5500	–
1400	–
6900	DD
–150	CO/–

49A	
SECP6	211
–	–
–	–
–	–
E1	
5500	–
1400	–
6900	DI
+250	CO/–

51A	
SECP6	256
–	–
–	–
–	–
E1	
5500	–
1400	–
6900	DI
0	CO/–

53A	
SECP6	305.5
–	–
–	–
–	–
E1	
5500	–
1400	–
6900	DI
+250	CO/–

55A	
SECP6	355
–	–
–	–
–	–
E1	
5500	–
1400	–
6900	DI
+150	CO/–

57A	
SECP6	404.5
–	–
–	–
–	–
E1	
5500	–
1400	–
6900	DI
+250	CO/–

59A	
SECP6	454
–	–
An	–
–	–
E1	
5500	–
1400	–
6900	DI
+150	CO/–

61A	
SECP6	499
–	–
–	–
–	–
E1	
5500	–
1400	–
6900	DI
+250	CO/–

63A	
61A	548.5
–	–
An	–
–	–
E1	
5500	–
1400	–
6900	DI
+150	CO/–

64	
H	581
–	–
–	–
–	–

E1	
5500	–
1400	–
6900	DD
−150	CO/–

66	
H	630.5
–	–
–	–
–	–

E1	
5500	–
1400	–
6900	DD
−250	CO/–

68	
H	680
–	–
–	–
–	–

E1	
5500	–
1400	–
6900	DD
−250	CO/–

70	
H	729.5
–	–
–	–
–	–

E1	
5500	–
1400	–
6900	DD
−150	CO/–

72	
H	774.5
–	–
–	–
–	–

E1	
5500	–
1400	–
6900	DD
−250	CO/–

74	
H	824
–	–
–	–
–	–

E1	
5500	–
1400	–
6900	DD
0	CO/–

76	
H	873.5
–	–
An	–
–	–

E1	
5500	–
1400	–
6900	DD
−250	CO/–

78	
H	923
–	–
–	–
–	–

E1	
5850	–
1450	–
7300	A
0	CO/–

E2	
5500	–
1400	–
6900	DI
+200	CO/–

80	
H	972.5
–	–
–	–
–	–

E1	
5500	–
1400	–
6900	DD
−200	CO/–

E2	
5850	–
1450	–
7300	A
0	CO/–

82	
H	017.5
–	–
An	–
–	–

E1	
5500	–
1400	–
6900	DI
+200	CO/–

84	
H	067
–	–
–	–
–	–

E1	
5500	–
1400	–
6900	DD
−200	CO/–

86	
H	116.5
–	–
–	–
–	–

E1	
5500	–
1400	–
6900	DI
+200	CO/–

63	
H	581
–	–
–	–
–	–

E1	
5500	–
1400	–
6900	DI
+150	CO/–

65	
H	630.5
–	–
–	–
–	–

E1	
5500	–
1400	–
6900	DI
+250	CO/–

67	
H	680
–	–
–	–
–	–

E1	
5500	–
1400	–
6900	DI
+250	CO/–

69	
H	729.5
–	–
–	–
–	–

E1	
5500	–
1400	–
6900	DI
+150	CO/–

71	
H	774.5
–	–
–	–
–	–

E1	
5500	–
1400	–
6900	DI
+250	CO/–

73	
H	824
–	–
–	–
–	–

E1	
5500	–
1400	–
6900	DI
0	CO/–

75	
H	873.5
–	–
An	–
–	–

E1	
5500	–
1400	–
6900	DI
+250	CO/–

77	
H	923
–	–
–	–
–	–

E1	
5850	–
1450	–
7300	A
0	CO/–

E2	
5500	–
1400	–
6900	DD
−200	CO/–

79	
H	972.5
–	–
–	–
–	–

E1	
5500	–
1400	–
6900	DI
+200	CO/–

E2	
5850	–
1450	–
7300	A
0	CO/–

81	
H	017.5
–	–
An	–
–	–

E1	
5500	–
1400	–
6900	DD
−200	CO/–

83	
H	067
–	–
–	–
–	–

E1	
5500	–
1400	–
6900	DI
+200	CO/–

85	
H	116.5
–	–
–	–
–	–

E1	
5500	–
1400	–
6900	DD
−200	CO/–


Ax pod metalic D=10.70m
km 209+689.47
km 209+649.912
209+600
209+700
209+800
209+900
210+000
210+100
SE44/6
SE43/6
SE46/5
SE48/5
SE47/5
SE50/5
SE54/5
SE56/5
SE58/5
SE60/5
SE62/5
CC Ic–1120 CP70+FC100
CC* IIc–1120 CP70+FC100
IIb–1165 CP70+FC100 CC
Ib–1165 CP70+FC100 CC*
CC* IVc–1214.5 CP70+FC100
CC IIIc–1214.5 CP70+FC100
IVb–1166 CP70+FC100 CC*
IIIb–1166 CP70+FC100 CC
ST
TS
CR
RA

84A	
H	985
–	–
–	–
–	–

E1	
5850	–
1450	–
7300	A
0	CO/–

E2	
5500	–
1400	–
6900	DI
+200	CO/–

86A	
H	034.5
–	–
–	–
–	–

E1	
5500	–
1400	–
6900	DD
−200	CO/–

E2	
5850	–
1450	–
7300	A
0	CO/–

66A	
SECP6	593.5
–	–
–	–
–	–

E1	
5500	–
1400	–
6900	DD
−250	CO/–

68A	
SECP6	634
–	–
–	–
–	–

E1	
5500	–
1400	–
6900	DD
−150	CO/–

70A	
SECP6	674.5
–	–
–	–
–	–

E1	
5500	–
1400	–
6900	DD
−250	CO/–

72A	
SECP6	719.5
–	–
–	–
–	–

E1	
5500	–
1400	–
6900	DD
−150	CO/–

74A	
SECP6	764.5
–	–
–	–
–	–

E1	
5500	–
1400	–
6900	DD
−250	CO/–

76A	
H	809.5
–	–
–	–
–	–

E1	
5500	–
1400	–
6900	DD
−50	CO/–

78A	
H	854.5
–	–
–	–
–	–

E1	
5500	–
1400	–
6900	DD
−250	CO/–

80A	
H	890.5
–	–
–	–
–	–

E1	
5500	–
1400	–
6900	DI
+200	CO/–

82A	
H	935.5
–	–
An	–
–	–

E1	
5500	–
1400	–
6900	DD
−200	CO/–

88A	
H	084
–	–
An	–
–	–

E1	
5500	–
1400	–
6900	DI
+200	CO/–

90A	
H	133.5
–	–
–	–
–	–

E1	
5500	–
1400	–
6900	DD
−200	CO/–

83A	
SECP6	985
–	–
–	–
–	–

E1	
5850	–
1450	–
7300	A
0	CO/–

E2	
5500	–
1400	–
6900	DD
−200	CO/–

85A	
SECP6	034.5
–	–
–	–
–	–

E1	
5500	–
1400	–
6900	DI
+200	CO/–

E2	
5850	–
1450	–
7300	A
0	CO/–

65A	
SECP6	593.5
–	–
–	–
–	–

E1	
5500	–
1400	–
6900	DI
+250	CO/–

67A	
SECP6	634
–	–
–	–
–	–

E1	
5500	–
1400	–
6900	DI
+150	CO/–

69A	
SECP6	674.5
–	–
–	–
–	–

E1	
5500	–
1400	–
6900	DI
+250	CO/–

71A	
SECP6	719.5
–	–
–	–
–	–

E1	
5500	–
1400	–
6900	DI
+150	CO/–

73A	
SECP6	764.5
–	–
–	–
–	–

E1	
5500	–
1400	–
6900	DI
+250	CO/–

75A	
SECP6	809.5
–	–
–	–
–	–

E1	
5500	–
1400	–
6900	DI
+50	CO/–

77A	
SECP6	854.5
–	–
–	–
–	–

E1	
5500	–
1400	–
6900	DI
+250	CO/–

79A	
SECP6	890.5
–	–
–	–
–	–

E1	
5500	–
1400	–
6900	DD
−200	CO/–

81A	
SECP6	935.5
–	–
An	–
–	–

E1	
5500	–
1400	–
6900	DI
+200	CO/–

87A	
SECP6	084
–	–
An	–
–	–

E1	
5500	–
1400	–
6900	DD
−200	CO/–

89A	
SECP6	133.5
–	–
–	–
–	–

E1	
5500	–
1400	–
6900	DI
+200	CO/–

88		90		92		94		96		98		100		102		104		106		108		110	
H	166	H	211	H	260.5	H	310	H	359.5	H	409	H	458.5	H	503.5	H	553	H	602.5	H	652	H	701.5
–	–	–	–	–	–	–	–	–	–	–	–	–	–	–	–	–	–	–	–	–	–	–	–
–	–	–	–	–	–	–	–	An	–	–	–	An	–	–	–	–	–	–	–	–	–	–	–
–	–	–	–	–	–	–	–	–	–	–	–	–	–	–	–	–	–	–	–	–	–	–	–

E1		E1		E1		E1		E1		E1		E1		E1		E1		E1		E1		E1	
5500	–	5500	–	5500	–	5500	–	5500	–	5500	–	5500	–	5500	–	5500	–	5500	–	5500	–	5500	–
1400	–	1400	–	1400	–	1400	–	1400	–	1400	–	1400	–	1400	–	1400	–	1400	–	1400	–	1400	–
6900	DD	6900	DI	6900	DD	6900	DI	6900	DD	6900	DI	6900	DD	6900	DI	6900	DD	6900	DI	6900	DD	6900	DI
−200	CO/−	+200	CO/−	−200	CO/−	+200	CO/−	−100	CO/−	+250	CO/−	−100	CO/−	+250	CO/−	−100	CO/−	+250	CO/−	−100	CO/−	+250	CO/−

87		89		91		93		95		97		99		101		103		105		107		109	
H	166	H	211	H	260.5	H	310	H	359.5	H	409	H	458.5	H	503.5	H	553	H	602.5	H	652	H	701.5
–	–	–	–	–	–	–	–	–	–	–	–	–	–	–	–	–	–	–	–	–	–	–	–
–	–	–	–	–	–	–	–	An	–	–	–	As	–	–	–	–	–	–	–	–	–	–	–
–	–	–	–	–	–	–	–	–	–	–	–	–	–	–	–	–	–	–	–	–	–	–	–

E1		E1		E1		E1		E1		E1		E1		E1		E1		E1		E1		E1	
5500	–	5500	–	5500	–	5500	–	5500	–	5500	–	5500	–	5500	–	5500	–	5500	–	5500	–	5500	–
1400	–	1400	–	1400	–	1400	–	1400	–	1400	–	1400	–	1400	–	1400	–	1400	–	1400	–	1400	–
6900	DI	6900	DD	6900	DI	6900	DD	6900	DI	6900	DD	6900	DI	6900	DD	6900	DI	6900	DD	6900	DI	6900	DD
+200	CO/−	−200	CO/−	+200	CO/−	−200	CO/−	+100	CO/−	−250	CO/−	+100	CO/−	−250	CO/−	+100	CO/−	−250	CO/−	+100	CO/−	−250	CO/−

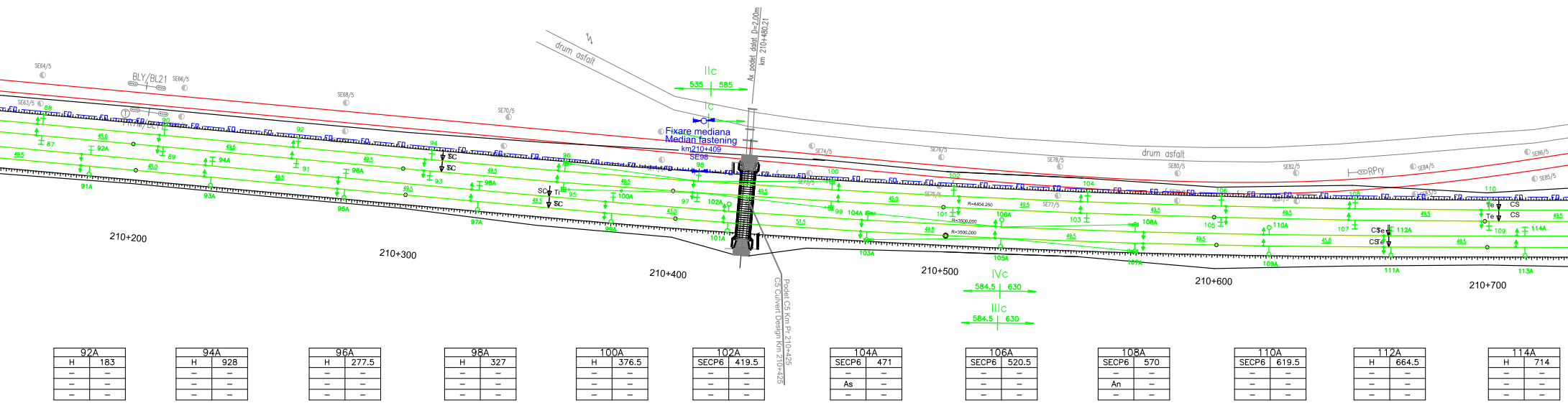

SE64/5
BLY/BL21
SE66/5
SE68/5
SE70/5
drum asfalt
IIc
535
585
Ic
Ax podet dalat D=2.00m
km 210+480.21
Fixare mediana
Median fastening
km210+409
SE98
SE74/5
SE76/5
SE78/5
drum asfalt
SE80/5
SE82/5
RPry
SE84/5
SE86/5
SE85/5
SC
Ti
CS
Te
R=4404.250
R=3500.000
210+200
210+300
210+400
210+500
210+600
210+700
Podet C5 Km Pr 210+425
C5 Culvert Design Km 210+425
IVc
584.5
630
IIIc
584.5
630

92A		94A		96A		98A		100A		102A		104A		106A		108A		110A		112A		114A	
H	183	H	928	H	277.5	H	327	H	376.5	SECP6	419.5	SECP6	471	SECP6	520.5	SECP6	570	SECP6	619.5	H	664.5	H	714
–	–	–	–	–	–	–	–	–	–	–	–	–	–	–	–	–	–	–	–	–	–	–	–
–	–	–	–	–	–	–	–	–	–	–	–	As	–	–	–	An	–	–	–	–	–	–	–
–	–	–	–	–	–	–	–	–	–	–	–	–	–	–	–	–	–	–	–	–	–	–	–

E1		E1		E1		E1		E1		E1		E1		E1		E1		E1		E1		E1	
5500	–	5500	–	5500	–	5500	–	5500	–	5500	–	5500	–	5500	–	5500	–	5500	–	5500	–	5500	–
1400	–	1400	–	1400	–	1400	–	1400	–	1400	–	1400	–	1400	–	1400	–	1400	–	1400	–	1400	–
6900	DI	6900	DD	6900	DI	6900	DD	6900	DI	6900	DI	6900	DI	6900	DI	6900	DI	6900	DI	6900	DI	6900	DD
+200	CO/−	−200	CO/−	+200	CO/−	−200	CO/−	+250	CO/−	−50	CO/−	+250	CO/−	−50	CO/−	+250	CO/−	−50	CO/−	+250	CO/−	−200	CO/−

91A		93A		95A		97A		99A		101A		103A		105A		107A		109A		111A		113A	
SECP6	183	SECP6	928	SECP6	277.5	SECP6	327	SECP6	376.5	SECP6	419.5	SECP6	471	SECP6	520.5	SECP6	570	SECP6	619.5	SECP6	664.5	SECP6	714
–	–	–	–	–	–	–	–	–	–	–	–	–	–	–	–	–	–	–	–	–	–	–	–
–	–	–	–	–	–	–	–	–	–	–	–	An	–	–	–	An	–	–	–	–	–	–	–
–	–	–	–	–	–	–	–	–	–	–	–	–	–	–	–	–	–	–	–	–	–	–	–

E1		E1		E1		E1		E1		E1		E1		E1		E1		E1		E1		E1	
5500	–	5500	–	5500	–	5500	–	5500	–	5500	–	5500	–	5500	–	5500	–	5500	–	5500	–	5500	–
1400	–	1400	–	1400	–	1400	–	1400	–	1400	–	1400	–	1400	–	1400	–	1400	–	1400	–	1400	–
6900	DD	6900	DI	6900	DD	6900	DI	6900	DD	6900	DD	6900	DD	6900	DD	6900	DD	6900	DD	6900	DD	6900	DI
−200	CO/−	+200	CO/−	−200	CO/−	+200	CO/−	−250	CO/−	+50	CO/−	−250	CO/−	+50	CO/−	−250	CO/−	+50	CO/−	−250	CO/−	+200	CO/−

112		114		116		118		120		122		124		126		128		130		132		134	
H	751	H	796	H	845.5	H	895	H	944.5	H	994	H	039	H	088.5	H	138	H	187.5	H	237	H	282
–	–	–	–	–	–	–	–	–	–	–	–	–	–	–	–	–	–	–	–	–	–	–	–
–	–	–	–	An	–	–	–	–	–	An	–	–	–	–	–	–	–	–	–	An	–	–	–
–	–	–	–	–	–	–	–	–	–	–	–	–	–	–	–	–	–	–	–	–	–	–	–
E1		E1		E1		E1		E1		E1		E1		E1		E1		E1		E1		E1	
5500	–	5500	–	5500	–	5850	–	5500	–	5500	–	5500	–	5500	–	5500	–	5500	–	5500	–	5500	–
1400	–	1400	–	1400	–	1450	–	1400	–	1400	–	1400	–	1400	–	1400	–	1400	–	1400	–	1400	–
6900	DD	6900	DI	6900	DD	7300	A	6900	DD	6900	DI	6900	DI	6900	DI	6900	DI	6900	DI	6900	DI	6900	DI
−200	CO/−	+200	CO/−	−200	CO/−	0	CO/−	−200	CO/−	+250	CO/−	−50	CO/−	+250	CO/−	+150	CO/−	+250	CO/−	+150	CO/−	+250	CO/−
						E2		E2															
						5500	–	5500	–														
						1400	–	1450	–														
						6900	DI	7300	A														
						+200	CO/−	0	CO/−														

111		113		115		117		119		121		123		125		127		129		131		133	
H	751	H	796	H	845.5	H	895	H	944.5	H	994	H	039	H	088.5	H	138	H	187.5	H	237	H	282
–	–	–	–	–	–	–	–	–	–	–	–	–	–	–	–	–	–	–	–	–	–	–	–
–	–	–	–	An	–	–	–	–	–	An	–	–	–	–	–	–	–	–	–	An	–	–	–
–	–	–	–	–	–	–	–	–	–	–	–	–	–	–	–	–	–	–	–	–	–	–	–
E1		E1		E1		E1		E1		E1		E1		E1		E1		E1		E1		E1	
5500	–	5500	–	5500	–	5850	–	5500	–	5500	–	5500	–	5500	–	5500	–	5500	–	5500	–	5500	–
1400	–	1400	–	1400	–	1450	–	1400	–	1400	–	1400	–	1400	–	1400	–	1400	–	1400	–	1400	–
6900	DI	6900	DD	6900	DI	7300	A	6900	DI	6900	DD	6900	DD	6900	DD	6900	DD	6900	DD	6900	DD	6900	DD
+200	CO/−	−200	CO/−	+200	CO/−	0	CO/−	+200	CO/−	−250	CO/−	+50	CO/−	−250	CO/−	−150	CO/−	−250	CO/−	−150	CO/−	−250	CO/−
						E2		E2															
						5500	–	5850	–														
						1400	–	1450	–														
						6900	DD	7300	A														
						−200	CO/−	0	CO/−														

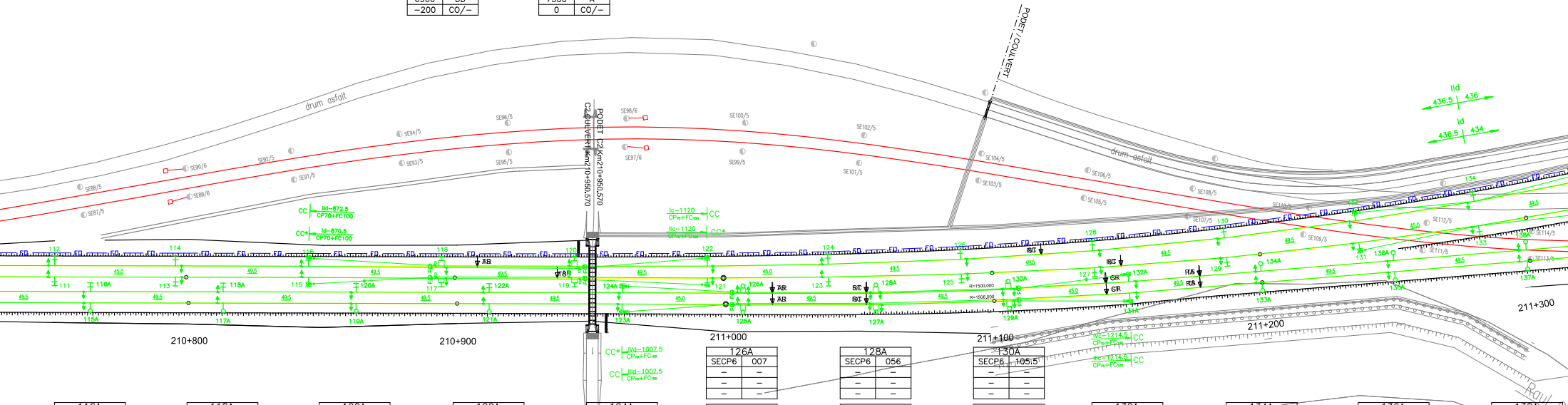
PODET / CULVERT
drum asfalt
drum asfalt
PODET C2 Km210+950.570
C2 CULVERT Km210+950.570
CC ld−872.5 CP70+FC100
CC* ld−870.5 CP70+FC100
lc−1120 CP70+FC100 CC
llc−1120 CP70+FC100 CC*
CC* IVd−1007.5 CP70+FC100
CC IIId−1007.5 CP70+FC100
IVc−1214.5 CP70+FC100 CC
IIIc−1214.5 CP70+FC100 CC
lld 436.5 436
ld 436.5 434
210+800
210+900
211+000
211+100
211+200
211+300
Raul Olt
Raul Olt
R=1500.000
R=1506.000
111
112
113
114
115
116
117
118
119
120
121
122
123
124
125
126
127
128
129
130
131
132
133
134
115A
116A
117A
118A
119A
120A
121A
122A
123A
124A
125A
126A
127A
128A
129A
130A
131A
132A
133A
134A
135A
136A
137A
138A
49.5
45.0

116A		118A		120A		122A		124A		126A		128A		130A		132A		134A		136A		138A	
H	763.5	H	813	H	862.5	H	912	H	961.5	SECP6	007	SECP6	056	SECP6	105.5	SECP6	150.5	SECP6	200	SECP6	249.5	SECP6	299
–	–	–	–	–	–	–	–	–	–	–	–	–	–	–	–	–	–	–	–	–	–	–	–
–	–	–	–	–	–	–	–	As	–	–	–	–	–	–	–	An	–	–	–	–	–	–	–
–	–	–	–	–	–	–	–	–	–	–	–	–	–	–	–	–	–	–	–	–	–	–	–
E1		E1		E1		E1		E1		E1		E1		E1		E1		E1		E1		E1	
5500	–	5500	–	5500	–	5500	–	5500	–	6000	–	5500	–	5500	–	5500	–	5500	–	5500	–	5500	–
1400	–	1400	–	1400	–	1400	–	1400	–	1300	–	1300	–	1400	–	1400	–	1400	–	1400	–	1400	–
6900	DI	6900	DD	6900	DI	6900	DD	6900	DI	7300	A	6800	DI	6900	DI	6900	DI	6900	DI	6900	DI	6900	DD
+200	CO/−	−200	CO/−	+200	CO/−	−200	CO/−	+200	CO/−	−350	CO/−	+150	CO/−	+250	CO/−	+200	CO/−	−150	CO/−	+200	CO/−	−200	CO/−
										E2		E2		E2									
										5500	–	5500	–	6000	–								
										1400	–	2000	–	1300	–								
										6900	DD	7500	DI	7300	A								
										−150	CO/−	+350	CO/−	+450	CO/−								

115A		117A		119A		121A		123A		125A		127A		129A		131A		133A		135A		137A	
SECP6	763.5	SECP6	813	SECP6	862.5	SECP6	912	SECP6	961.5	SECP6	007	SECP6	056	SECP6	105.5	SECP6	150.5	SECP6	200	SECP6	249.5	SECP6	299
–	–	–	–	–	–	–	–	–	–	–	–	–	–	–	–	–	–	–	–	–	–	–	–
–	–	–	–	–	–	–	–	As	–	–	–	–	–	–	–	An	–	–	–	–	–	–	–
–	–	–	–	–	–	–	–	–	–	–	–	–	–	–	–	–	–	–	–	–	–	–	–
E1		E1		E1		E1		E1		E1		E1		E1		E1		E1		E1		E1	
5500	–	5500	–	5500	–	5500	–	5500	–	6000	–	5500	–	5500	–	5500	–	5500	–	5500	–	5500	–
1400	–	1400	–	1400	–	1400	–	1400	–	1300	–	2000	–	1400	–	1400	–	1400	–	1400	–	1400	–
6900	DD	6900	DI	6900	DD	6900	DI	6900	DD	7300	A	7500	DD	6900	DD	6900	DD	6900	DD	6900	DD	6900	DI
−200	CO/−	+200	CO/−	−200	CO/−	+200	CO/−	−200	CO/−	+350	CO/−	−150	CO/−	−250	CO/−	−200	CO/−	+150	CO/−	−200	CO/−	+200	CO/−
										E2		E2		E2									
										5500	–	5500	–	6000	–								
										1400	–	1300	–	1300	–								
										6900	DI	6800	DD	6900	A								
										+150	CO/−	−350	CO/−	−450	CO/−								

136	
H	331.5
–	–
An	–
–	–

E1	
5500	–
1400	–
6900	DI
+150	CO/–

138	
H	381
–	–
–	–
–	–

E1	
5500	–
1400	–
6900	DI
+250	CO/–

140	
H	430.5
–	–
–	–
–	–

E1	
5500	–
1400	–
6900	DI
+150	CO/–

142	
H	480
–	–
–	–
–	–

E1	
5500	–
1400	–
6900	DI
+250	CO/–

144	
H	525
–	–
–	–
–	–

E1	
5500	–
1400	–
6900	DI
+150	CO/–

146	
H	574.5
–	–
As	–
–	–

E1	
5500	–
1400	–
6900	DI
+250	CO/–

148	
H	610.5
–	–
–	–
–	–

E1	
6000	–
1300	–
7300	A
–100	CPS/–

E2	
5500	–
1400	–
6900	DI
+100	CPS/–

150	
H	647
–	–
–	–
–	–

E1	
5500	–
1300	–
6800	DI
+150	CPS/–

E2	
5500	–
2000	–
7500	DI
+350	CPS/–

152	
H	683.5
–	–
–	–
–	–

E1	
5500	–
1400	–
6900	DI
+200	CPS/–

E2	
6000	–
1300	–
7300	A
+400	CPS/–

154	
H	720
–	–
As	–
–	–

E1	
5500	–
1400	–
6900	DI
+150	CO/–

141	
H	480
–	–
–	–
–	–

E1	
5500	–
1400	–
6900	DD
–250	CO/–

143	
H	525
–	–
–	–
–	–

E1	
5500	–
1400	–
6900	DD
–150	CO/–

145	
H	572
–	–
As	–
–	–

E1	
5500	–
1400	–
6900	DD
–250	CO/–

135	
H	331.5
–	–
An	–
–	–

E1	
5500	–
1400	–
6900	DD
–150	CO/–

137	
H	381
–	–
–	–
–	–

E1	
5500	–
1400	–
6900	DD
–250	CO/–

139	
H	430.5
–	–
–	–
–	–

E1	
5500	–
1400	–
6900	DD
–150	CO/–

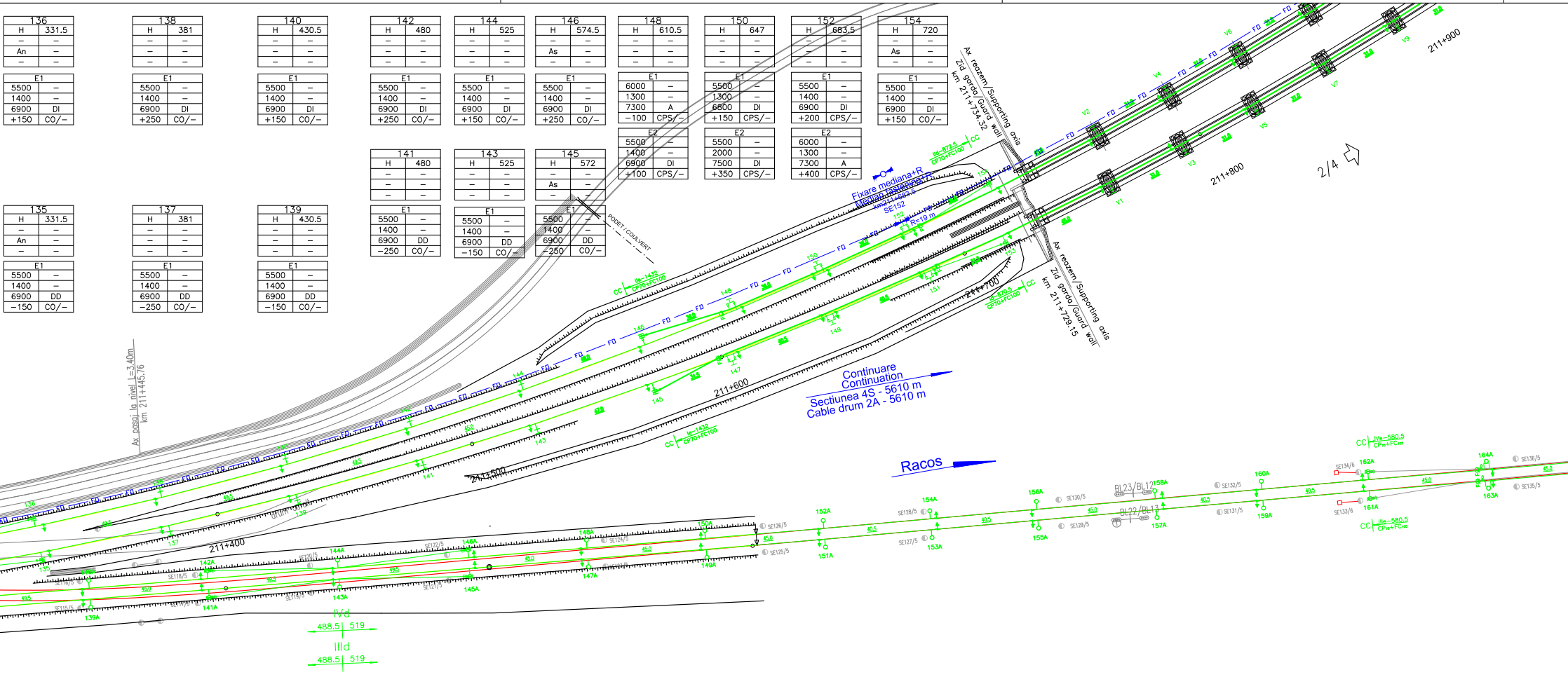
Ax reazem/Supporting axis
Zid garda/Guard wall
km 211+734.32
Ax reazem/Supporting axis
Zid garda/Guard wall
km 211+729.15
PODET / COULVERT
Fixare mediana+R
Median fastening+R
km211+683.5
SE152
R=19 m
lld–872.5
CP70+FC100
CC
lle–1432
CP70+FC100
lle–870.5
CP70+FC100
211+900
211+800
211+700
211+600
211+500
211+400
2/4
Continuare
Continuation
Sectiunea 4S - 5610 m
Cable drum 2A - 5610 m
Racos
Ax pasaj la nivel L=3.40m
km 211+445.76
V1
V2
V3
V4
V5
V6
V7
V8
FD
135
136
137
138
139
140
141
142
143
144
145
146
147
148
149
150
151
152
153
139A
140A
141A
142A
143A
144A
145A
146A
147A
148A
149A
150A
151A
152A
153A
154A
155A
156A
157A
158A
159A
160A
161A
162A
163A
164A
BL23/BL12
BL22/BL13
IIe–580.5
CP70+FC100
IVd
488.5 519
IIId
488.5 519

140A	
SECP6	348.5
–	–
–	–
–	–

E1	
5500	–
1400	–
6900	DI
+200	CO/–

142A	
SECP6	393.5
–	–
An	–
–	–

E1	
5500	–
1400	–
6900	DD
–200	CO/–

144A	
SECP6	443
–	–
–	–
–	–

E1	
5500	–
1400	–
6900	DI
+200	CO/–

146A	
SECP6	492.5
–	–
An	–
–	–

E1	
5500	–
1400	–
6900	DD
–200	CO/–

148A	
SECP6	537.5
–	–
–	–
–	–

E1	
5500	–
1400	–
6900	DI
+200	CO/–

150A	
SECP6	582.5
–	–
–	–
–	–

E1	
5500	–
1400	–
6900	DD
–200	CO/–

152A	
SECP6	627.5
–	–
–	–
–	–

E1	
5500	–
1400	–
6900	DI
+200	CO/–

154A	
SECP6	668
–	–
–	–
–	–

E1	
5500	–
1400	–
6900	DD
–200	CO/–

156A	
SECP6	708.5
–	–
–	–
–	–

E1	
5500	–
1400	–
6900	DI
+200	CO/–

158A	
SECP6	753.5
–	–
–	–
–	–

E1	
5500	–
1400	–
6900	DD
–200	CO/–

160A	
SECP6	794
–	–
–	–
–	–

E1	
5500	–
1400	–
6900	DI
+200	CO/–

162A	
SECP6	834.5
–	–
An	–
–	–

E1	
5500	–
1400	–
6900	DD
–200	CO/–

164A	
SECP6	879.5
–	–
–	–
–	–

E1	
5850	–
1450	–
7300	A
0	CO/–

E2	
5500	–
1400	–
6900	DI
+200	CO/–

139A	
SECP6	348.5
–	–
–	–
–	–

E1	
5500	–
1400	–
6900	DD
–200	CO/–

141A	
SECP6	393.5
–	–
An	–
–	–

E1	
5500	–
1400	–
6900	DI
+200	CO/–

143A	
SECP6	443
–	–
–	–
–	–

E1	
5500	–
1400	–
6900	DD
–200	CO/–

145A	
SECP6	492.5
–	–
An	–
–	–

E1	
5500	–
1400	–
6900	DI
+200	CO/–

147A	
SECP6	537.5
–	–
–	–
–	–

E1	
5500	–
1400	–
6900	DD
–200	CO/–

149A	
SECP6	582.5
–	–
–	–
–	–

E1	
5500	–
1400	–
6900	DI
+200	CO/–

151A	
SECP6	627.5
–	–
–	–
–	–

E1	
5500	–
1400	–
6900	DD
–200	CO/–

153A	
SECP6	668
–	–
–	–
–	–

E1	
5500	–
1400	–
6900	DI
+200	CO/–

155A	
SECP6	708.5
–	–
–	–
–	–

E1	
5500	–
1400	–
6900	DD
–200	CO/–

157A	
SECP6	753.5
–	–
–	–
–	–

E1	
5500	–
1400	–
6900	DI
+200	CO/–

159A	
SECP6	794
–	–
–	–
–	–

E1	
5500	–
1400	–
6900	DD
–200	CO/–

161A	
SECP6	834.5
–	–
An	–
–	–

E1	
5500	–
1400	–
6900	DI
+200	CO/–

163A	
SECP6	879.5
–	–
–	–
–	–

E1	
5850	–
1450	–
7300	A
0	CO/–

E2	
5500	–
1400	–
6900	DD
–200	CO/–

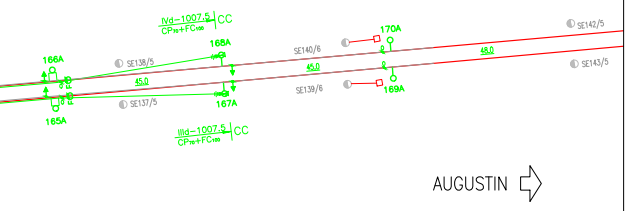
IVd-1007.5
CP70+FC100
CC
168A
170A
166A
SE138/5
SE140/6
SE142/5
45.0
45.0
48.0
SE143/5
SE137/5
SE139/6
165A
167A
169A
IIId-1007.5
CP70+FC100
CC
AUGUSTIN

166A	
SECP6	924.5
–	–
–	–
–	–

E1	
5500	–
1400	–
6900	DD
–200	CO/–

E2	
5850	–
1450	–
7300	A
0	CO/–

168A	
SECP6	969.5
–	–
An	–
–	–

E1	
5500	–
1400	–
6900	DI
+200	CO/–

170A	
SECP6	014.5
–	–
–	–
–	–

E1	
5500	–
1400	–
6900	DD
0	CO/–

165A	
SECP6	924.5
–	–
–	–
–	–

E1	
5500	–
1400	–
6900	DI
+200	CO/–

E2	
5850	–
1450	–
7300	A
0	CO/–

167A	
SECP6	969.5
–	–
An	–
–	–

E1	
5500	–
1400	–
6900	DD
–200	CO/–

169A	
SECP6	014.5
–	–
–	–
–	–

E1	
5500	–
1400	–
6900	DI
0	CO/–

LEGENDA
LEGEND

CTM	◇	Camereta cu mufa de jonctiune Handhole with junction box
CTM	◇◇	Camereta cu rezerva Handhole with cable reserve
CT	▢	Camera de tragere cu mufa de jonctiune Manhole with junction box
CT	▢	Camera de tragere cu rezerva Manhole with cable reserve
CTS	□	Camera de tragere speciala pentru subtraversare Special manhhole for undercrossing
	▶○◀	Fixare mediana Median fastening
	○◇	Fixare terminala Terminal fastening
	— FO —	Cablu cu fibre optice aerian Aerial optical fiber cable
	— FO —	Cablu cu fibre optice subteran Underground optical fiber cable
		Teava PVC Φ 110 mm / canal metalic PVC pipe Φ 110 mm / metallic chanel
	— FO —	Cablu cu fibre optice special pentru tunel protejat in duct HDPE Φ 40 mm instalat in conductele pentru cabluri din tunel Special OF cable for tunnels proteated in HDPE duct Φ 40 mm installed in tunnel pipes

Indice Index	Data Date	Modificare Modification/Revision	Proiectant Designer	Aprobat Consultant Approved Consultant	Aprobat CFR Approved CFR

GUVERNUL ROMANIEI
ROMANIAN GOVERNMENT

PROIECT FINANȚAT DE UNIUNEA EUROPEANĂ
EUROPEAN UNION FINANCED PROJECT

CLIENT / CLIENT

C.N.C.F. "C.F.R." - S.A.

CONSULTANT / CONSULTANT

			Data Date	Semnătură Signature
Aprobat Approved	Şef proiect Project manager	R. Liuzza		
Aprobat Approved	Coordonator Secțiune 1 Section 1 Coordinator	C. Gambelli		
Verificat Checked	Expert Verificator Checking Expert	Pino Amodio		

SUBCONTRACTANT / SUBCONTRACTOR

Aprobat Approved	Responsabil Subcontractant Subcontractor Responsible	A. Stanciu - Dinulescu		
Întocmit Elaborated	Proiectant Designer	Gabriela Trifan	02.2012	Trifan

Reabilitarea liniei de cale ferata Braşov - Simeria, parte componentă a coridorului IV Pan European, pentru circulația trenurilor cu viteza maximă de 160 km/h,
Tronsonul : Braşov - Sighişoara
Rehabilitation of the railway line Braşov - Simeria, component Part of the IV Pan-European Corridor, for the trains circulation with maximum speed of 160 km/h,
Section : Braşov - Sighişoara

Proiect/Project
2004/RO/16/P/PA/003

Faza / Phase:
P.Th. / T.D.

Denumire desen / Drawing Title :

Interval - APATA-RACOS - Section
CABLU CU FIBRE OPTICE (Cablul 1)
Plan de situatie
FIBER OPTIC CABLE (cable 1)
Layout Plan

Codificare / Codification System	Scara / Scale 1:1000	LOT / LOT	Nr. / No 01 / 04

E A 5 1 | 0 1 | E | 1 0 | L 7 | S E | 0 3 | 7 | 7 | 0 0 1 | 1