S532		S534		S536	
–	539	–	559	–	579
–	–	–	–	–	–
–	–	–	–	–	–
–	–	–	–	–	–

E1		E1		E1	
–	–	–	–	–	–
–	–	–	–	–	–
–	DD	–	DD	–	DD
-50	CP/–	-150	CP/–	-50	CP/–

S544		S546		S548	
–	659	–	679	–	699
–	–	–	–	–	–
–	–	–	–	–	–
–	–	–	–	–	–

E1		E1		E1	
–	–	–	–	–	–
–	–	–	–	–	–
–	DD	–	DD	–	DD
-50	CP/–	-150	CP/–	-50	CP/–

S556		S558		S560	
–	779	–	799	–	819
–	–	–	–	–	–
–	–	–	–	–	–
–	–	–	–	–	–

E1		E1		E1	
–	–	–	–	–	–
–	–	–	–	–	–
–	DD	–	DD	–	DD
-50	CP/–	-150	CP/–	-50	CP/–

S568	
–	899
–	–
–	–
–	–

E1	
–	–
–	–
–	DD
-50	CP/–

S526		S528		S530	
–	479	–	499	–	519
–	–	–	–	–	–
–	–	–	–	–	–
–	–	–	–	–	–

E1		E1		E1	
–	–	–	–	–	–
–	–	–	–	–	–
–	DD	–	DD	–	DD
-50	CP/–	-150	CP/–	-50	CP/–

S538		S540		S542	
–	599	–	619	–	639
–	–	–	–	–	–
–	–	–	–	–	–
–	–	–	–	–	–

E1		E1		E1	
–	–	–	–	–	–
–	–	–	–	–	–
–	DD	–	DD	–	DD
-50	CP/–	-150	CP/–	-50	CP/–

S550		S552		S554	
–	719	–	739	–	759
–	–	–	–	–	–
–	–	–	–	–	–
–	–	–	–	–	–

E1		E1		E1	
–	–	–	–	–	–
–	–	–	–	–	–
–	DD	–	DD	–	DD
-50	CP/–	-150	CP/–	-50	CP/–

S562		S564		S566	
–	839	–	859	–	879
–	–	–	–	–	–
–	–	–	–	–	–
–	–	–	–	–	–

E1		E1		E1	
–	–	–	–	–	–
–	–	–	–	–	–
–	DD	–	DD	–	DD
-50	CP/–	-150	CP/–	-50	CP/–

⇦ 3/4

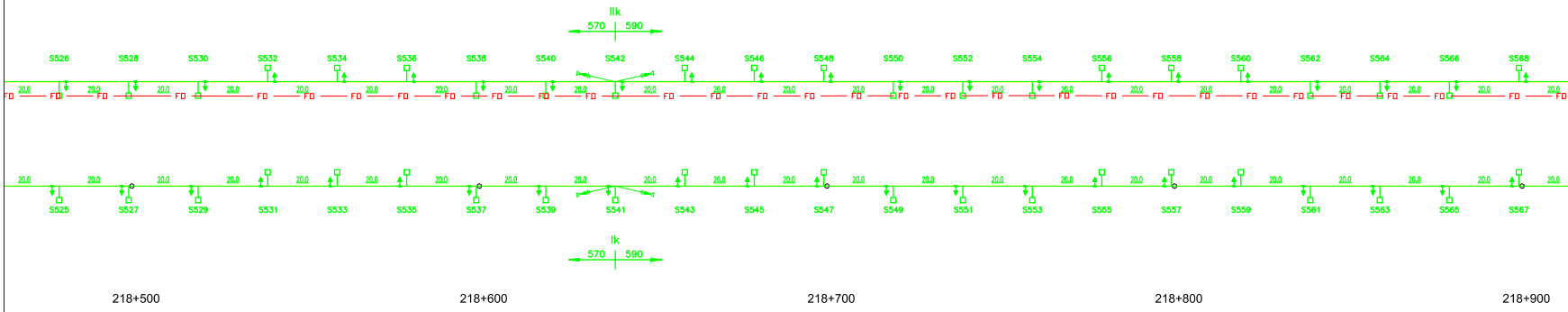
Ilk
570
590
S526
S528
S530
S532
S534
S536
S538
S540
S542
S544
S546
S548
S550
S552
S554
S556
S558
S560
S562
S564
S566
S568
20.0
FD
S525
S527
S529
S531
S533
S535
S537
S539
S541
S543
S545
S547
S549
S551
S553
S555
S557
S559
S561
S563
S565
S567
Ik
570
590
218+500
218+600
218+700
218+800
218+900

S531		S533		S535	
–	539	–	559	–	579
–	–	–	–	–	–
–	–	–	–	–	–
–	–	–	–	–	–

E1		E1		E1	
–	–	–	–	–	–
–	–	–	–	–	–
–	DD	–	DD	–	DD
-50	CP/–	-150	CP/–	-50	CP/–

S543		S545		S547	
–	659	–	679	–	699
–	–	–	–	–	–
–	–	–	–	–	–
–	–	–	–	–	–

E1		E1		E1	
–	–	–	–	–	–
–	–	–	–	–	–
–	DD	–	DD	–	DD
-50	CP/–	-150	CP/–	-50	CP/–

S555		S557		S559	
–	779	–	799	–	719
–	–	–	–	–	–
–	–	–	–	–	–
–	–	–	–	–	–

E1		E1		E1	
–	–	–	–	–	–
–	–	–	–	–	–
–	DD	–	DD	–	DD
-50	CP/–	-150	CP/–	-50	CP/–

S567		S569	
–	899	–	919
–	–	–	–
–	–	–	–
–	–	–	–

E1		E1	
–	–	–	–
–	–	–	–
–	DD	–	DD
-50	CP/–	-150	CP/–

S525		S527		S529	
–	479	–	499	–	519
–	–	–	–	–	–
–	–	–	–	–	–
–	–	–	–	–	–

E1		E1		E1	
–	–	–	–	–	–
–	–	–	–	–	–
–	DD	–	DD	–	DD
-50	CP/–	-150	CP/–	-50	CP/–

S537		S539		S541	
–	599	–	619	–	639
–	–	–	–	–	–
–	–	–	–	–	–
–	–	–	–	–	–

E1		E1		E1	
–	–	–	–	–	–
–	–	–	–	–	–
–	DD	–	DD	–	DD
-50	CP/–	-150	CP/–	-50	CP/–

S549		S551		S553	
–	719	–	739	–	759
–	–	–	–	–	–
–	–	–	–	–	–
–	–	–	–	–	–

E1		E1		E1	
–	–	–	–	–	–
–	–	–	–	–	–
–	DD	–	DD	–	DD
-50	CP/–	-150	CP/–	-50	CP/–

S561		S563		S565	
–	839	–	859	–	879
–	–	–	–	–	–
–	–	–	–	–	–
–	–	–	–	–	–

E1		E1		E1	
–	–	–	–	–	–
–	–	–	–	–	–
–	DD	–	DD	–	DD
-50	CP/–	-150	CP/–	-50	CP/–

S570		S572		S580		S582		S584		S586		S588		S588A		S590		S590A		S608		S610		S612	
–	919	–	939	–	019	–	039	–	059	–	079	–	098.5	–	100	–	118.5	–	120	–	300.5	–	320.5	–	340.5
–	–	–	–	–	–	–	–	–	–	–	–	–	–	–	–	–	–	–	–	–	–	–	–	–	–
–	–	–	–	–	–	–	–	–	–	–	–	–	–	–	–	–	–	–	–	–	–	–	–	–	–
–	–	–	–	–	–	–	–	–	–	–	–	–	–	–	–	–	–	–	–	–	–	–	–	–	–
E1		E1		E1		E1		E1		E1		E1		E1		E1		E1		E1		E1		E1	
–	–	–	–	–	–	–	–	–	–	–	–	–	–	–	–	–	–	–	–	–	–	–	–	–	–
–	–	–	–	–	–	–	–	–	–	–	–	–	–	–	–	–	–	–	–	–	–	–	–	–	–
–	DD	–	DD	–	DD	–	DD	–	DD	–	DD	–	A	–	DD	–	A	–	DD	–	DD	–	DD	–	DD
-150	CP/–	-50	CP/–	-50	CP/–	-150	CP/–	-50	CP/–	-50	CP/–	-50	CP/–	-150	CP/–	-50	CP/–	-50	CP/–	-50	CP/–	-150	CP/–	-50	CP/–

S574		S576		S578		S592		S592A		S594		S594A		S596		S596A		S614		S616	
–	959	–	979	–	999	–	138.5	–	140	–	158.5	–	160	–	178.5	–	180	–	360.5	–	380.5
–	–	–	–	–	–	–	–	–	–	–	–	–	–	–	–	–	–	–	–	–	–
–	–	–	–	–	–	–	–	–	–	–	–	–	–	–	–	–	–	–	–	–	–
–	–	–	–	–	–	–	–	–	–	–	–	–	–	–	–	–	–	–	–	–	–
E1		E1		E1		E1		E1		E1		E1		E1		E1		E1		E1	
–	–	–	–	–	–	–	–	–	–	–	–	–	–	–	–	–	–	–	–	–	–
–	–	–	–	–	–	–	–	–	–	–	–	–	–	–	–	–	–	–	–	–	–
–	DD	–	DD	–	DD	–	DD	–	DD	–	DD	–	DD	–	DD	–	DD	–	DD	–	DD
-50	CP/–	-150	CP/–	-50	CP/–	-150	CP/–	-50	CP/–	-50	CP/–	-50	CP/–	-50	CP/–	-150	CP/–	-50	CP/–	-150	CP/–

S598		S598A		S600		S600A		S602		S604		S606	
–	198.5	–	200	–	218.5	–	220	–	239.5	–	260.5	–	280.5
–	–	–	–	–	–	–	–	–	–	–	–	–	–
–	–	–	–	–	–	–	–	–	–	–	–	–	–
–	–	–	–	–	–	–	–	–	–	–	–	–	–
E1		E1		E1		E1		E1		E1		E1	
–	–	–	–	–	–	–	–	–	–	–	–	–	–
–	–	–	–	–	–	–	–	–	–	–	–	–	–
–	DD	–	A	–	DD	–	A	–	DD	–	DD	–	DD
-50	CP/–	-50	CP/–	-150	CP/–	-50	CP/–	-50	CP/–	-50	CP/–	-150	CP/–

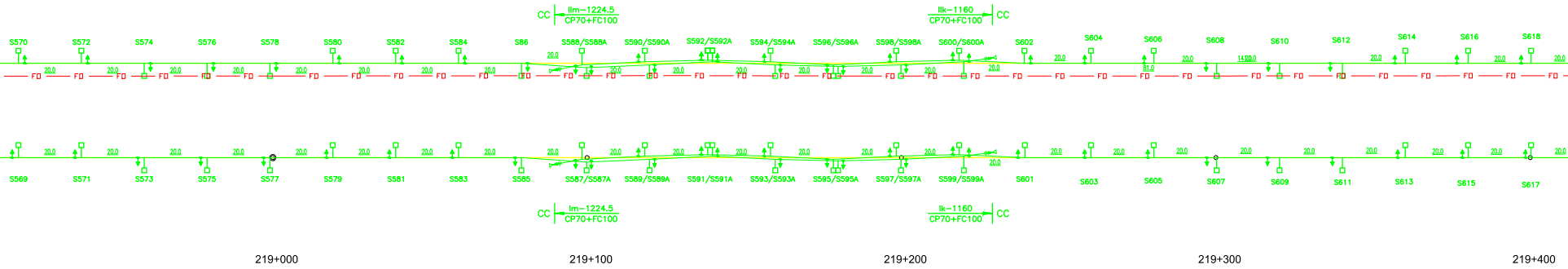
CC
llm-1224.5
CP70+FC100
llk-1160
CP70+FC100
CC
S570
S572
S574
S576
S578
S580
S582
S584
S586
S588/S588A
S590/S590A
S592/S592A
S594/S594A
S596/S596A
S598/S598A
S600/S600A
S602
S604
S606
S608
S610
S612
S614
S616
S618
20.0
FD
S569
S571
S573
S575
S577
S579
S581
S583
S585
S587/S587A
S589/S589A
S591/S591A
S593/S593A
S595/S595A
S597/S597A
S599/S599A
S601
S603
S605
S607
S609
S611
S613
S615
S617
CC
lm-1224.5
CP70+FC100
lk-1160
CP70+FC100
CC
219+000
219+100
219+200
219+300
219+400

S585		S587		S587A		S589		S589A	
–	079	–	098.5	–	100	–	118.5	–	120
–	–	–	–	–	–	–	–	–	–
–	–	–	–	–	–	–	–	–	–
–	–	–	–	–	–	–	–	–	–
E1		E1		E1		E1		E1	
–	–	–	–	–	–	–	–	–	–
–	–	–	–	–	–	–	–	–	–
–	DD	–	A	–	DD	–	A	–	DD
-50	CP/–	-50	CP/–	-150	CP/–	-50	CP/–	-50	CP/–

S571		S579		S581		S583		S591		S591A		S593		S593A		S595		S595A		S603		S605		S613		S615	
–	939	–	019	–	039	–	059	–	138.5	–	140	–	158.5	–	160	–	178.5	–	180	–	260.5	–	280.5	–	360.5	–	380.5
–	–	–	–	–	–	–	–	–	–	–	–	–	–	–	–	–	–	–	–	–	–	–	–	–	–	–	–
–	–	–	–	–	–	–	–	–	–	–	–	–	–	–	–	–	–	–	–	–	–	–	–	–	–	–	–
–	–	–	–	–	–	–	–	–	–	–	–	–	–	–	–	–	–	–	–	–	–	–	–	–	–	–	–
E1		E1		E1		E1		E1		E1		E1		E1		E1		E1		E1		E1		E1		E1	
–	–	–	–	–	–	–	–	–	–	–	–	–	–	–	–	–	–	–	–	–	–	–	–	–	–	–	–
–	–	–	–	–	–	–	–	–	–	–	–	–	–	–	–	–	–	–	–	–	–	–	–	–	–	–	–
–	DD	–	DD	–	DD	–	DD	–	DD	–	DD	–	DD	–	DD	–	DD	–	DD	–	DD	–	DD	–	DD	–	DD
-50	CP/–	-50	CP/–	-150	CP/–	-50	CP/–	-150	CP/–	-50	CP/–	-50	CP/–	-50	CP/–	-50	CP/–	-150	CP/–	-50	CP/–	-150	CP/–	-50	CP/–	-150	CP/–

S573		S575		S577		S597		S597A		S599		S599A		S601		S607		S609		S611	
–	959	–	979	–	999	–	198.5	–	200	–	218.5	–	220	–	239.5	–	300.5	–	320.5	–	340.5
–	–	–	–	–	–	–	–	–	–	–	–	–	–	–	–	–	–	–	–	–	–
–	–	–	–	–	–	–	–	–	–	–	–	–	–	–	–	–	–	–	–	–	–
–	–	–	–	–	–	–	–	–	–	–	–	–	–	–	–	–	–	–	–	–	–
E1		E1		E1		E1		E1		E1		E1		E1		E1		E1		E1	
–	–	–	–	–	–	–	–	–	–	–	–	–	–	–	–	–	–	–	–	–	–
–	–	–	–	–	–	–	–	–	–	–	–	–	–	–	–	–	–	–	–	–	–
–	DD	–	DD	–	DD	–	DD	–	A	–	DD	–	A	–	DD	–	DD	–	DD	–	DD
-50	CP/–	-150	CP/–	-50	CP/–	-50	CP/–	-50	CP/–	-150	CP/–	-50	CP/–	-50	CP/–	-50	CP/–	-150	CP/–	-50	CP/–

S620		S622		S624	
–	420.5	–	440.5	–	460.5
–	–	–	–	–	–
–	–	–	–	–	–
–	–	–	–	–	–

E1		E1		E1	
–	–	–	–	–	–
–	–	–	–	–	–
–	DD	–	DD	–	DD
-50	CP/–	-150	CP/–	-50	CP/–

S632		S634		S636	
–	540.5	–	560.5	–	580.5
–	–	–	–	–	–
–	–	–	–	–	–
–	–	–	–	–	–

E1		E1		E1	
–	–	–	–	–	–
–	–	–	–	–	–
–	DD	–	DD	–	DD
-50	CP/–	-150	CP/–	0	CP/–

S644		S646		S648	
–	660.5	–	680.5	–	700.5
–	–	–	–	–	–
–	–	–	–	–	–
–	–	–	–	–	–

E1		E1		E1	
–	–	–	–	–	–
–	–	–	–	–	–
–	DD	–	DD	–	DD
0	CP/–	-150	CP/–	0	CP/–

S656		S658		S660	
–	780.5	–	800.5	–	820.5
–	–	–	–	–	–
–	–	–	–	–	–
–	–	–	–	–	–

E1		E1		E1	
–	–	–	–	–	–
–	–	–	–	–	–
–	DD	–	DD	–	DD
0	CP/–	-150	CP/–	0	CP/–

S668		S
–	900.5	–
–	–	–
–	–	–
–	–	–

E1		
–	–	–
–	–	–
–	DD	–
0	CP/–	-150

S618	
–	400.5
–	–
–	–
–	–

E1	
–	–
–	–
–	DD
-50	CP/–

S626		S628		S630	
–	480.5	–	500.5	–	520.5
–	–	–	–	–	–
–	–	–	–	–	–
–	–	–	–	–	–

E1		E1		E1	
–	–	–	–	–	–
–	–	–	–	–	–
–	DD	–	DD	–	DD
-50	CP/–	-150	CP/–	-50	CP/–

S638		S640		S642	
–	600.5	–	620.5	–	640.5
–	–	–	–	–	–
–	–	–	–	–	–
–	–	–	–	–	–

E1		E1		E1	
–	–	–	–	–	–
–	–	–	–	–	–
–	DD	–	DD	–	DD
-150	CP/–	0	CP/–	-150	CP/–

S650		S652		S654	
–	720.5	–	740.5	–	760.5
–	–	–	–	–	–
–	–	–	–	–	–
–	–	–	–	–	–

E1		E1		E1	
–	–	–	–	–	–
–	–	–	–	–	–
–	DD	–	DD	–	DD
-150	CP/–	0	CP/–	-150	CP/–

S662		S664		S666	
–	840.5	–	860.5	–	880.5
–	–	–	–	–	–
–	–	–	–	–	–
–	–	–	–	–	–

E1		E1		E1	
–	–	–	–	–	–
–	–	–	–	–	–
–	DD	–	DD	–	DD
-150	CP/–	0	CP/–	-150	CP/–

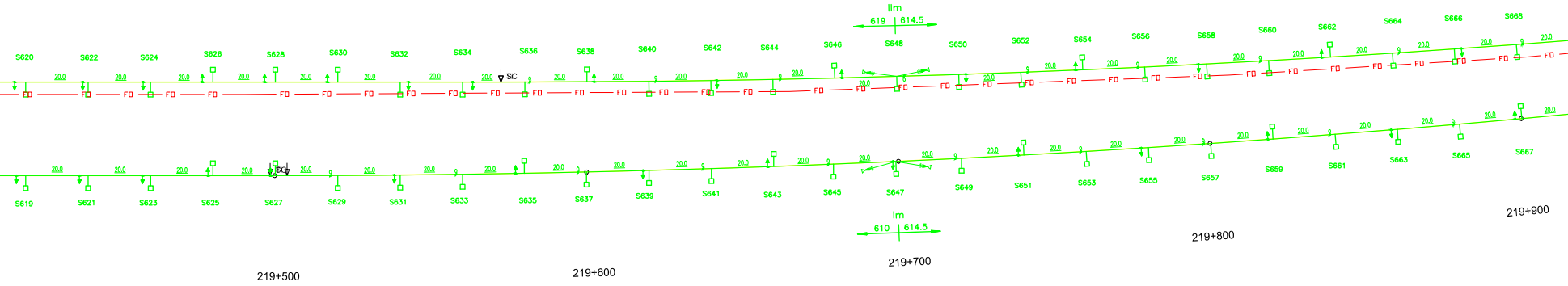
S620
S622
S624
S626
S628
S630
S632
S634
S636
S638
S640
S642
S644
S646
S648
S650
S652
S654
S656
S658
S660
S662
S664
S666
S668
SC
llm
619 | 614.5
FD
20.0
S619
S621
S623
S625
S627
S629
S631
S633
S635
S637
S639
S641
S643
S645
S647
S649
S651
S653
S655
S657
S659
S661
S663
S665
S667
lm
610 | 614.5
219+500
219+600
219+700
219+800
219+900

S617	
–	400.5
–	–
–	–
–	–

E1	
–	–
–	–
–	DD
-50	CP/–

S625		S627		S629	
–	480.5	–	500.5	–	520.5
–	–	–	–	–	–
–	–	–	–	–	–
–	–	–	–	–	–

E1		E1		E1	
–	–	–	–	–	–
–	–	–	–	–	–
–	DD	–	DD	–	DD
-50	CP/–	-150	CP/–	0	CP/–

S637		S639		S641	
–	600.5	–	620.5	–	640.5
–	–	–	–	–	–
–	–	–	–	–	–
–	–	–	–	–	–

E1		E1		E1	
–	–	–	–	–	–
–	–	–	–	–	–
–	DD	–	DD	–	DD
0	CP/–	-150	CP/–	0	CP/–

S649		S651		S653	
–	720.5	–	740.5	–	760.5
–	–	–	–	–	–
–	–	–	–	–	–
–	–	–	–	–	–

E1		E1		E1	
–	–	–	–	–	–
–	–	–	–	–	–
–	DD	–	DD	–	DD
0	CP/–	-150	CP/–	0	CP/–

S661		S663		S665	
–	840.5	–	860.5	–	880.5
–	–	–	–	–	–
–	–	–	–	–	–
–	–	–	–	–	–

E1		E1		E1	
–	–	–	–	–	–
–	–	–	–	–	–
–	DD	–	DD	–	DD
0	CP/–	-150	CP/–	0	CP/–

S619		S621		S623	
–	420.5	–	440.5	–	460.5
–	–	–	–	–	–
–	–	–	–	–	–
–	–	–	–	–	–

E1		E1		E1	
–	–	–	–	–	–
–	–	–	–	–	–
–	DD	–	DD	–	DD
-50	CP/–	-150	CP/–	-50	CP/–

S631		S633		S635	
–	540.5	–	560.5	–	580.5
–	–	–	–	–	–
–	–	–	–	–	–
–	–	–	–	–	–

E1		E1		E1	
–	–	–	–	–	–
–	–	–	–	–	–
–	DD	–	DD	–	DD
-150	CP/–	0	CP/–	-150	CP/–

S643		S645		S647	
–	660.5	–	680.5	–	700.5
–	–	–	–	–	–
–	–	–	–	–	–
–	–	–	–	–	–

E1		E1		E1	
–	–	–	–	–	–
–	–	–	–	–	–
–	DD	–	DD	–	DD
-150	CP/–	0	CP/–	-150	CP/–

S655		S657		S659	
–	780.5	–	800.5	–	820.5
–	–	–	–	–	–
–	–	–	–	–	–
–	–	–	–	–	–

E1		E1		E1	
–	–	–	–	–	–
–	–	–	–	–	–
–	DD	–	DD	–	DD
-150	CP/–	0	CP/–	-150	CP/–

S667	
–	900.5
–	–
–	–
–	–

E1	
–	–
–	–
–	DD
-150	CP/–

670	
	920.5
	–
	–
	–

E1	
	–
	–
	DD
	CP/–

S672	
–	940.5
–	–
–	–
–	–

E1	
–	–
–	–
–	DD
0	CP/–

S680	
–	020.5
–	–
–	–
–	–

E1	
–	–
–	–
–	DD
0	CP/–

S682	
–	040.5
–	–
–	–
–	–

E1	
–	–
–	–
–	DD
–150	CP/–

S684	
–	060
–	–
–	–
–	–

E1	
–	–
–	–
–	DD
0	CP/–

170	
H	085
–	–
–	–
–	–

E1	
5500	–
1400	–
6900	DD
–100	CO/–

172	
H	117.5
–	–
–	–
–	–

E1	
5500	–
1400	–
6900	DI
+250	CO/–

174	
H	153.5
–	–
An	–
–	–

E1	
5500	–
1400	–
6900	DD
–100	CO/–

176	
H	195.5
–	–
–	–
–	–

E1	
6000	–
1300	–
7300	A
+50	CO/–

E2	
5500	–
1400	–
6900	DI
+250	CO/–

178	
H	235
–	–
–	–
–	–

E1	
5500	–
1300	–
6800	DI
–100	CO/–

E2	
5500	–
2000	–
7500	DI
+100	CO/–

180	
H	275.5
–	–
–	–
–	–

E1	
5500	–
1400	–
6900	DI
+150	CO/–

E2	
6000	–
1300	–
7300	A
+350	CO/–

182	
H	316.5
–	–
An	–
–	–

E1	
5500	–
1400	–
6900	DD
–100	CO/–

184	
H	361.5
–	–
–	–
–	–

E1	
5500	–
1400	–
6900	DI
+250	CO/–

186	
H	411
–	–
–	–
–	–

E1	
5500	–
1400	–
6900	DD
–100	CO/–

S674	
–	960.5
–	–
–	–
–	–

E1	
–	–
–	–
–	DD
–150	CP/–

S676	
–	980.5
–	–
–	–
–	–

E1	
–	–
–	–
–	DD
0	CP/–

S678	
–	000.5
–	–
–	–
–	–

E1	
–	–
–	–
–	DD
–150	CP/–

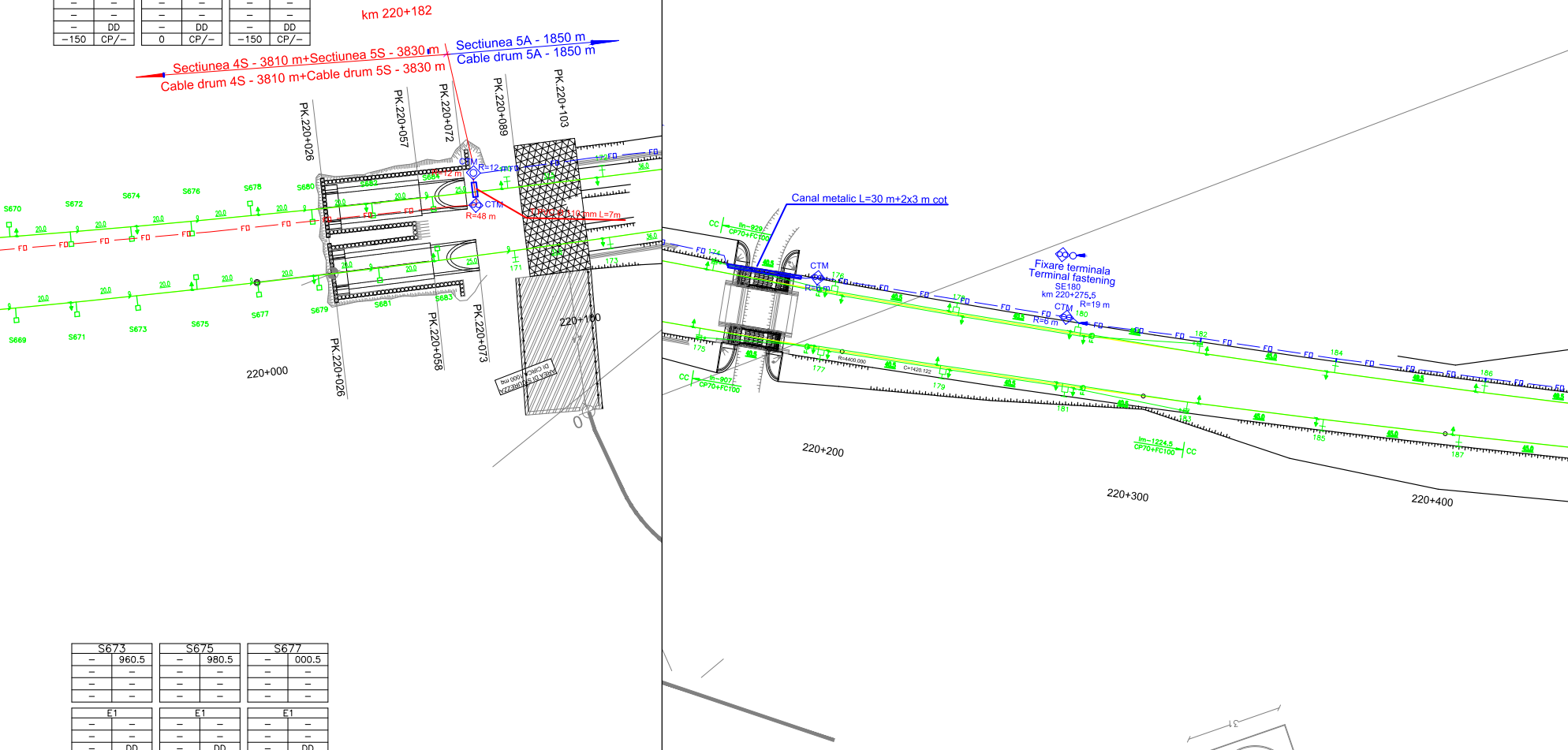
km 220+182
Sectiunea 4S - 3810 m+Sectiunea 5S - 3830 m
Cable drum 4S - 3810 m+Cable drum 5S - 3830 m
Sectiunea 5A - 1850 m
Cable drum 5A - 1850 m
PK.220+026
PK.220+057
PK.220+072
PK.220+089
PK.220+103
PK.220+026
PK.220+058
PK.220+073
S670
S672
S674
S676
S678
S680
S682
S684
S669
S671
S673
S675
S677
S679
S681
S683
20.0
25.0
36.0
FD
CTM
R=12 m
R=48 m
T PVC Ø 110 mm L=7m
171
172
173
220+000
220+100
AREA DI SICUREZZA DI CIRCA 1000 mq
Canal metalic L=30 m+2x3 m cot
CC
lln–929
CP70+FC100
lln–907
CP70+FC100
CTM
R=6 m
40.5
174
175
176
177
178
179
180
181
182
183
184
185
186
187
R=4400.000
C=1420.122
Fixare terminala
Terminal fastening
SE180
km 220+275.5
R=19 m
lm–1224.5
CP70+FC100
CC
220+200
220+300
220+400
H
31
31

S673	
–	960.5
–	–
–	–
–	–

E1	
–	–
–	–
–	DD
0	CP/–

S675	
–	980.5
–	–
–	–
–	–

E1	
–	–
–	–
–	DD
–150	CP/–

S677	
–	000.5
–	–
–	–
–	–

E1	
–	–
–	–
–	DD
0	CP/–

171	
H	085
–	–
–	–
–	–

E1	
5500	–
1400	–
6900	DD
0	CO/–

173	
H	116.5
–	–
–	–
–	–

E1	
5500	–
1400	–
6900	DD
–250	CO/–

175	
H	152.5
–	–
An	–
–	–

E1	
5500	–
1400	–
6900	DI
+100	CO/–

177	
H	193
–	–
–	–
–	–

E1	
6000	–
1300	–
7300	A
–50	CO/–

E2	
5500	–
1400	–
6900	DD
–250	CO/–

179	
H	233.5
–	–
–	–
–	–

E1	
5500	–
2000	–
7500	DD
+100	CO/–

E2	
5500	–
1300	–
6800	DD
–100	CO/–

181	
H	274
–	–
–	–
–	–

E1	
5500	–
1400	–
6900	DD
–150	CO/–

E2	
6000	–
1300	–
7300	A
–350	CO/–

183	
H	314.5
–	–
An	–
–	–

E1	
5500	–
1400	–
6900	DI
+100	CO/–

185	
H	359.5
–	–
–	–
–	–

E1	
5500	–
1400	–
6900	DD
–250	CO/–

187	
H	404.5
–	–
–	–
–	–

E1	
5500	–
1400	–
6900	DI
+100	CO/–

S669	
–	920.5
–	–
–	–
–	–

E1	
–	–
–	–
–	DD
0	CP/–

S671	
–	940.5
–	–
–	–
–	–

E1	
–	–
–	–
–	DD
–150	CP/–

S679	
–	020.5
–	–
–	–
–	–

E1	
–	–
–	–
–	DD
–150	CP/–

S681	
–	040.5
–	–
–	–
–	–

E1	
–	–
–	–
–	DD
0	CP/–

S683	
–	060
–	–
–	–
–	–

E1	
–	–
–	–
–	DD
–150	CP/–

188	
H	461
–	–
–	–
–	–

E1	
5500	–
1400	–
6900	DI
+250	CO/–

190	
H	510.5
–	–
An	–
–	–

E1	
5500	–
1400	–
6900	DD
–100	CO/–

192	
H	555.5
–	–
–	–
–	–

E1	
5500	–
1400	–
6900	DI
+250	CO/–

194	
H	600.5
–	–
An	–
–	–

E1	
5500	–
1400	–
6900	DD
–100	CO/–

V72	
H	741.5
–	–
–	–
–	–

E1	
5500	–
1400	–
6900	DI
+250	CO/–

V74	
H	689.5
–	–
–	–
–	–

E1	
5500	–
1400	–
6900	DD
–100	CO/–

V76	
H	737
–	–
–	–
–	–

E1	
5500	–
1400	–
6900	DI
+250	CO/–

V78	
H	778
–	–
–	–
–	–

E1	
5500	–
1400	–
6900	DD
–100	CO/–

V80	
H	819.5
–	–
–	–
–	–

E1	
5500	–
1400	–
6900	DI
+250	CO/–

V82	
H	857.5
–	–
–	–
–	–

E1	
5500	–
1400	–
6900	DD
–100	CO/–

V84	
H	876
–	–
–	–
–	–

E1	
5500	–
1400	–
6900	DI
+200	CO/–

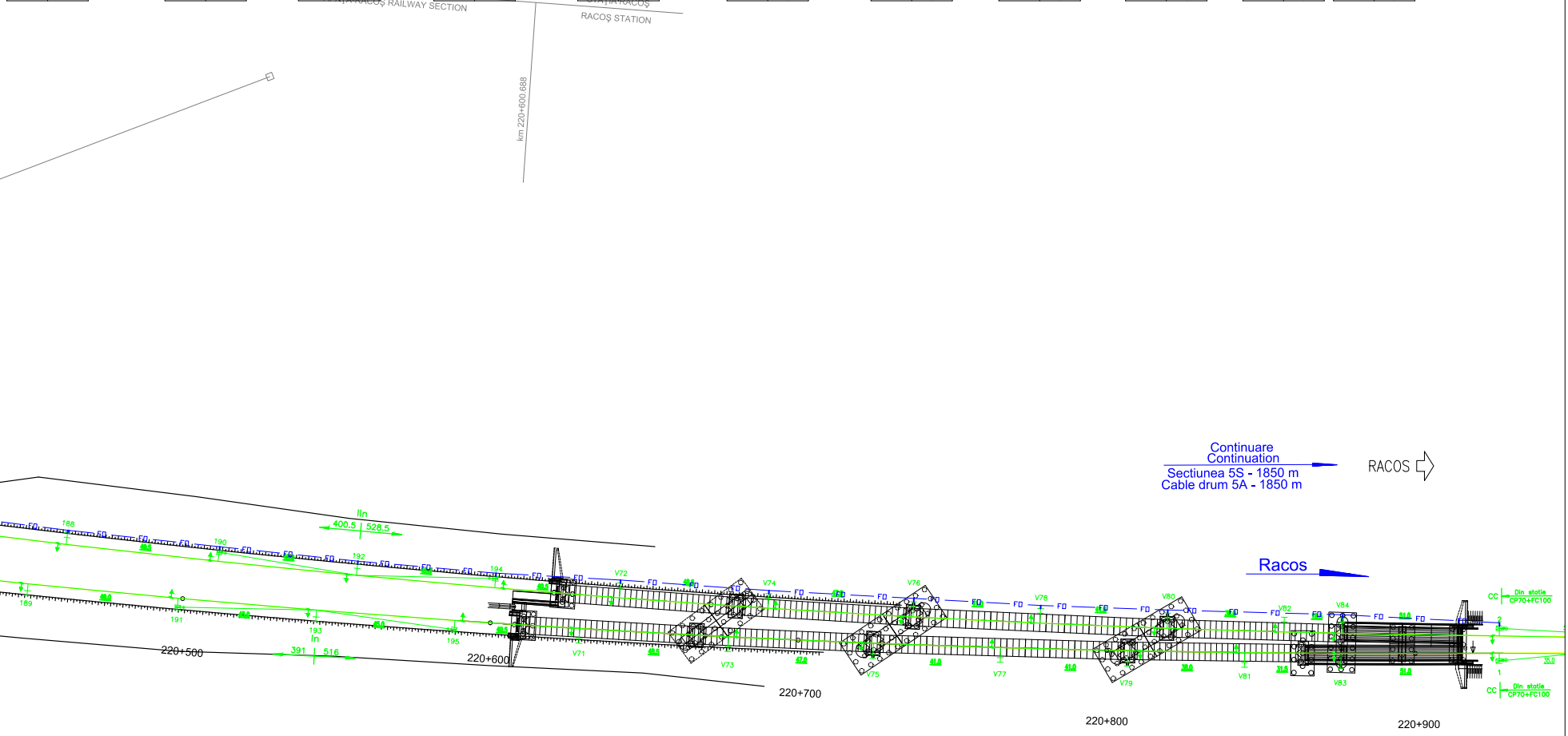
INTERVAL APAȚA-RACOȘ
APAȚA-RACOȘ RAILWAY SECTION
STAȚIA RACOȘ
RACOȘ STATION
km 220+600.688
Continuare
Continuation
Sectiunea 5S - 1850 m
Cable drum 5A - 1850 m
RACOS
IIn
400.5
528.5
In
391
516
188
189
190
191
192
193
194
195
V71
V72
V73
V74
V75
V76
V77
V78
V79
V80
V81
V82
V83
V84
FD
Racos
220+500
220+600
220+700
220+800
220+900
CC
Din statie
CP70+FC100
2
1
35.0

189	
H	449.5
–	–
–	–
–	–

E1	
5500	–
1400	–
6900	DD
–250	CO/–

191	
H	498.5
–	–
An	–
–	–

E1	
5500	–
1400	–
6900	DI
+100	CO/–

193	
H	543.5
–	–
–	–
–	–

E1	
5500	–
1400	–
6900	DD
–250	CO/–

195	
H	588.5
–	–
An	–
–	–

E1	
5500	–
1400	–
6900	DI
+100	CO/–

V71	
H	629
–	–
–	–
–	–

E1	
5500	–
1400	–
6900	DD
–250	CO/–

V73	
H	677.5
–	–
–	–
–	–

E1	
5500	–
1400	–
6900	DI
+100	CO/–

V75	
H	724.5
–	–
–	–
–	–

E1	
5500	–
1400	–
6900	DD
–250	CO/–

V77	
H	765.5
–	–
–	–
–	–

E1	
5500	–
1400	–
6900	DI
+100	CO/–

V79	
H	807
–	–
–	–
–	–

E1	
5500	–
1400	–
6900	DD
–250	CO/–

V81	
H	845
–	–
–	–
–	–

E1	
5500	–
1400	–
6900	DI
+100	CO/–

V83	
H	876
–	–
–	–
–	–

E1	
5500	–
1400	–
6900	DD
–200	CO/–

LEGENDA
LEGEND

CTM	◈	Camereta cu mufa de jonctiune Handhole with junction box
CTM	◇∞	Camereta cu rezerva Handhole with cable reserve
CT	⊡	Camera de tragere cu mufa de jonctiune Manhole with junction box
CT	☐∞	Camera de tragere cu rezerva Manhole with cable reserve
CTS	☐	Camera de tragere speciala pentru subtraversare Special manhhole for undercrossing
	▶○◀	Fixare mediana Median fastening
	▶○◈	Fixare terminala Terminal fastening
	— FO —	Cablu cu fibre optice aerian Aerial optical fiber cable
	— FO —	Cablu cu fibre optice subteran Underground optical fiber cable
	—▭—	Teava PVC Φ 110 mm / canal metalic PVC pipe Φ 110 mm / metallic chanel
	— FO —	Cablu cu fibre optice special pentru tunel protejat in duct HDPE Φ 40 mm instalat in conductele pentru cabluri din tunel Special OF cable for tunnels proteated in HDPE duct Φ 40 mm installed in tunnel pipes

Indice Index	Data Date	Modificare Modification/Revision	Proiectant Designer	Aprobat Consultant Approved Consultant	Aprobat CFR Approved CFR

Cablu cu fibre optice aerian
Aerial optical fiber cable
Cablu cu fibre optice subteran
Underground optical fiber cable
Teava PVC Φ 110 mm / canal metalic
PVC pipe Φ 110 mm / metallic chanel

GUVERNUL ROMANIEI
ROMANIAN GOVERNMENT

PROIECT FINANŢAT DE UNIUNEA EUROPEANĂ
EUROPEAN UNION FINANCED PROJECT

CLIENT / CLIENT

CFR

C.N.C.F. "C.F.R." - S.A.

ITALFERR
GRUPPO FERROVIE DELLO STATO
Joint Venture leader

Scott Wilson

OBERMEYER
PLANEN + BERATEN GmbH

TECNIC
Consulting Engineers

CONSULTANT / CONSULTANT

			Data Date	Semnătură Signature
Aprobat Approved	Şef proiect Project manager	R. Liuzza		
Aprobat Approved	Coordonator Secţiune 1 Section 1 Coordinator	C. Gambelli		
Verificat Checked	Expert Verificator Checking Expert	Pino Amodio		

SUBCONTRACTANT / SUBCONTRACTOR

AREX COMPANY

Aprobat Approved	Responsabil Subcontractant Subcontractor Responsible	A. Stanciu - Dinulescu		
Întocmit Elaborated	Proiectant Designer	Gabriela Trifan	02.2012	Trifan

Reabilitarea liniei de cale ferata Braşov - Simeria, parte componentă a coridorului IV Pan European,
pentru circulația trenurilor cu viteza maximă de 160 km/h,
Tronsonul : Braşov - Sighişoara
Rehabilitation of the railway line Braşov - Simeria, component Part of the IV Pan-European Corridor,
for the trains circulation with maximum speed of 160 km/h,
Section : Braşov - Sighişoara

Proiect/Project
2004/RO/16/P/PA/003

Faza / Phase:
P.Th. / T.D.

Denumire desen / Drawing Title :

Interval - APATA-RACOS - Section
CABLU CU FIBRE OPTICE (Cablul 1)
Plan de situatie
FIBER OPTIC CABLE (cable 1)
Layout Plan

Codificare / Codification System	Scara / Scale 1:1000	LOT / LOT	Nr. / No 04 / 04

E A 5 1 | 0 1 | E | 1 0 | L 7 | S E | 0 3 | 7 | 7 | 0 0 1 | 1