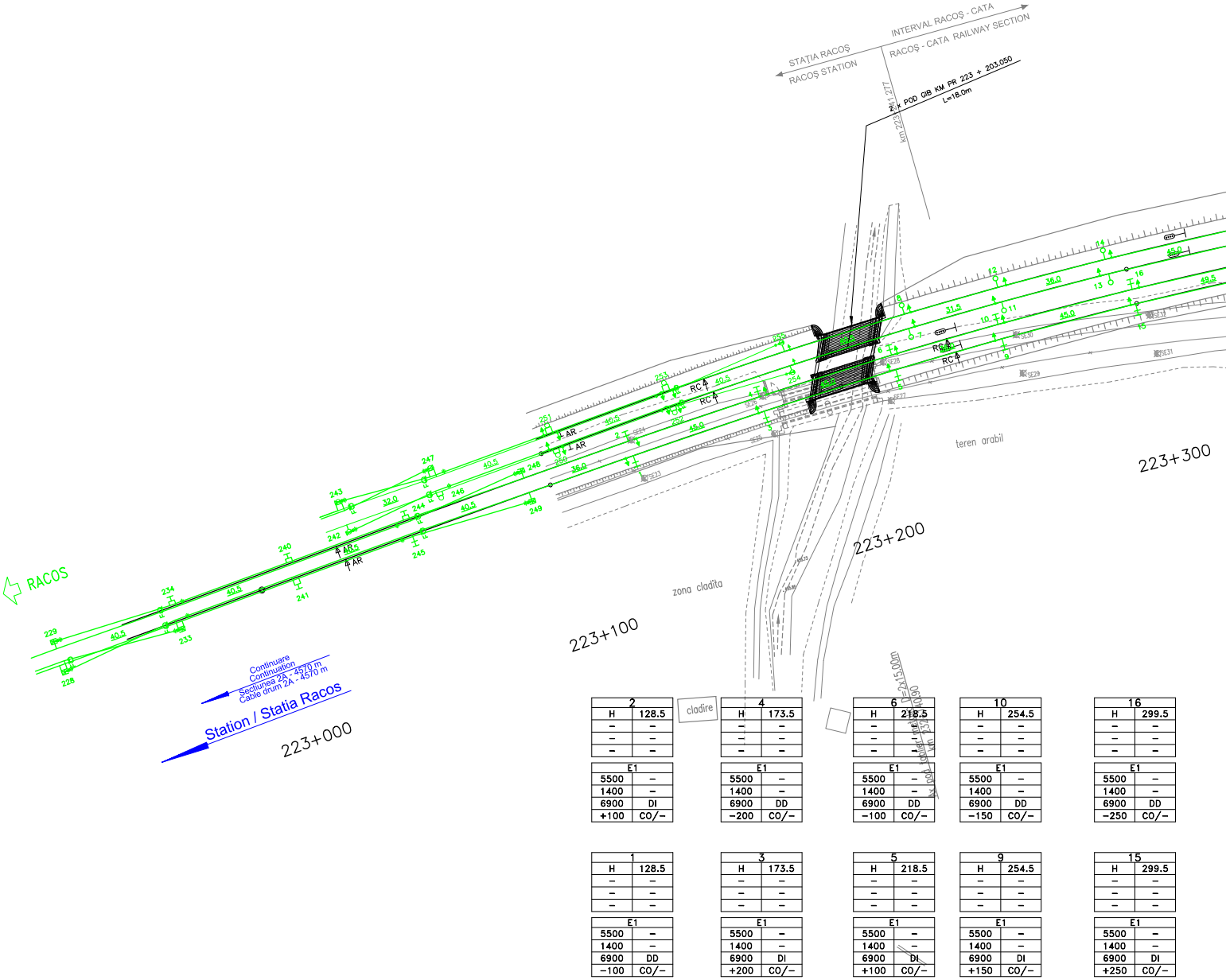
STAŢIA RACOŞ
RACOŞ STATION
INTERVAL RACOŞ - CATA
RACOŞ - CATA RAILWAY SECTION
km 223+241.277
2 x POD GIB KM PR 223 + 203.050
L=18.0m
RACOS
Continuare
Continuation
Sectiunea 2A - 4570 m
Cable drum 2A - 4570 m
Station / Statia Racos
223+000
223+100
223+200
223+300
zona cladita
teren arabil
cladire
Ax pod tablier metalic D=2x15.00m
km 232+140.90
AR
RC
40.5
32.0
36.0
31.5
45.0
49.5
228
229
233
234
240
241
242
243
244
245
246
247
248
249
251
252
253
254
255

2	
H	128.5
–	–
–	–
–	–

E1	
5500	–
1400	–
6900	DI
+100	CO/–

4	
H	173.5
–	–
–	–
–	–

E1	
5500	–
1400	–
6900	DD
–200	CO/–

6	
H	218.5
–	–
–	–
–	–

E1	
5500	–
1400	–
6900	DD
–100	CO/–

10	
H	254.5
–	–
–	–
–	–

E1	
5500	–
1400	–
6900	DD
–150	CO/–

16	
H	299.5
–	–
–	–
–	–

E1	
5500	–
1400	–
6900	DD
–250	CO/–

1	
H	128.5
–	–
–	–
–	–

E1	
5500	–
1400	–
6900	DD
–100	CO/–

3	
H	173.5
–	–
–	–
–	–

E1	
5500	–
1400	–
6900	DI
+200	CO/–

5	
H	218.5
–	–
–	–
–	–

E1	
5500	–
1400	–
6900	DI
+100	CO/–

9	
H	254.5
–	–
–	–
–	–

E1	
5500	–
1400	–
6900	DI
+150	CO/–

15	
H	299.5
–	–
–	–
–	–

E1	
5500	–
1400	–
6900	DI
+250	CO/–

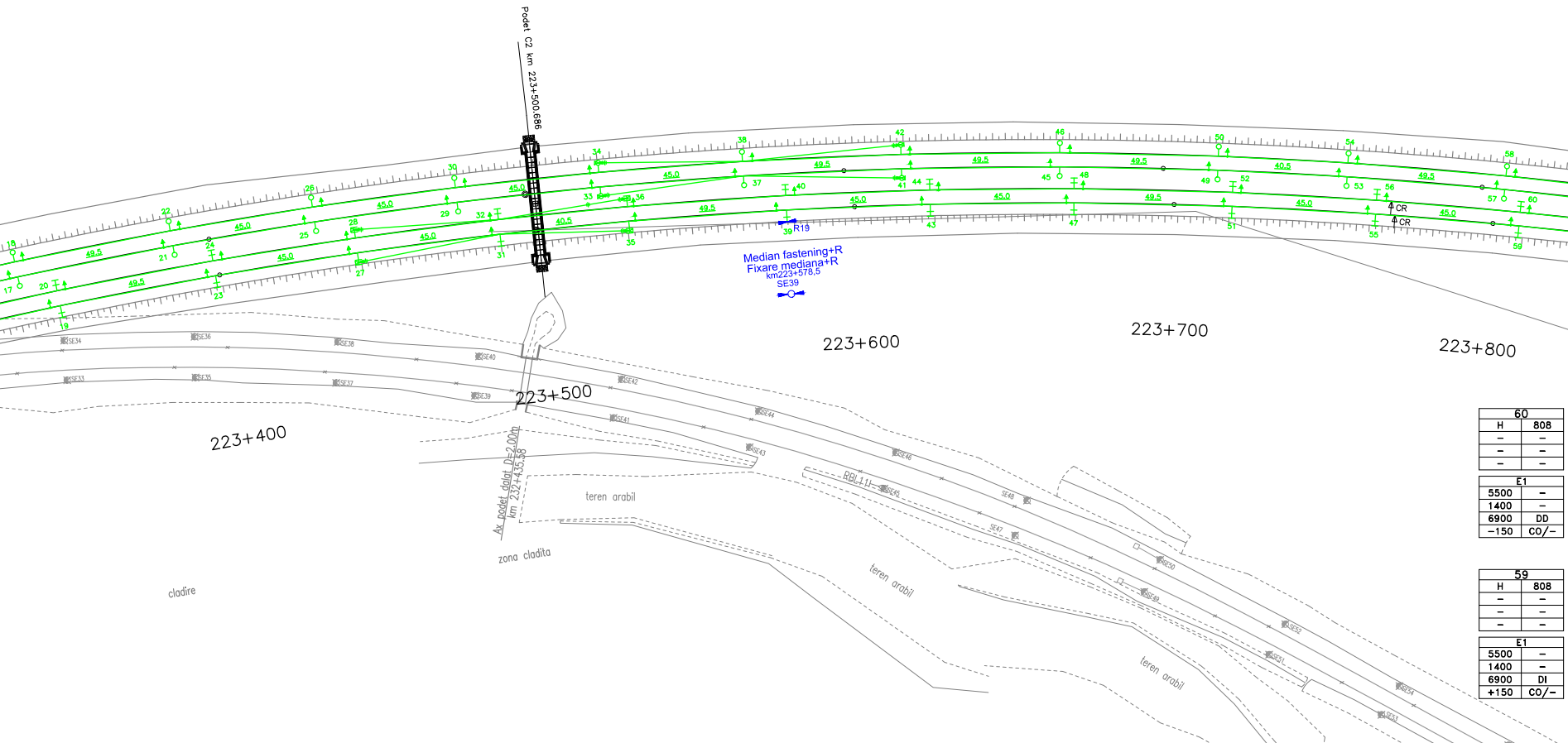
Podet C2 km 223+500,686
Median fastening+R
Fixare mediana+R
km223+578,5
SE39
R19
CR
CR
45.0
49.5
40.5
223+400
223+500
223+600
223+700
223+800
Ax podet dalat D=2.00m
km 232+435,58
teren arabil
teren arabil
teren arabil
zona cladita
cladire
RBL11J
SE33
SE34
SE35
SE36
SE37
SE38
SE39
SE40
SE41
SE42
SE43
SE44
SE45
SE46
SE47
SE48
SE49
SE50
SE51
SE52
SE53
SE54
SE55
SE56

60	
H	808
–	–
–	–
–	–
E1	
5500	–
1400	–
6900	DD
−150	CO/–

59	
H	808
–	–
–	–
–	–
E1	
5500	–
1400	–
6900	DI
+150	CO/–

20	
H	349
–	–
–	–
–	–
E1	
5500	–
1400	–
6900	DD
−150	CO/–

24	
H	398.5
–	–
–	–
–	–
E1	
5500	–
1400	–
6900	DD
−250	CO/–

28	
H	443.5
–	–
An	–
–	–
E1	
5500	–
1400	–
6900	DD
−150	CO/–

32	
H	488.5
–	–
–	–
–	–
E1	
5500	–
1400	–
6900	DD
−250	CO/–

36	
H	529
–	–
–	–
–	–
E1	
5500	–
1400	–
6900	DD
−150	CO/–

40	
H	578.5
–	–
–	–
–	–
E1	
5500	–
1400	–
6900	DD
−250	CO/–

44	
H	623.5
–	–
–	–
–	–
E1	
5500	–
1400	–
6900	DD
−150	CO/–

48	
H	668.5
–	–
–	–
–	–
E1	
5500	–
1400	–
6900	DD
−250	CO/–

52	
H	718
–	–
–	–
–	–
E1	
5500	–
1400	–
6900	DD
−150	CO/–

56	
H	763
–	–
–	–
–	–
E1	
5500	–
1400	–
6900	DD
−250	CO/–

19	
H	349
–	–
–	–
–	–
E1	
5500	–
1400	–
6900	DI
+150	CO/–

23	
H	398.5
–	–
–	–
–	–
E1	
5500	–
1400	–
6900	DI
+250	CO/–

27	
H	443.5
–	–
An	–
–	–
E1	
5500	–
1400	–
6900	DI
+150	CO/–

31	
H	488.5
–	–
–	–
–	–
E1	
5500	–
1400	–
6900	DI
+250	CO/–

35	
H	529
–	–
An	–
–	–
E1	
5500	–
1400	–
6900	DI
+150	CO/–

39	
H	578.5
–	–
–	–
–	–
E1	
5500	–
1400	–
6900	DI
+250	CO/–

43	
H	623.5
–	–
–	–
–	–
E1	
5500	–
1400	–
6900	DI
+150	CO/–

47	
H	668.5
–	–
–	–
–	–
E1	
5500	–
1400	–
6900	DI
+250	CO/–

51	
H	718
–	–
–	–
–	–
E1	
5500	–
1400	–
6900	DI
+150	CO/–

55	
H	763
–	–
–	–
–	–
E1	
5500	–
1400	–
6900	DI
+250	CO/–

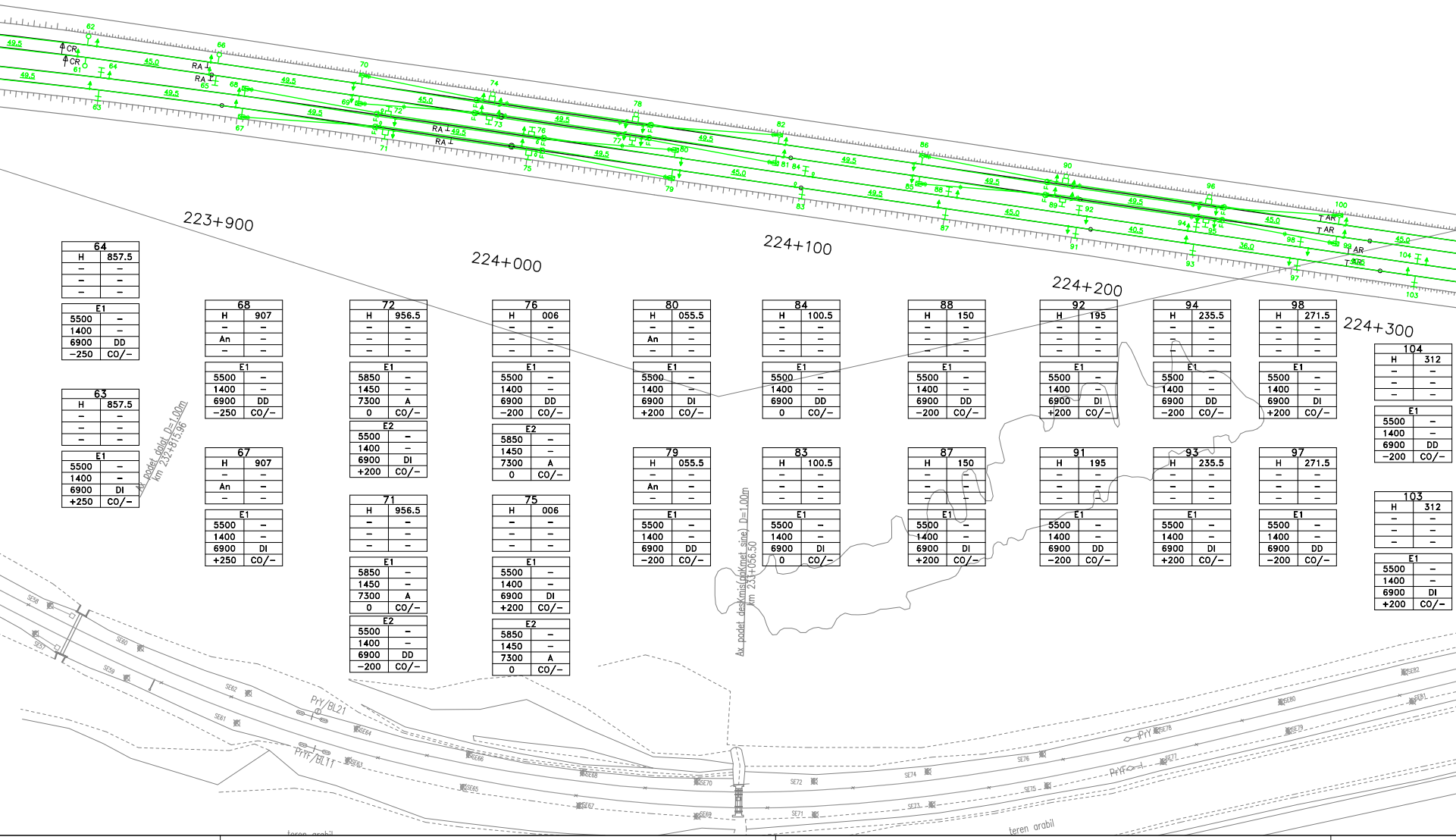

223+900
224+000
224+100
224+200
224+300
Ax podet dalat D=1.00m
km 232+815.96
Ax podet desKmis(poKmet sine) D=1.00m
km 233+056.50
CR
CR
RA
RA
RA
RA
AR
AR
AR
AR
49.5
45.0
36.0
40.5
62
61
63
64
65
66
67
68
69
70
71
72
73
74
75
76
77
78
79
80
81
82
83
84
85
86
87
88
89
90
91
92
93
94
95
96
97
98
99
100
103
104
PrY/BL21
PrYF/BL11
PrY
PrYF
SE57
SE58
SE59
SE60
SE61
SE62
SE63
SE64
SE65
SE66
SE67
SE68
SE69
SE70
SE71
SE72
SE73
SE74
SE75
SE76
SE77
SE78
SE79
SE80
SE81
SE82
teren arabil
teren arabil

64	
H	857.5
–	–
–	–
–	–

E1	
5500	–
1400	–
6900	DD
–250	CO/–

63	
H	857.5
–	–
–	–
–	–

E1	
5500	–
1400	–
6900	DI
+250	CO/–

68	
H	907
–	–
An	–
–	–

E1	
5500	–
1400	–
6900	DD
–250	CO/–

67	
H	907
–	–
An	–
–	–

E1	
5500	–
1400	–
6900	DI
+250	CO/–

72	
H	956.5
–	–
–	–
–	–

E1	
5850	–
1450	–
7300	A
0	CO/–

E2	
5500	–
1400	–
6900	DI
+200	CO/–

71	
H	956.5
–	–
–	–
–	–

E1	
5850	–
1450	–
7300	A
0	CO/–

E2	
5500	–
1400	–
6900	DD
–200	CO/–

76	
H	006
–	–
–	–
–	–

E1	
5500	–
1400	–
6900	DD
–200	CO/–

E2	
5850	–
1450	–
7300	A
0	CO/–

75	
H	006
–	–
–	–
–	–

E1	
5500	–
1400	–
6900	DI
+200	CO/–

E2	
5850	–
1450	–
7300	A
0	CO/–

80	
H	055.5
–	–
An	–
–	–

E1	
5500	–
1400	–
6900	DI
+200	CO/–

79	
H	055.5
–	–
An	–
–	–

E1	
5500	–
1400	–
6900	DD
–200	CO/–

84	
H	100.5
–	–
–	–
–	–

E1	
5500	–
1400	–
6900	DD
0	CO/–

83	
H	100.5
–	–
–	–
–	–

E1	
5500	–
1400	–
6900	DI
0	CO/–

88	
H	150
–	–
–	–
–	–

E1	
5500	–
1400	–
6900	DD
–200	CO/–

87	
H	150
–	–
–	–
–	–

E1	
5500	–
1400	–
6900	DI
+200	CO/–

92	
H	195
–	–
–	–
–	–

E1	
5500	–
1400	–
6900	DI
+200	CO/–

91	
H	195
–	–
–	–
–	–

E1	
5500	–
1400	–
6900	DD
–200	CO/–

94	
H	235.5
–	–
–	–
–	–

E1	
5500	–
1400	–
6900	DD
–200	CO/–

93	
H	235.5
–	–
–	–
–	–

E1	
5500	–
1400	–
6900	DI
+200	CO/–

98	
H	271.5
–	–
–	–
–	–

E1	
5500	–
1400	–
6900	DI
+200	CO/–

97	
H	271.5
–	–
–	–
–	–

E1	
5500	–
1400	–
6900	DD
–200	CO/–

104	
H	312
–	–
–	–
–	–

E1	
5500	–
1400	–
6900	DD
–200	CO/–

103	
H	312
–	–
–	–
–	–

E1	
5500	–
1400	–
6900	DI
+200	CO/–

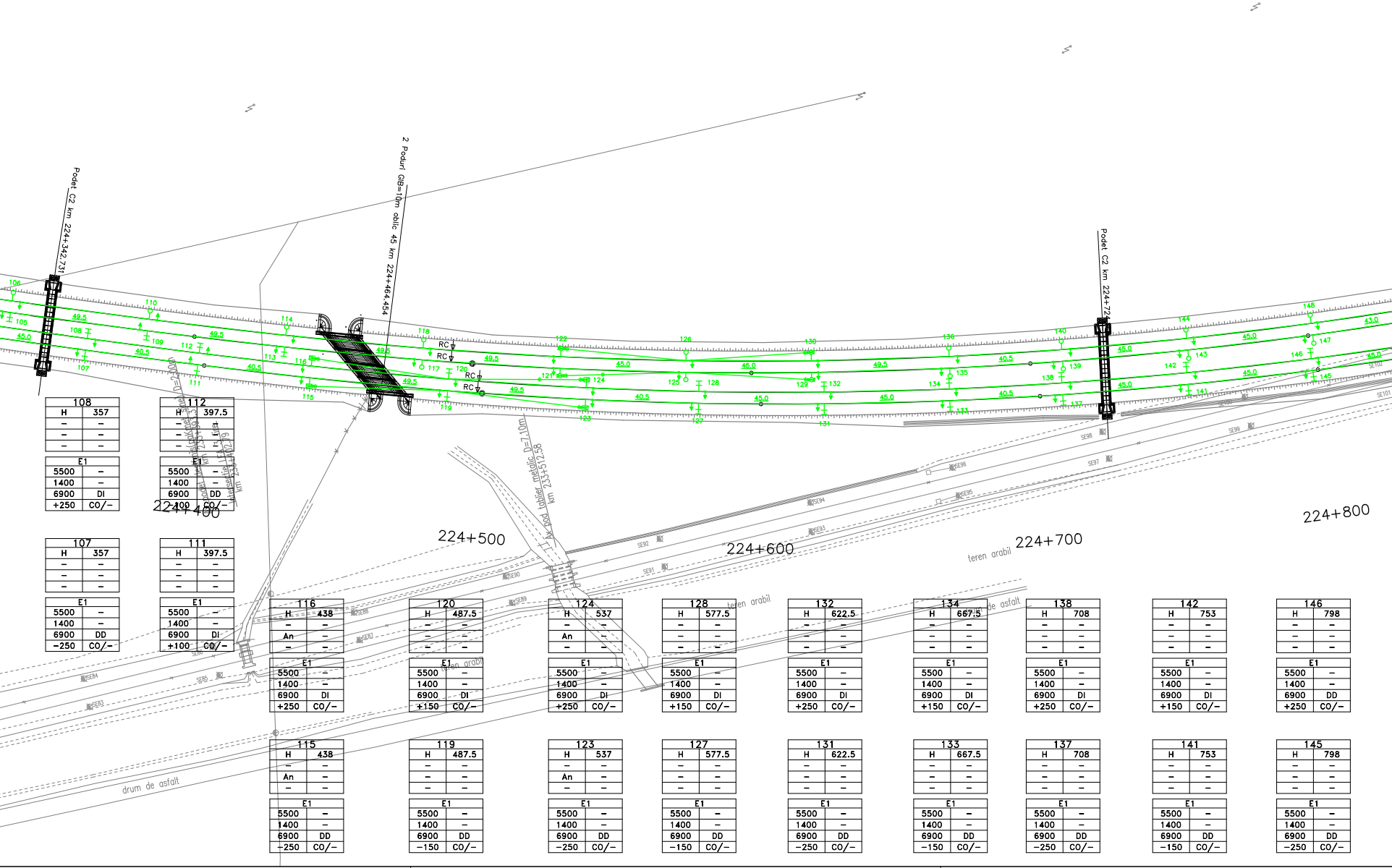
Podet C2 km 224+342.731
2 Poduri GIB=10m oblic 45 km 224+464.454
Podet C2 km 224+72
Podet ... D=2.00m
km 233+397.3
intersectie LEA 3 fire
km 233+402.79
Ax pod tablier metalic D=7.10m
km 233+512.58
224+400
224+500
224+600
224+700
224+800
teren arabil
drum de asfalt
RC
49.5
45.0
40.5
43.0
106
107
108
109
110
111
112
113
114
115
116
117
118
119
120
121
122
123
124
125
126
127
128
129
130
131
132
133
134
135
136
137
138
139
140
141
142
143
144
145
146
147
148
SE83
SE84
SE85
SE86
SE87
SE88
SE89
SE90
SE91
SE92
SE93
SE94
SE95
SE96
SE97
SE98
SE99
SE100
SE101
SE102

108	
H	357
–	–
–	–
–	–

E1	
5500	–
1400	–
6900	DI
+250	CO/–

112	
H	397.5
–	–
–	–
–	–

E1	
5500	–
1400	–
6900	DD
+100	CO/–

107	
H	357
–	–
–	–
–	–

E1	
5500	–
1400	–
6900	DD
–250	CO/–

111	
H	397.5
–	–
–	–
–	–

E1	
5500	–
1400	–
6900	DI
+100	CO/–

116	
H	438
–	–
An	–
–	–

E1	
5500	–
1400	–
6900	DI
+250	CO/–

120	
H	487.5
–	–
–	–
–	–

E1	
5500	–
1400	–
6900	DI
+150	CO/–

124	
H	537
–	–
An	–
–	–

E1	
5500	–
1400	–
6900	DI
+250	CO/–

128	
H	577.5
–	–
–	–
–	–

E1	
5500	–
1400	–
6900	DI
+150	CO/–

132	
H	622.5
–	–
–	–
–	–

E1	
5500	–
1400	–
6900	DI
+250	CO/–

134	
H	667.5
–	–
–	–
–	–

E1	
5500	–
1400	–
6900	DI
+150	CO/–

138	
H	708
–	–
–	–
–	–

E1	
5500	–
1400	–
6900	DI
+250	CO/–

142	
H	753
–	–
–	–
–	–

E1	
5500	–
1400	–
6900	DI
+150	CO/–

146	
H	798
–	–
–	–
–	–

E1	
5500	–
1400	–
6900	DD
+250	CO/–

115	
H	438
–	–
An	–
–	–

E1	
5500	–
1400	–
6900	DD
–250	CO/–

119	
H	487.5
–	–
–	–
–	–

E1	
5500	–
1400	–
6900	DD
–150	CO/–

123	
H	537
–	–
An	–
–	–

E1	
5500	–
1400	–
6900	DD
–250	CO/–

127	
H	577.5
–	–
–	–
–	–

E1	
5500	–
1400	–
6900	DD
–150	CO/–

131	
H	622.5
–	–
–	–
–	–

E1	
5500	–
1400	–
6900	DD
–250	CO/–

133	
H	667.5
–	–
–	–
–	–

E1	
5500	–
1400	–
6900	DD
–150	CO/–

137	
H	708
–	–
–	–
–	–

E1	
5500	–
1400	–
6900	DD
–250	CO/–

141	
H	753
–	–
–	–
–	–

E1	
5500	–
1400	–
6900	DD
–150	CO/–

145	
H	798
–	–
–	–
–	–

E1	
5500	–
1400	–
6900	DD
–250	CO/–

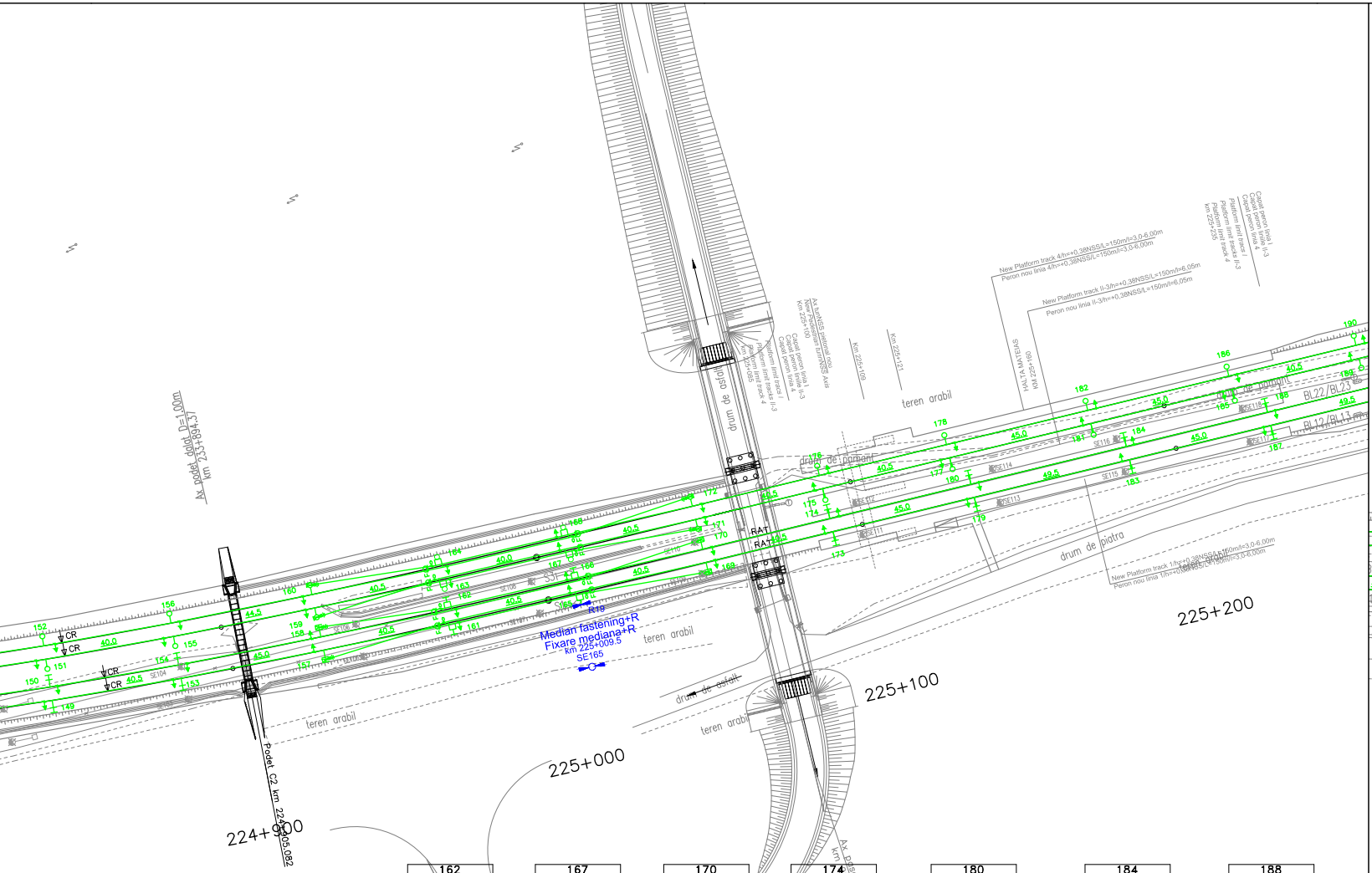
Ax podet dalat D=1,00m
km 233+894.37
Podet C2 km 224+905.082
224+900
225+000
225+100
225+200
teren arabil
drum de asfalt
drum de pamant
drum de piatra
Ax tunNSS pietonal nou
New Pedestrian tunnNSS Axis
Km 225+100
Capat peron linia I
Capat peron linia/e II-3
Capat peron linia 4
Platform limit tracs I
Platform limit tracks II-3
Platform limit track 4
km 225+085
Km 225+109
Km 225+121
HALTA MATEIAS
KM 225+160
New Platform track 4/h=+0,38NSS/L=150m/l=3,0-6,00m
Peron nou linia 4/h=+0,38NSS/L=150m/l=3,0-6,00m
New Platform track II-3/h=+0,38NSS/L=150m/l=6,05m
Peron nou linia II-3/h=+0,38NSS/L=150m/l=6,05m
Capat peron linia I
Capat peron linia/e II-3
Capat peron linia 4
Platform limit tracs I
Platform limit tracks II-3
Platform limit track 4
km 225+235
New Platform track 1/h=+0,38NSS/L=150m/l=3,0-6,00m
Peron nou linia 1/h=+0,38NSS/L=150m/l=3,0-6,00m
BL22/BL23
BL12/BL13
Median fastening+R
Fixare mediana+R
km 225+009.5
SE165
R19
RAT
RAT
CR
CR
CR
CR
S31
SE104
SE106
SE108
SE110
SE111
SE112
SE113
SE114
SE115
SE116
SE117
SE118
40.0
40.5
44.5
45.0
49.5
149
150
151
152
153
154
155
156
157
158
159
160
161
162
163
164
165
166
167
168
169
170
171
172
173
174
175
176
177
178
179
180
181
182
183
184
185
186
187
188
189
190
Ax pasaj superior
km 224+061.122
Ax trecere la nivel L=5,00m
km 234+058.98

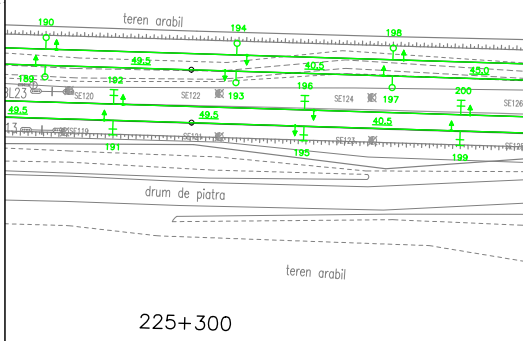
teren arabil
drum de piatra
225+300
BL23
SE120
SE122
SE124
SE126
40.5
49.5
189
190
191
192
193
194
195
196
197
198
199
200

162	
H	969
–	–
–	–
–	–
E1	
5850	–
1450	–
7300	A
0	CO/–
E2	
5500	–
1400	–
6900	DI
+200	CO/–

167	
H	009.5
–	–
–	–
–	–
E1	
5500	–
1400	–
6900	DD
–200	CO/–
E2	
5850	–
1450	–
7300	A
0	CO/–

170	
H	050
–	–
An	–
–	–
E1	
5500	–
1400	–
6900	DI
+200	CO/–

174	
H	090.5
–	–
–	–
–	–
E1	
5500	–
1400	–
6900	DD
–200	CPS/–

180	
H	135.5
–	–
–	–
–	–
E1	
5500	–
1400	–
6900	DI
+200	CPS/–

184	
H	185
–	–
–	–
–	–
E1	
5500	–
1400	–
6900	DD
–200	CPS/–

188	
H	230
–	–
–	–
–	–
E1	
5500	–
1400	–
6900	DI
+200	CPS/–

192	
H	279.5
–	–
–	–
–	–
E1	
5500	–
1400	–
6900	DD
–200	CO/–

196	
H	329
–	–
–	–
–	–
E1	
5500	–
1400	–
6900	DI
+200	CO/–

200	
H	369.5
–	–
–	–
–	–
E1	
5500	–
1400	–
6900	DD
–200	CO/–

150	
H	843
–	–
–	–
–	–
E1	
5500	–
1400	–
6900	DI
+150	CO/–

154	
H	883.5
–	–
–	–
–	–
E1	
5500	–
1400	–
6900	DI
+200	CO/–

158	
H	928.5
–	–
An	–
–	–
E1	
5500	–
1400	–
6900	DD
–50	CO/–

161	
H	969
–	–
–	–
–	–
E1	
5850	–
1450	–
7300	A
0	CO/–
E2	
5500	–
1400	–
6900	DD
–200	CO/–

165	
H	009.5
–	–
–	–
–	–
E1	
5500	–
1400	–
6900	DI
+200	CO/–
E2	
5850	–
1450	–
7300	A
0	CO/–

169	
H	050
–	–
An	–
–	–
E1	
5500	–
1400	–
6900	DD
–200	CO/–

173	
H	090.5
–	–
–	–
–	–
E1	
5500	–
1400	–
6900	DI
+200	CPS/–

179	
H	135.5
–	–
–	–
–	–
E1	
5500	–
1400	–
6900	DD
–200	CPS/–

183	
H	185
–	–
–	–
–	–
E1	
5500	–
1400	–
6900	DI
+200	CPS/–

187	
H	230
–	–
–	–
–	–
E1	
5500	–
1400	–
6900	DD
–200	CPS/–

191	
H	279.5
–	–
–	–
–	–
E1	
5500	–
1400	–
6900	DI
+200	CO/–

195	
H	329
–	–
–	–
–	–
E1	
5500	–
1400	–
6900	DD
–200	CO/–

199	
H	369.5
–	–
–	–
–	–
E1	
5500	–
1400	–
6900	DI
+200	CO/–

149	
H	843
–	–
–	–
–	–
E1	
5500	–
1400	–
6900	DD
–150	CO/–

153	
H	883.5
–	–
–	–
–	–
E1	
5500	–
1400	–
6900	DD
–200	CO/–

157	
H	928.5
–	–
An	–
–	–
E1	
5500	–
1400	–
6900	DI
+50	CO/–

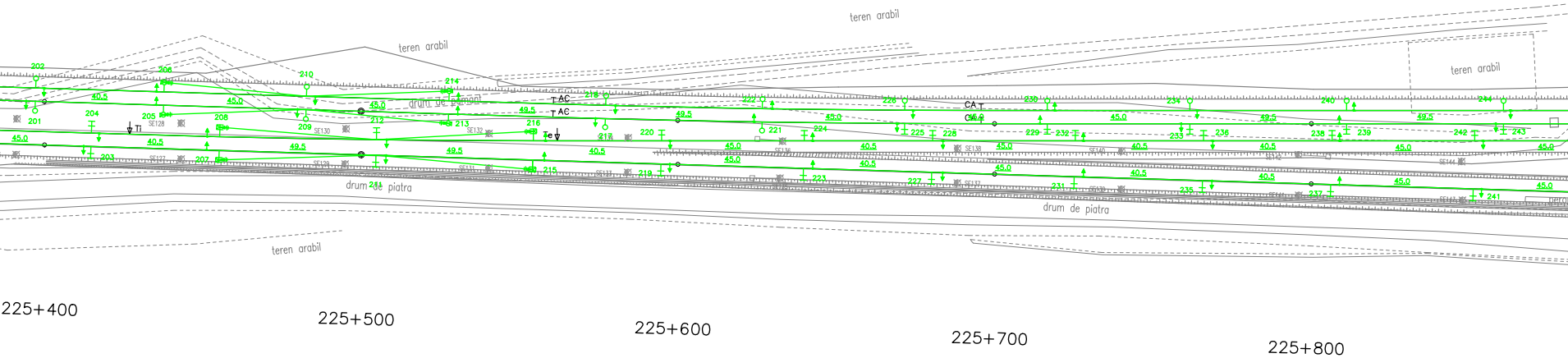
teren arabil
teren arabil
teren arabil
teren arabil
drum de pamant
drum de piatra
drum de piatra
AC
AC
CA
CA
Ti
Te
SE128
SE130
SE132
SE136
SE138
SE140
SE142
SE144
49.5
45.0
40.5
201
202
203
204
205
206
207
208
209
210
211
212
213
214
215
216
218
219
220
221
222
223
224
225
226
227
228
229
231
232
233
234
235
236
237
238
239
240
241
242
243
244
225+400
225+500
225+600
225+700
225+800

204	
H	414.5
–	–
–	–
–	–

E1	
5500	–
1400	–
6900	DI
+200	CO/–

208	
H	455
–	–
An	–
–	–

E1	
5500	–
1400	–
6900	DD
–200	CO/–

212	
H	504.5
–	–
–	–
–	–

E1	
5500	–
1400	–
6900	DI
+200	CO/–

216	
H	554
–	–
An	–
–	–

E1	
5500	–
1400	–
6900	DD
–200	CO/–

220	
H	594.5
–	–
–	–
–	–

E1	
5500	–
1400	–
6900	DI
+200	CO/–

224	
H	639.5
–	–
–	–
–	–

E1	
5500	–
1400	–
6900	DD
–200	CO/–

228	
H	680
–	–
–	–
–	–

E1	
5500	–
1400	–
6900	DI
+200	CO/–

232	
H	725
–	–
–	–
–	–

E1	
5500	–
1400	–
6900	DD
–200	CO/–

236	
H	765.5
–	–
–	–
–	–

E1	
5500	–
1400	–
6900	DI
+200	CO/–

238	
H	806
–	–
–	–
–	–

E1	
5500	–
1400	–
6900	DD
–200	CO/–

242	
H	851
–	–
–	–
–	–

E1	
5500	–
1400	–
6900	DI
+200	CO/–

203	
H	414.5
–	–
–	–
–	–

E1	
5500	–
1400	–
6900	DD
–200	CO/–

207	
H	455
–	–
An	–
–	–

E1	
5500	–
1400	–
6900	DI
+200	CO/–

211	
H	504.5
–	–
–	–
–	–

E1	
5500	–
1400	–
6900	DD
–200	CO/–

215	
H	554
–	–
An	–
–	–

E1	
5500	–
1400	–
6900	DI
+200	CO/–

219	
H	594.5
–	–
–	–
–	–

E1	
5500	–
1400	–
6900	DD
–200	CO/–

223	
H	639.5
–	–
–	–
–	–

E1	
5500	–
1400	–
6900	DI
+200	CO/–

227	
H	680
–	–
–	–
–	–

E1	
5500	–
1400	–
6900	DD
–200	CO/–

231	
H	725
–	–
–	–
–	–

E1	
5500	–
1400	–
6900	DI
+200	CO/–

235	
H	765
–	–
–	–
–	–

E1	
5500	–
1400	–
6900	DD
–200	CO/–

237	
H	806
–	–
–	–
–	–

E1	
5500	–
1400	–
6900	DI
+200	CO/–

241	
H	851
–	–
–	–
–	–

E1	
5500	–
1400	–
6900	DD
–200	CO/–


drum de pamant
cladire
Ax podet dalat D=4.00m
km 235+082.50
Podet C5 km 226+094.50
Halta Mateias
sp.verde
sp.verde
peron
drum de piatra
drum de piatra
drum de piatra
Ax Halta Mateias
km 234+896.15
SE146
SE148
SE150
SE152
SE156
SE158
SE160
SE162
SE164
SE166
AR
AR
RC
RC
Ti
245
246
247
248
249
250
251
252
253
254
255
256
257
258
259
260
261
262
263
264
265
266
267
268
269
270
271
272
273
274
275
276
277
278
279
280
281
282
283
284
285
286
287
288
49.5
45.0
40.5
36.0
225+900
226+000
226+100
226+200
226+300

246	
H	896
–	–
–	–
–	–
E1	
5500	–
1400	–
6900	DD
-200	CO/–

250	
H	945.5
–	–
–	–
–	–
E1	
5500	–
1400	–
6900	DI
+200	CO/–

254	
H	986
–	–
An	–
–	–
E1	
5500	–
1400	–
6900	DD
-200	CO/–

258	
H	031
–	–
–	–
–	–
E1	
5850	–
1450	–
7300	A
0	CO/–
E2	
5500	–
1400	–
6900	DI
+200	CO/–

262	
H	071.5
–	–
–	–
–	–
E1	
5500	–
1400	–
6900	DD
-200	CO/–
E2	
5850	–
1450	–
7300	A
0	CO/–

266	
H	116.5
–	–
An	–
–	–
E1	
5500	–
1400	–
6900	DI
+200	CO/–

270	
H	157
–	–
–	–
–	–
E1	
5500	–
1400	–
6900	DD
-200	CO/–

274	
H	202
–	–
–	–
–	–
E1	
5500	–
1400	–
6900	DI
+200	CO/–

278	
H	251.5
–	–
–	–
–	–
E1	
5500	–
1400	–
6900	DD
-200	CO/–

282	
H	301
–	–
–	–
–	–
E1	
5500	–
1400	–
6900	DI
+200	CO/–

286	
H	346
–	–
–	–
–	–
E1	
5500	–
1400	–
6900	DI
0	CO/–

245	
H	896
–	–
–	–
–	–
E1	
5500	–
1400	–
6900	DI
+200	CO/–

249	
H	945.5
–	–
–	–
–	–
E1	
5500	–
1400	–
6900	DD
-200	CO/–

253	
H	986
–	–
An	–
–	–
E1	
5500	–
1400	–
6900	DI
+200	CO/–

257	
H	031
–	–
–	–
–	–
E1	
5850	–
1450	–
7300	A
0	CO/–
E2	
5500	–
1400	–
6900	DD
-200	CO/–

261	
H	071.5
–	–
–	–
–	–
E1	
5500	–
1400	–
6900	DI
+200	CO/–
E2	
5850	–
1450	–
7300	A
0	CO/–

265	
H	116.5
–	–
An	–
–	–
E1	
5500	–
1400	–
6900	DD
-200	CO/–

269	
H	157
–	–
–	–
–	–
E1	
5500	–
1400	–
6900	DI
+200	CO/–

273	
H	202
–	–
–	–
–	–
E1	
5500	–
1400	–
6900	DD
-200	CO/–

277	
H	251.5
–	–
–	–
–	–
E1	
5500	–
1400	–
6900	DI
+200	CO/–

281	
H	301
–	–
–	–
–	–
E1	
5500	–
1400	–
6900	DD
-200	CO/–

285	
H	346
–	–
–	–
–	–
E1	
5500	–
1400	–
6900	DD
0	CO/–

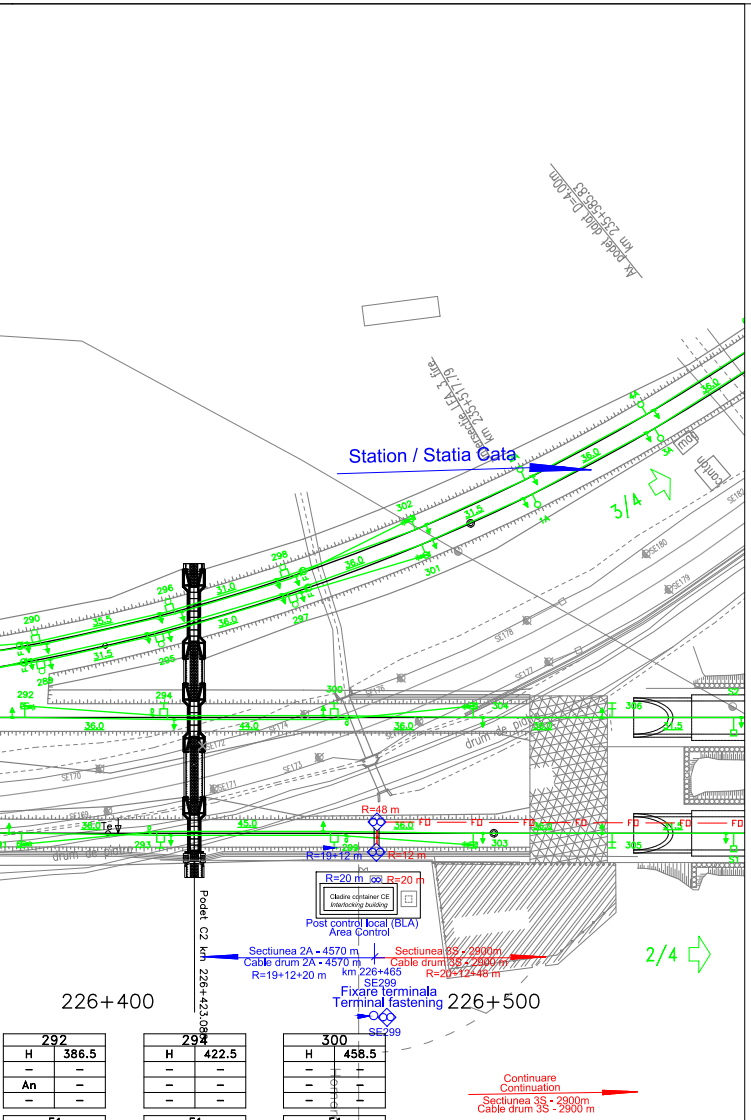
Ax podet dalat D=4.00m
km 225+585.83
Ax cladire C.F.R. Cata
km 225+517.79
Station / Statia Cata
3/4
2/4
290
291
292
293
294
295
296
297
298
299
300
301
302
303
304
305
306
36.0
31.5
44.0
45.0
drum de piatra
Te
R=48 m
R=19+12 m
R=12 m
R=20 m
R=20 m
Cladire container CE
Interlocking building
Post control local (BLA)
Area Control
Sectiunea 2A - 4570 m
Cable drum 2A - 4570 m
R=19+12+20 m
km 226+465
SE299
Sectiunea 3S - 2900m
Cable drum 3S - 2900 m
R=20+12+48 m
Fixare terminala
Terminal fastening
SE299
Podet C2 km 226+423.08
226+400
226+500
Ax cladire container CE
Interlocking building axis
Homer D tunel Brasov km 226+465
Continuare
Continuation
Sectiunea 3S - 2900m
Cable drum 3S - 2900 m
FO

292	
H	386.5
–	–
An	–
–	–
E1	
5500	–
1400	–
6900	DD
–200	CO/–

294	
H	422.5
–	–
–	–
–	–
E1	
5850	–
1450	–
7300	A
0	CO/–
E2	
5500	–
1400	–
6900	DI
+200	CO/–

300	
H	458.5
–	–
–	–
–	–
E1	
5500	–
1400	–
6900	DD
–200	CO/–
E2	
5850	–
1450	–
7300	A
0	CO/–

291	
H	386.5
–	–
An	–
–	–
E1	
5500	–
1400	–
6900	DI
+200	CO/–

293	
H	422.5
–	–
–	–
–	–
E1	
5850	–
1450	–
7300	A
0	CO/–
E2	
5500	–
1400	–
6900	DD
–200	CO/–

299	
H	458.5
–	–
–	–
–	–
E1	
5500	–
1400	–
6900	DI
+200	CO/–
E2	
5850	–
1450	–
7300	A
0	CO/–

303	
H	494.5
–	–
An	–
–	–
E1	
5500	–
1400	–
6900	DD
–200	CO/–

305	
H	530.5
–	–
–	–
–	–
E1	
5500	–
1400	–
6900	DI
+200	CO/–

LEGENDA
LEGEND

CTM ◇	Camereta cu mufa de jonctiune Handhole with junction box
CTM ◇	Camereta cu rezerva Handhole with cable reserve
CT □	Camera de tragere cu mufa de jonctiune Manhole with junction box
CT □	Camera de tragere cu rezerva Manhole with cable reserve
CTS □	Camera de tragere speciala pentru subtraversare Special manhhole for undercrossing
►○◄	Fixare mediana Median fastening
►○◇	Fixare terminala Terminal fastening
— FO —	Cablu cu fibre optice aerian Aerial optical fiber cable
— FO —	Cablu cu fibre optice subteran Underground optical fiber cable
— FO —	Teava PVC Φ 110 mm / canal metalic PVC pipe Φ 110 mm / metallic chanel
— FO —	Cablu cu fibre optice special pentru tunel protejat in duct HDPE Φ 40 mm instalat in conductele pentru cabluri din tunel Special OF cable for tunnels proteated in HDPE duct Φ 40 mm installed in tunnel pipes

Indice Index	Data Date	Modificare Modification/Revision	Proiectant Designer	Aprobat Consultant Approved Consultant	Aprobat CFR Approved CFR
D					
C					
B					
A					

GUVERNUL ROMANIEI
ROMANIAN GOVERNMENT

PROIECT FINANŢAT DE UNIUNEA EUROPEANĂ
EUROPEAN UNION FINANCED PROJECT

CLIENT / CLIENT

C.N.C.F. "C.F.R." - S.A.

ITALFERR GRUPPO FERROVIE DELLO STATO *Joint Venture leader*
Scott Wilson
OBERMEYER PLANEN + BERATEN GmbH
TECNIC Consulting Engineers

CONSULTANT / CONSULTANT

			Data Date	Semnătură Signature
Aprobat Approved	Şef proiect Project manager	R. Liuzza		
Aprobat Approved	Coordonator Secţiune 1 Section 1 Coordinator	C. Gambelli		
Verificat Checked	Verificator Verifier	Pino Amodio		

SUBCONTRACTANT / SUBCONTRACTOR AREX COMPANY

Aprobat Approved	Responsabil Subconsultant Subconsultant Responsible	A.Stanciu - Dinulescu	01.2012	
Întocmit Elaborated	Proiectant Designer	Gabriela Trifan	01.2012	Trifan

Reabilitarea liniei de cale ferata Braşov - Simeria, parte componentă a coridorului IV Pan European, pentru circulaţia trenurilor cu viteza maximă de 160 km/h, **Tronsonul : Braşov - Sighişoara**

Rehabilitation of the railway line Braşov - Simeria, component Part of the IV Pan-European Corridor, for the trains circulation with maximum speed of 160 km/h,
Section : Braşov - Sighişoara

Proiect/Project
2004/RO/16/P/PA/003

Faza / Phase:
P.Th. / T.D.

Denumire desen / Drawing Title :

Interval RACOS - CATA - Section

CABLU CU FIBRE OPTICE (Cablul 1)
Plan de situatie
FIBER OPTIC CABLE (cable 1)
Layout Plan

Codificare / Codification System	Scara / Scale	LOT / LOT	Nr. / No 01 / 03

E A 5 1 | 0 1 | E | 1 2 | L 7 | S E | 0 4 | 5 | 7 | 0 0 1 | 1