SECTIUNE TRANSVERSALA B–B
B–B SECTION CROSS SECTION
Scara/Scale 1:20

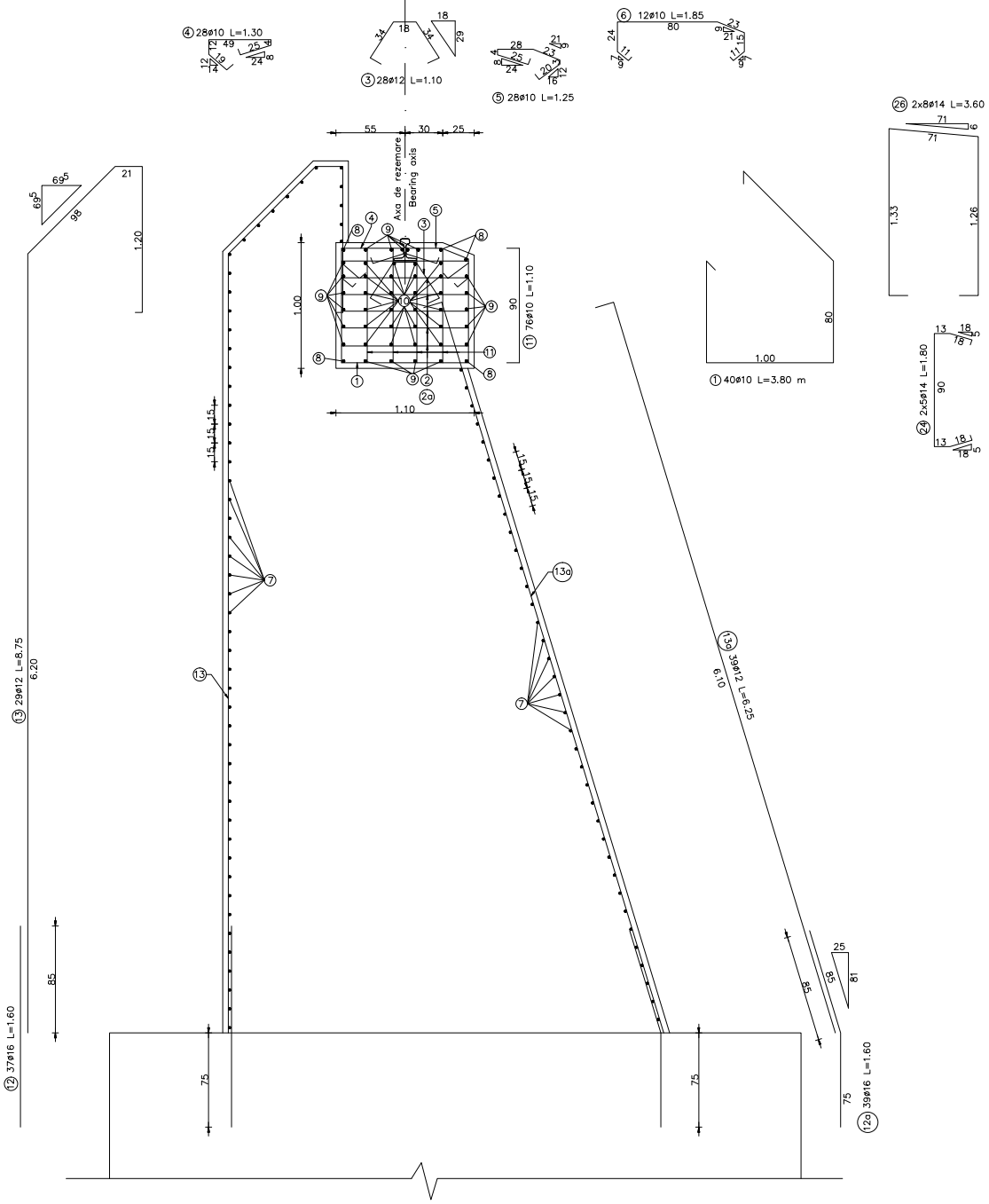
④ 28ø10 L=1.30
12
49
25
4
12
19
12
14
24
8
18
34
34
18
29
③ 28ø12 L=1.10
28
4
25
8
24
21
9
23
20
12
16
⑤ 28ø10 L=1.25
⑥ 12ø10 L=1.85
24
80
23
9
21
15
11
7
9
11
9
55
30
25
Axa de rezemare
Bearing axis
69⁵
69⁵
98
21
1.20
⑧
④
⑨
③
⑤
⑧
⑨
⑩
⑨
⑧
①
⑨
②
⑪
⑧
②a
1.00
90
⑪ 76ø10 L=1.10
1.10
15 15 15 15
15 15 15 15
⑦
⑬a
⑬
⑦
⑬ 29ø12 L=8.75
6.20
⑬a 39ø12 L=6.25
6.10
80
1.00
① 40ø10 L=3.80 m
㉖ 2x8ø14 L=3.60
71
6
71
1.33
1.26
13
18
18
5
90
㉔ 2x5ø14 L=1.80
13
18
18
5
85
⑫ 37ø16 L=1.60
75
75
85
25
85
81
75
⑫a 39ø16 L=1.60

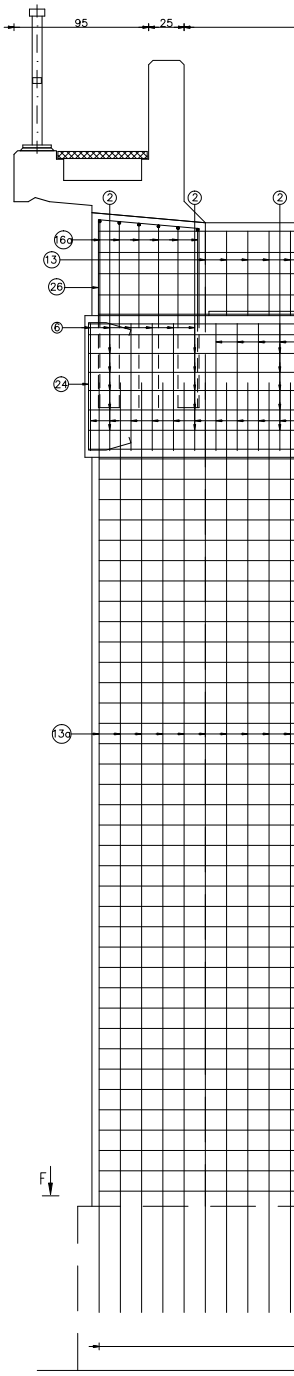
95
25
②
②
②
⑯a
⑬
㉖
⑥
㉔
⑬a
F

DISPUNEREA ANCORELOR PE SINA DE REZEMARE

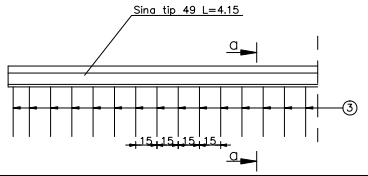
Sina tip 49 L=4.15
a
③
15 15 15 15
a

SECTIUNE a–a

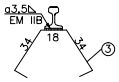
a3.5
EM IIB
18
34
34
③

ELEVATIE A–A / A–A ELEVATION
Scara/Scale 1:20

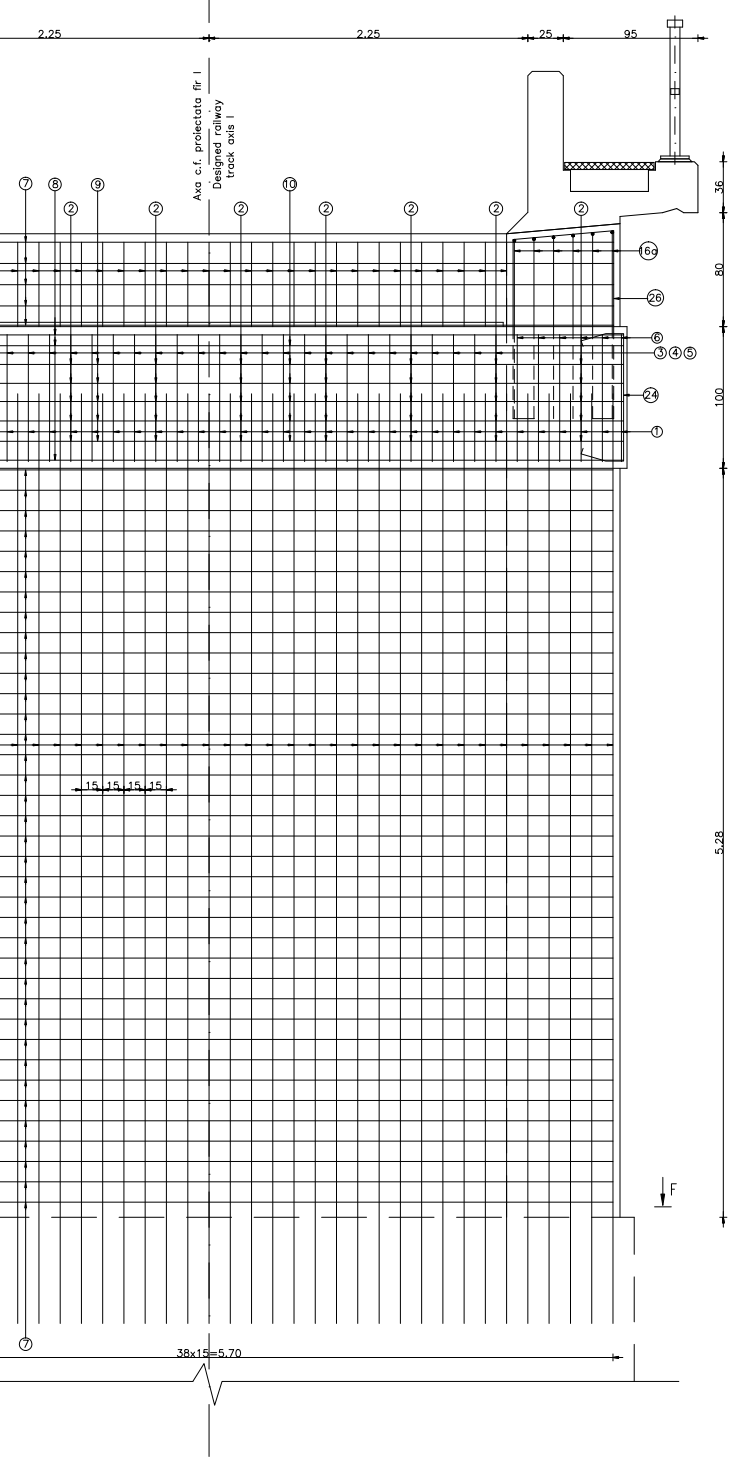
2.25
2.25
25
95
Axa c.f. proiectata fir I
Designed railway track axis I
⑦ ⑧ ⑨ ⑩ ②
16a
26
⑥
③④⑤
24
①
36
80
100
5.28
15 15 15 15
F
⑦
38x15=5.70

VEDERE IN PLAN / PLAN VIEW
Scara/Scale 1:20

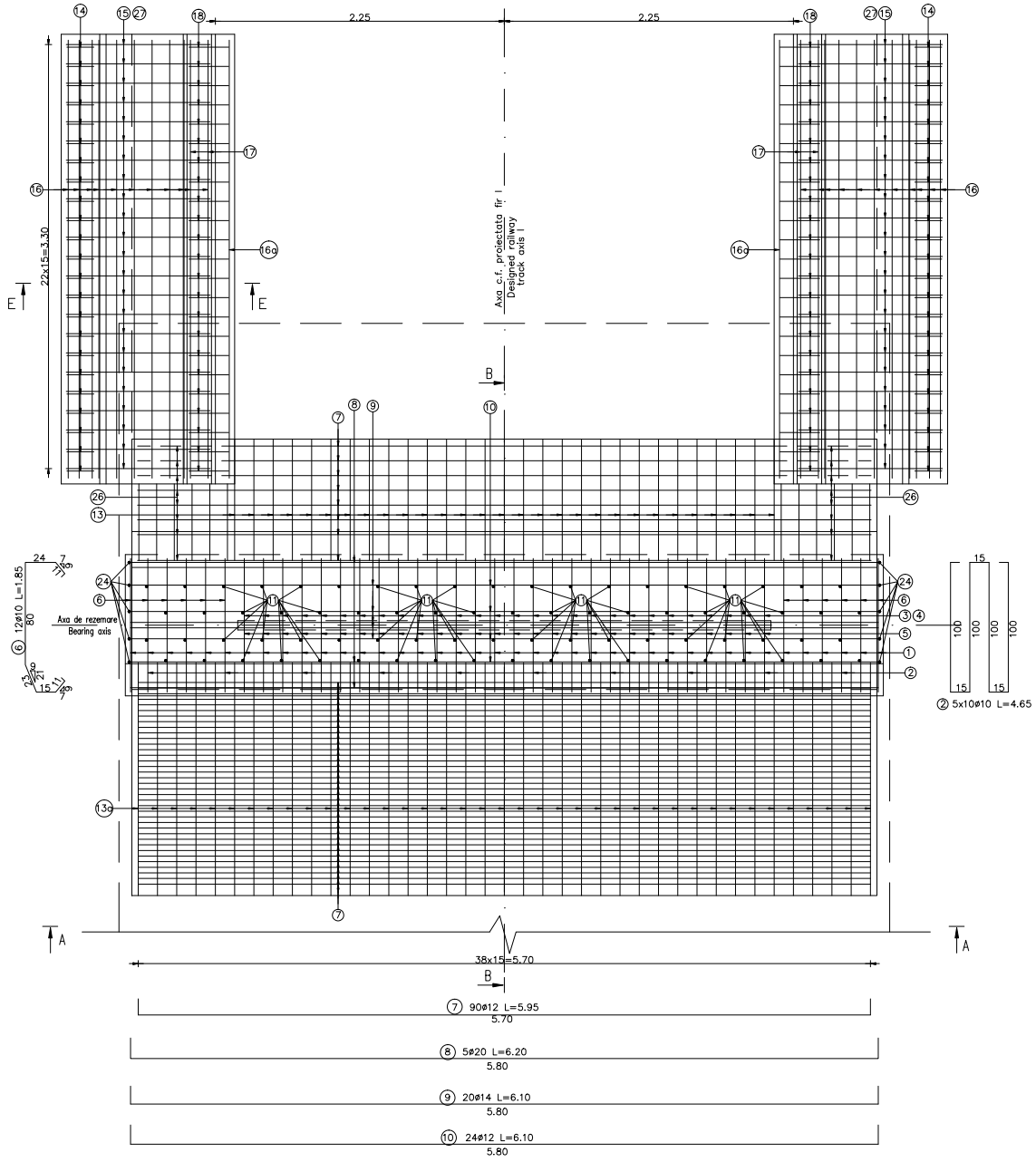
⑭ ⑮ 27 ⑱
2.25
2.25
⑰
⑯
16a
22x15=3.30
E
Axa c.f. proiectata fir I
Designed railway track axis I
B
⑦ ⑧ ⑨ ⑩
26
⑬
24
⑥
⑪
③④
⑤
①
②
Axa de rezemare
Bearing axis
⑥ 12ø10 L=1.85
24 7
80
23 21
15
15
100
② 5x10ø10 L=4.65
13a
A
38x15=5.70
⑦ 90ø12 L=5.95
5.70
⑧ 5ø20 L=6.20
5.80
⑨ 20ø14 L=6.10
5.80
⑩ 24ø12 L=6.10
5.80

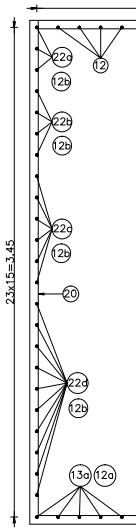
22c
12b
12
22b
20
22d
13a
12a
23x15=3.45

Beton armat/Reinforced concrete: –C35/45 bancheta cuzinetilor/bench liners
–C25/30 elevatie, ziduri intoarse/elevation, reverted walls

Armatura/Reinforcement: –S355,S345(PC52)

Strat de acoperire/concrete cover: –min.4cm expunere in aer/air exposed

NOTA/NOTE

Pentru mentinerea pozitiei corecte in timpul betonarii, se vor monta distantieri minim 4buc./m^2. Distantierii trebuie legati cu sarma de carcasa de armatura.

In order to maintain the correct position during concreting, minimum 4pcs./m^2 distance pieces shall be mounted. The distance pieces shall be connected to the reinforcing framework, using wire.

Se interzice copierea, difuzarea, imprumutarea sau utilizarea in alte scopuri, fara permisiunea AREX Lider Company ca proprietar al desenului.
This drawing is forbidden to be copied, lent or used in other purposes than those previously approved by AREX Lider Company as its owner.

VEDERE F–F / F–F VIEW
Scara/Scale 1:20


38x15=5.70
⑬⑫
⑦
⑫
22c
12b
⑳
22d
13a 12a

EXTRAS DE ARMATURA
TABLE FOR REINFORCEMENTS

M	Ø	B	L(m)	PC52				
				Ø10	Ø12	Ø14	Ø16	Ø20
1	10	40	3.80	152.00				
2	10	50	4.65	232.50				
3	12	28	1.10		30.80			
4	10	28	1.30	36.40				
5	10	28	1.25	35.00				
6	10	12	1.85	22.20				
7	12	90	5.95		535.50			
8	20	5	6.20					31.00
9	14	20	6.10			122.00		
10	12	24	6.10		146.40			
11	10	76	1.10	83.60				
12	16	37	1.60				59.20	
12a	16	39	1.60				62.40	
12b	16	46	1.70				78.20	
13	12	29	8.75		253.75			
13a	12	39	6.25		243.75			
14	12	46	1.10		50.60			
15	12	46	2.50		115.00			
16	14	56	3.70			207.20		
16a	16	12	5.20				62.40	
17	14	4	6.60			26.40		
18	12	46	3.95		181.70			
19	14	18	4.40			79.20		
19a	14	18	4.45			80.10		
19b	14	4	4.35			17.40		
20	14	72	Lm=4.85			349.20		
20a	14	74	Lm=2.80			207.20		
21	12	12	9.20		110.40			
22	14	40	Lm=5.60			224.00		
22a	14	6	7.45			44.70		
22b	14	8	7.25			58.00		
22c	14	12	6.20			74.40		
22d	14	18	Lm=3.35			60.30		
23	14	40	Lm=5.60			224.00		
23a	14	14	7.15			100.10		
24	14	10	1.80			18.00		
25	10	700	0.90	630.00				
26	14	16	3.60			57.60		
27	12	46	1.40		64.40			
LUNGIMI/Ø				1191.70	1732.30	1949.80	262.20	31.00
GREUTATI/ML (kg)				0.617	0.888	1.208	1.578	2.466
GREUTATI/Ø				735	1538	2355	414	76
GREUTATI PE TIP DE OTEL				5119				

TOTAL 2 CULEI: 2 x5119kg=10238kg
TOTAL 2 ABUTMENTS: 2x5119kg=10238kg
TOTAL 4 CULEI: 4x5119kg=20476kg
TOTAL 4 ABUTMENTS: 4x5119kg=20476kg

VEDERE D–D / D–D VIEW
Scara/Scale 1:20

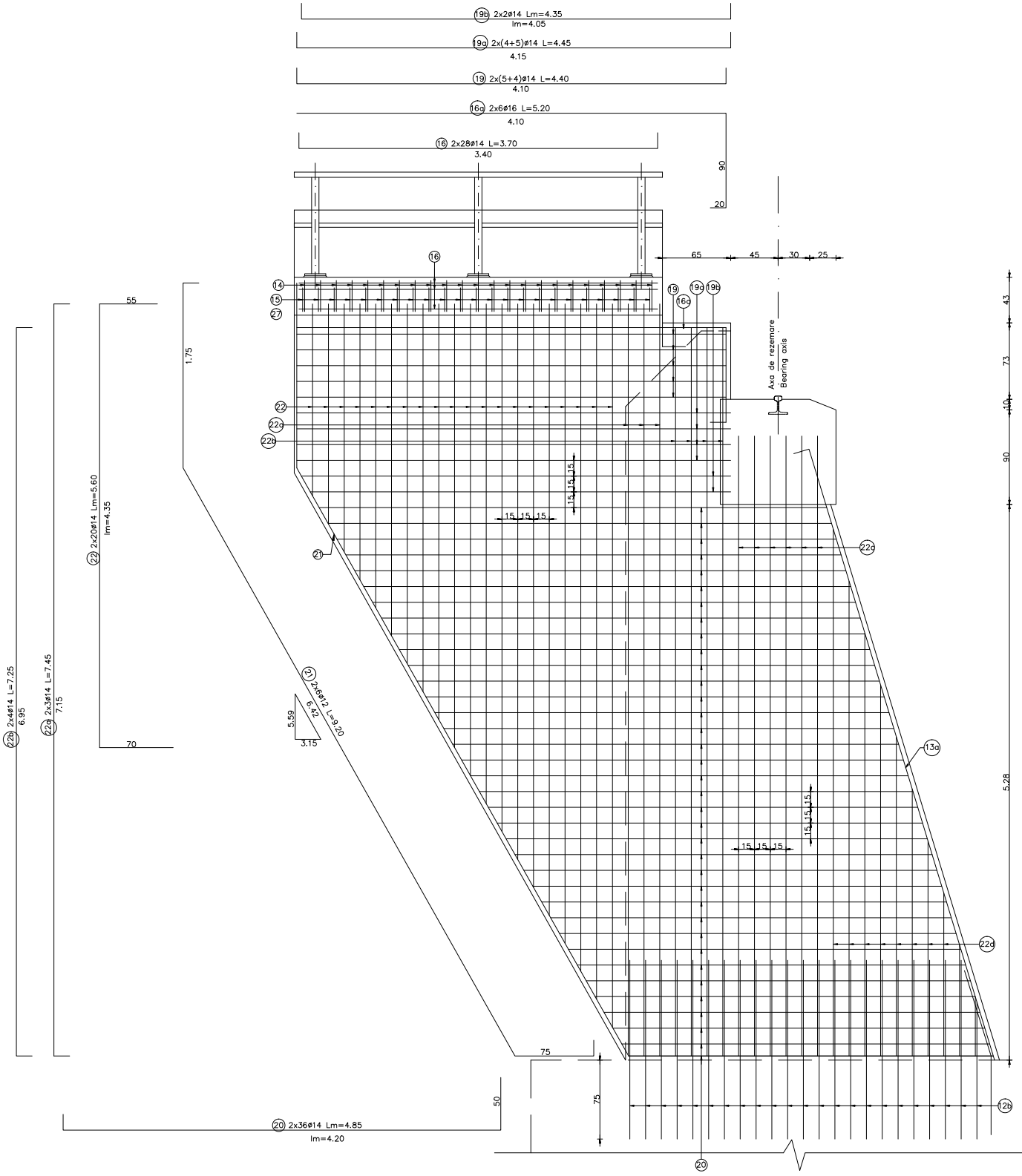
⑲b 2x2ø14 Lm=4.35
lm=4.05
⑲a 2x(4+5)ø14 L=4.45
4.15
⑲ 2x(5+4)ø14 L=4.40
4.10
16a 2x6ø16 L=5.20
4.10
⑯ 2x28ø14 L=3.70
3.40
90
20
⑯
65
45
30
25
⑭
⑮
㉗
⑲
16a
19a
19b
Axa de rezemare
Bearing axis
43
73
10
90
5.28
22
22a
22b
㉒ 2x20ø14 Lm=5.60
lm=4.35
55
70
1.75
22b 2x4ø14 L=7.25
6.95
22a 2x3ø14 L=7.45
7.15
15 15 15
15 15 15
㉑
22d
㉑ 2x6ø12 L=9.20
6.42
5.59
3.15
13a
22d
75
50
75
12b
⑳ 2x36ø14 Lm=4.85
lm=4.20
⑳

SECTIUNE E-E / E-E SECTION
Scara/Scale 1:20

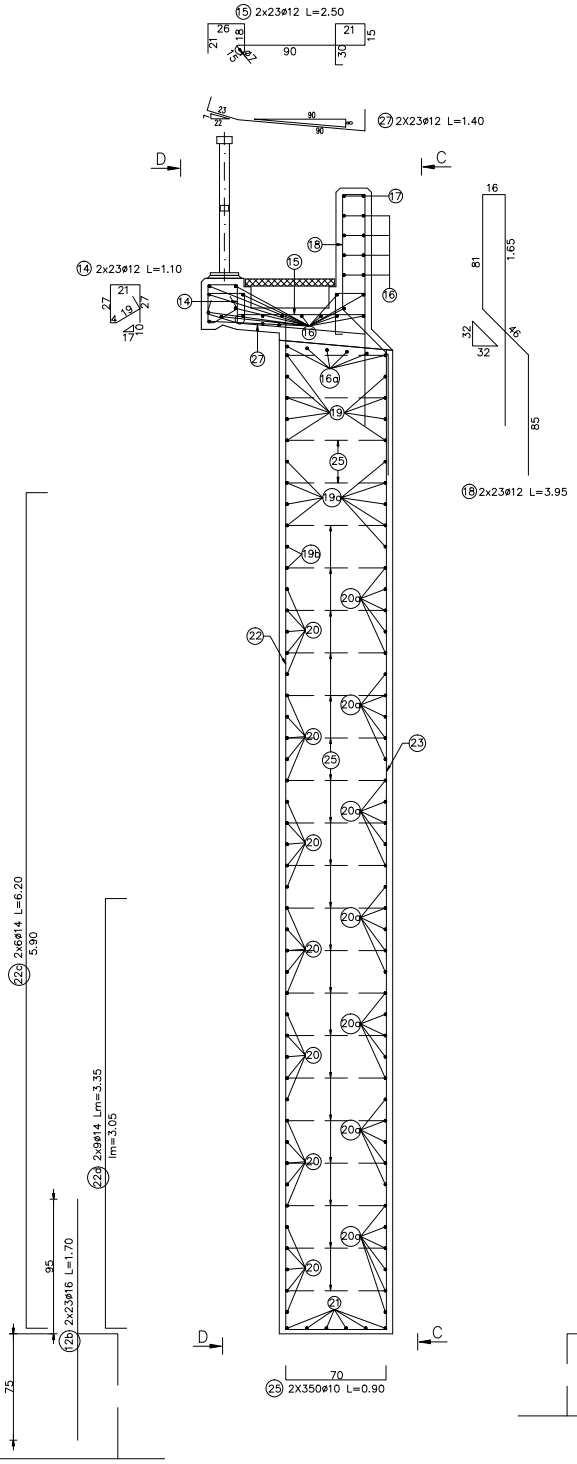
⑮ 2x23ø12 L=2.50
26
18
21
15
90
21
15
30
ø7
㉗ 2X23ø12 L=1.40
23
22
90
90
D
C
⑰
⑱
⑮
⑯
⑭ 2x23ø12 L=1.10
21
27
19
27
4
10
17
⑭
⑯
㉗
16a
⑲
㉕
19a
19b
20a
⑳
㉒
㉓
㉑
16
81
1.65
32
32
46
85
⑱ 2x23ø12 L=3.95
1.15
65
10
90
5.28
22c 2x6ø14 L=6.20
5.90
22d 2x9ø14 Lm=3.35
lm=3.05
12b 2x23ø16 L=1.70
95
75
D
C
70
㉕ 2X350ø10 L=0.90

VEDERE C-C / C-C VIEW
Scara/Scale 1:20

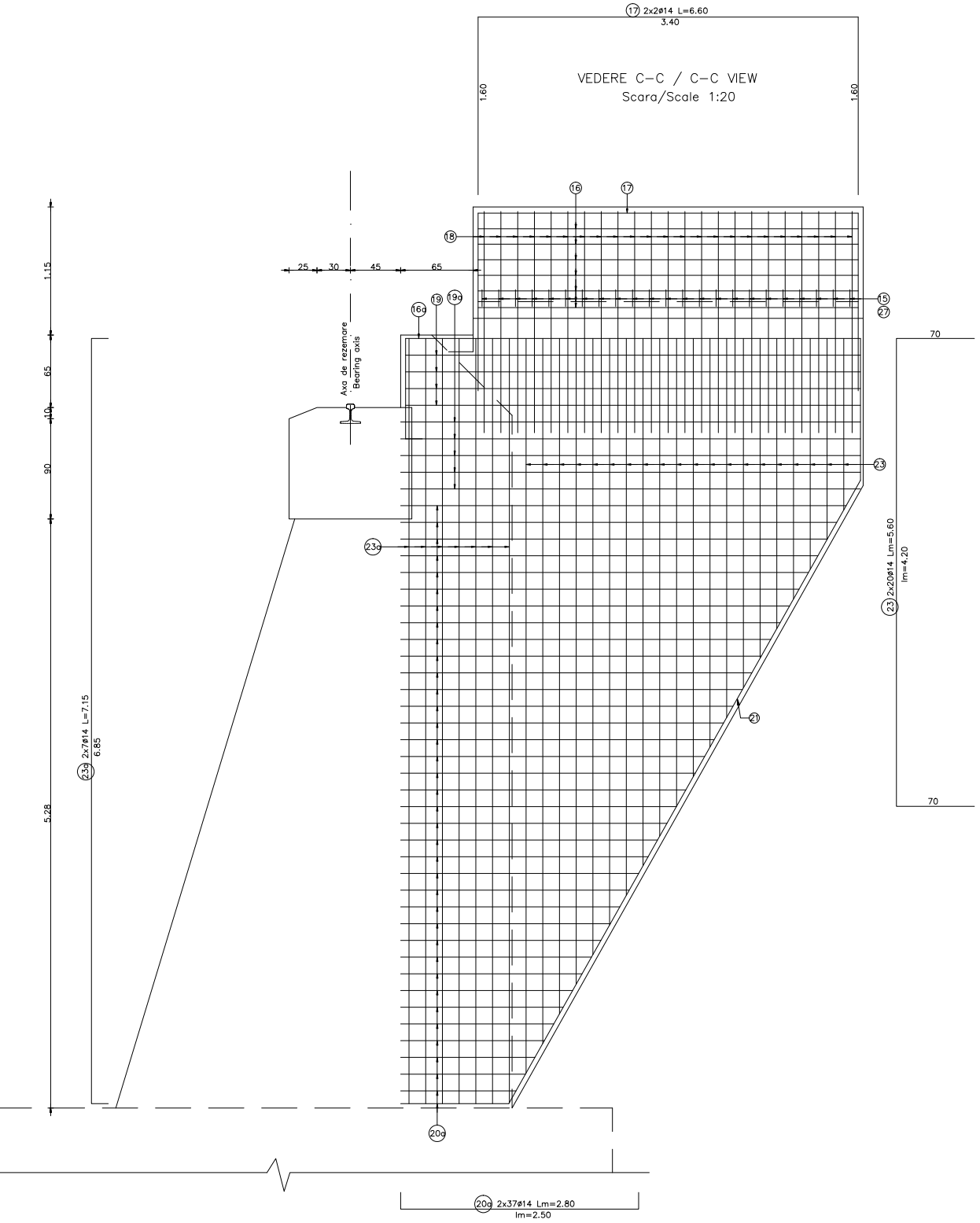
⑰ 2x2ø14 L=6.60
3.40
1.60
1.60
⑯
⑰
⑱
25
30
45
65
Axa de rezemare
Bearing axis
16a
⑲
19a
⑮
㉗
㉓
23a
㉑
20a
70
70
㉓ 2x20ø14 Lm=5.60
lm=4.20
23a 2x7ø14 L=7.15
6.85
20a 2x37ø14 Lm=2.80
lm=2.50

DALE PREFABRICATE DIN BETON ARMATE CU S.T.N.B.
CONCRETE PREFAB SLABS REINFORCED WITH S.T.N.B.
Sc. 1:10

TIP 1/TYPE 1

(7X2 buc. pentru trotuar/7X2 piece for sidewalk)

SECTIUNE a–a/a–a SECTION

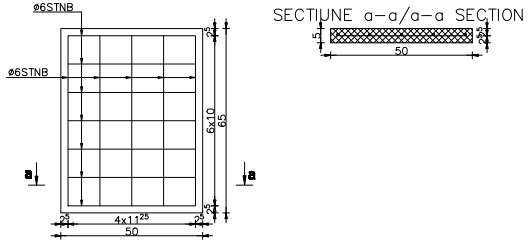
ø6STNB
ø6STNB
25
6x10
65
25
a
a
25
4x11²⁵
25
50
5
2.5
2.5
50

EXTRAS DE ARMATURA STNB PENTRU O CULEE DE CALE FERATA
TABLE FOR REINFORCEMENTS STNB FOR SINGLE ABUTMENT

TIP/TYPE	TIP ARMATURA TYEPE REINFOCEMENT	Nr. BUC. No. PIECE	kg/m	m/buc. m/piece	kg
TIP 1 TYPE 1	STNB 6 G.Q.283	14	0.222	6.15	20,00
				TOTAL	20.00kg

TOTAL 2 CULEI: 2 x 20kg=40kg
TOTAL 2 ABUTMENTS: 2 x 20kg=40kg
TOTAL 4 CULEI: 4 x 20kg=80kg
TOTAL 4 ABUTMENTS: 4 x 20kg=80kg

Indice Index	Data Date	Modificare Modification/Revision	Proiectant Designer	Aprobat Consultant Approved Consultant	Aprobat CFR Approved CFR
D					
C					
B					
A					

GUVERNUL ROMANIEI
ROMANIAN GOVERNMENT

PROIECT FINANȚAT DE UNIUNEA EUROPEANĂ
EUROPEAN UNION FINANCED PROJECT

CLIENT / CLIENT

C.N.C.F. "C.F.R." - S.A.

ITALFERR
GRUPPO FERROVIE DELLO STATO
Joint Venture leader

Scott Wilson

OBERMEYER
PLANEN + BERATEN GmbH

TECNIC
Consulting Engineers

			Data Date	Semnături Signature
Aprobat Approved	Șef proiect Project manager	R. Liuzza		R. Liuzza
Aprobat Approved	Coordonator Secțiune 1 Section 1 Coordinator	C. Gamberi		Gamberi
Verificat Checked	Expert Cheie Checking Expert	V. Kallidromitis		VK

SUBCONTRACTANT / SUBCONTRACTOR

AREX COMPANY

Aprobat Approved	Responsabil Subconsultant Subconsultant Responsible	A.Standu - Dinulescu	02.2012	
Întocmit Elaborated	Proiectant Designer	Andrei Costan	02.2012	

Reabilitarea liniei de cale ferata Brasov - Simeria, parte componentă a coridorului IV Pan European, pentru circulația trenurilor cu viteza maximă de 160 km/h,
Tronsonul : Brasov - Sighisoara
Rehabilitation of the railway line Brasov - Simeria, component Part of the IV Pan-European Corridor, for the trains circulation with maximum speed of 160 km/h,
Section : Brasov - Sighisoara

Proiect/Project
2004/RO/16/P/PA/003

Faza / Phase:
P.Th. / T.D.
D.E. / E.D.

Denumire desen / Drawing Title : INTERVAL/SECTION APATA – RACOS
POD Km.220+170,690 L=15.00m/PLAN ARMARE CULEI
BRIDGE Km.220+170,690 L=15.00m/ABUTMENTS REINFORCEMENT

Codificare / Codification System	Scara / Scale 1:20	LOT / LOT	Nr. / No 01 / 01

EA51 01 E 10 BC PV 02 0 2 010 0

2900x594