


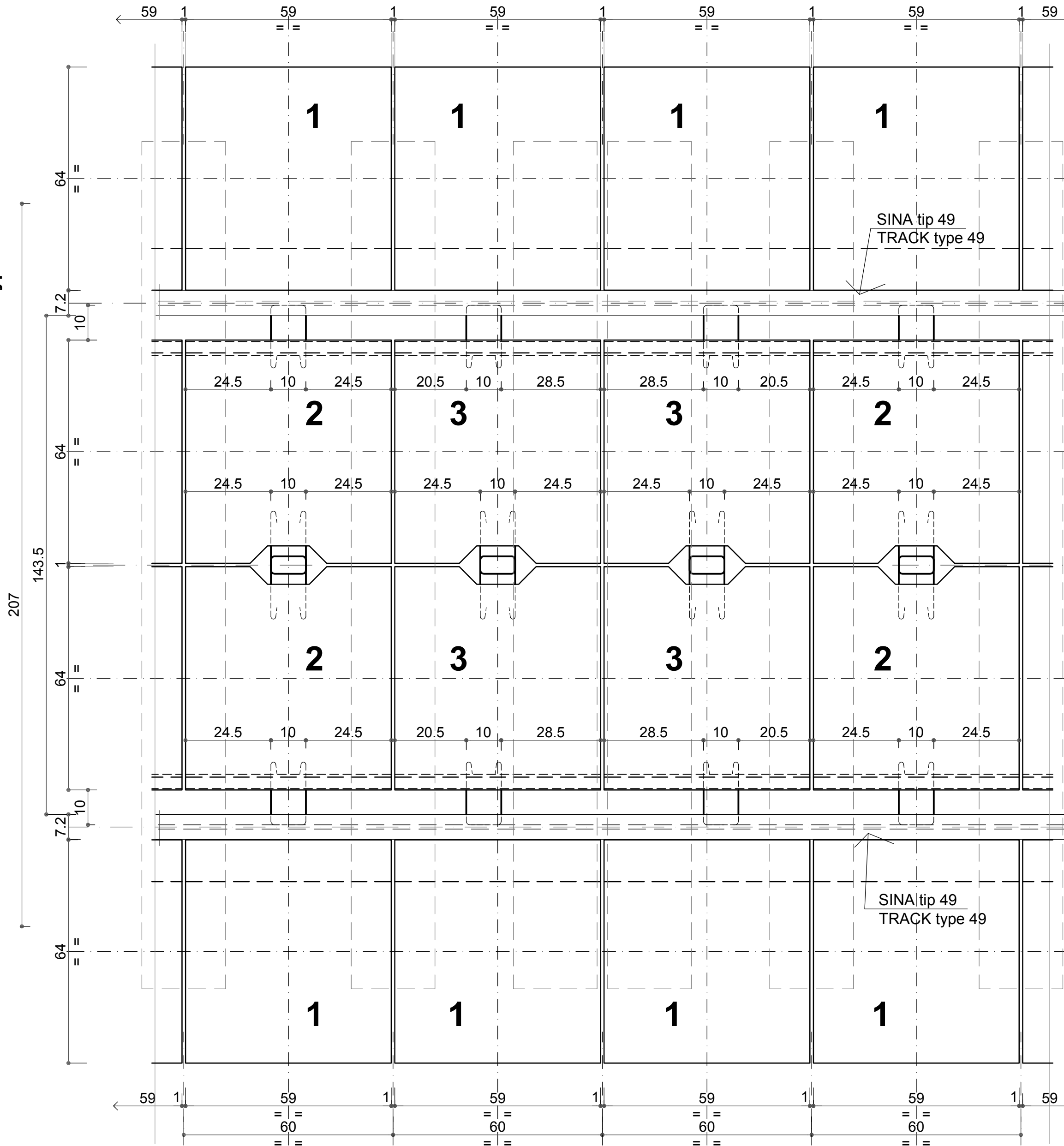
CALE de RULARE - ECARTAMENT 2000 mm. JOANTA PANOU 15 m - sina tip 45  
ROLLING TRACK - 2000 mm GAUGE. 15 m TRACK JOINT PANEL - track type 45

sc. 1:10




CALE de RULARE - ECARTAMENT 1435 mm. JOANTA PANOU 15 m - sina tip 45  
ROLLING TRACK - 1435 mm GAUGE. 15 m TRACK JOINT PANEL - track type 45

sc. 1:10



D					
C					
B					
A					
Indice Index	Data Date	Modificare Modification/Revision	Proiectant Designer	Aprobat Consultant Approved Consultant	Aprobat CFR Approved CFR



CONSULTANT / CONSULTANT				Data Date	Semnătură Signature
Aprobat Approved	Sef proiect Project manager	R. Liuzza	12.2011		<i>[Signature]</i>
Aprobat Approved	Coordonator Secțiune 1 Section 1 Coordinator	C. Gambelli	12.2011		<i>[Signature]</i>
Verificat Checked	Verificator Verifier	Giuseppe Fioravanti	12.2011		<i>[Signature]</i>

SUBCONTRACTANT / SUBCONTRACTOR				Data Date	Semnătură Signature
Aprobat Approved	Responsabil Subcontractant Subcontractant Responsible	A. Stanciu - Dinulescu	12.2011		<i>[Signature]</i>
Intocmit Elaborated	Proiectant Designer	Georgescu Toma Cristian	12.2011		<i>[Signature]</i>

Reabilitarea liniei de cale ferată Braşov - Simeria, parte componentă a coridorului IV Pan European, pentru circulația trenurilor cu viteză maximă de 160 km/h,  
Tronsonul : Braşov - Sighişoara  
Rehabilitation of the railway line Braşov - Simeria, component Part of the IV Pan-European Corridor, for the trains circulation with maximum speed of 160 km/h,  
Section : Braşov - Sighişoara

Project/Project  
2004/RO/16/PA/003  
Faza / Phase:  
D.E. / E.D.

Denumire desen / Drawing Title :  
SUBSTAȚIE TRACȚIUNE - CONSTRUCTII EXTERIOARE - TRACTION SUBSTATION - OUTDOOR CONSTRUCTION  
CALE de RULARE ECARTAMENT 1435 mm si 2000 mm JOANTE PANOU 15 m - sina tip 49  
ROLLING TRACK 1435 mm and 2000 mm GAUGE 15 m TRACK JOINTS PANEL - track type 49

Codificare / Codification System	Scara / Scale 1:10	LOT / LOT	Nr. / No 01 / 01
E A 5 1 0 1 E 0 0 P K A C 0 0 0 4 0 1 6 0			