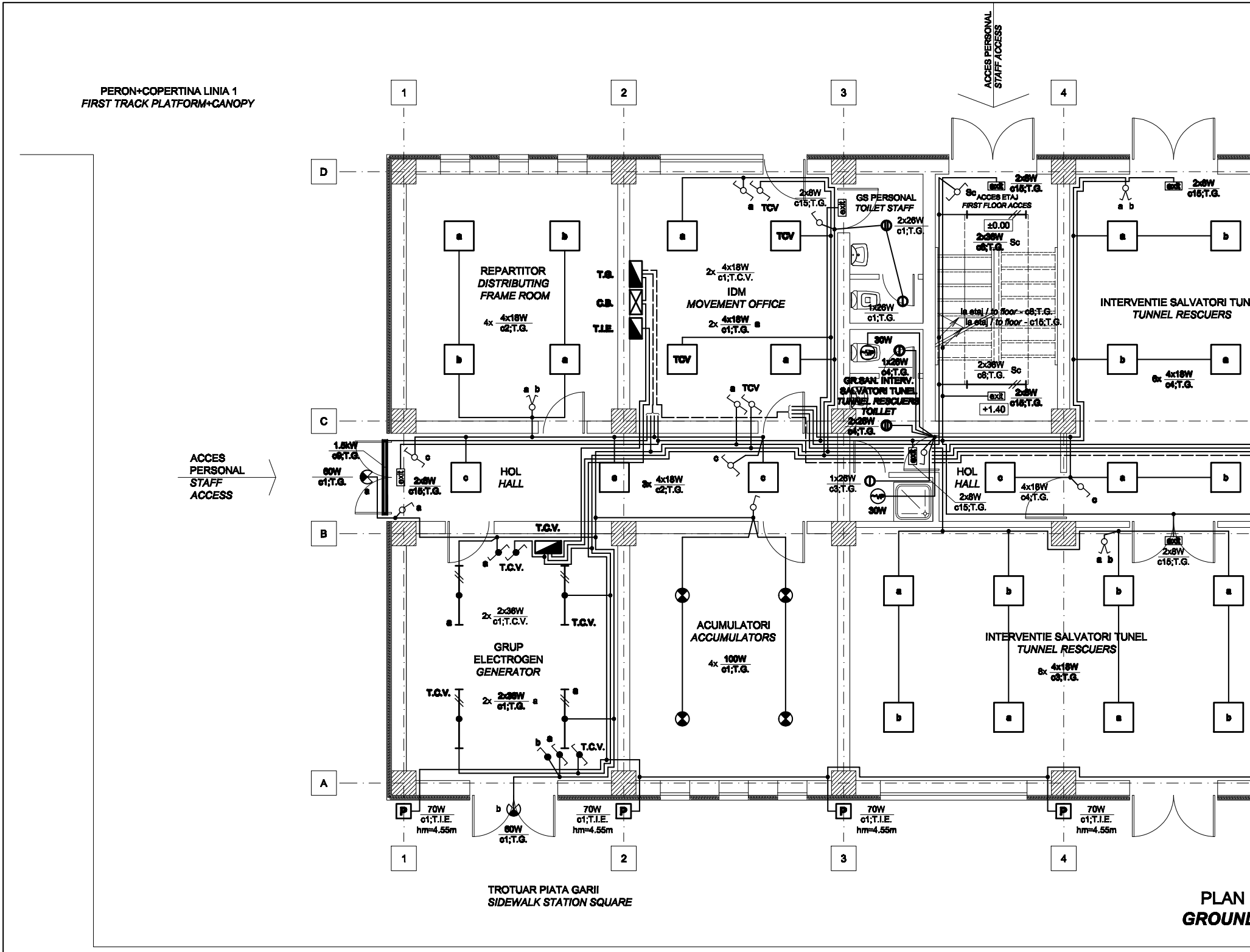
PERON+COPERTINA LINIA 1
FIRST TRACK PLATFORM+CANOPY
ACCES PERSONAL
STAFF ACCESS
REPARTITOR
DISTRIBUTING FRAME ROOM
4x 4x18W c2;T.G.
T.G.
C.B.
T.I.E.
IDM
MOVEMENT OFFICE
2x 4x18W c1;T.C.V.
2x 4x18W c1;T.G.
TCV
GS PERSONAL
TOILET STAFF
2x26W c1;T.G.
1x26W c1;T.G.
30W
1x26W c4;T.G.
GR.SAN. INTERV. SALVATORI TUNEL
TUNNEL RESCUERS TOILLET
2x26W c4;T.G.
Sc
ACCES ETAJ
FIRST FLOOR ACCES
±0.00
+1.40
2x36W c8;T.G.
la etaj / to floor - c8;T.G.
la etaj / to floor - c15;T.G.
exit
2x8W c15;T.G.
INTERVENTIE SALVATORI TUN
TUNNEL RESCUERS
6x 4x18W c4;T.G.
HOL
HALL
1.5kW c6;T.G.
60W c1;T.G.
3x 4x18W c2;T.G.
1x26W c3;T.G.
4x18W c4;T.G.
2x8W c15;T.G.
T.C.V.
GRUP ELECTROGEN
GENERATOR
2x 2x36W c1;T.C.V.
2x 2x36W c1;T.G.
ACUMULATORI
ACCUMULATORS
4x 100W c1;T.G.
INTERVENTIE SALVATORI TUNEL
TUNNEL RESCUERS
8x 4x18W c3;T.G.
P
70W c1;T.I.E. hm=4.55m
60W c1;T.G.
A
B
C
D
1
2
3
4
TROTUAR PIATA GARII
SIDEWALK STATION SQUARE

PLAN

GROUN

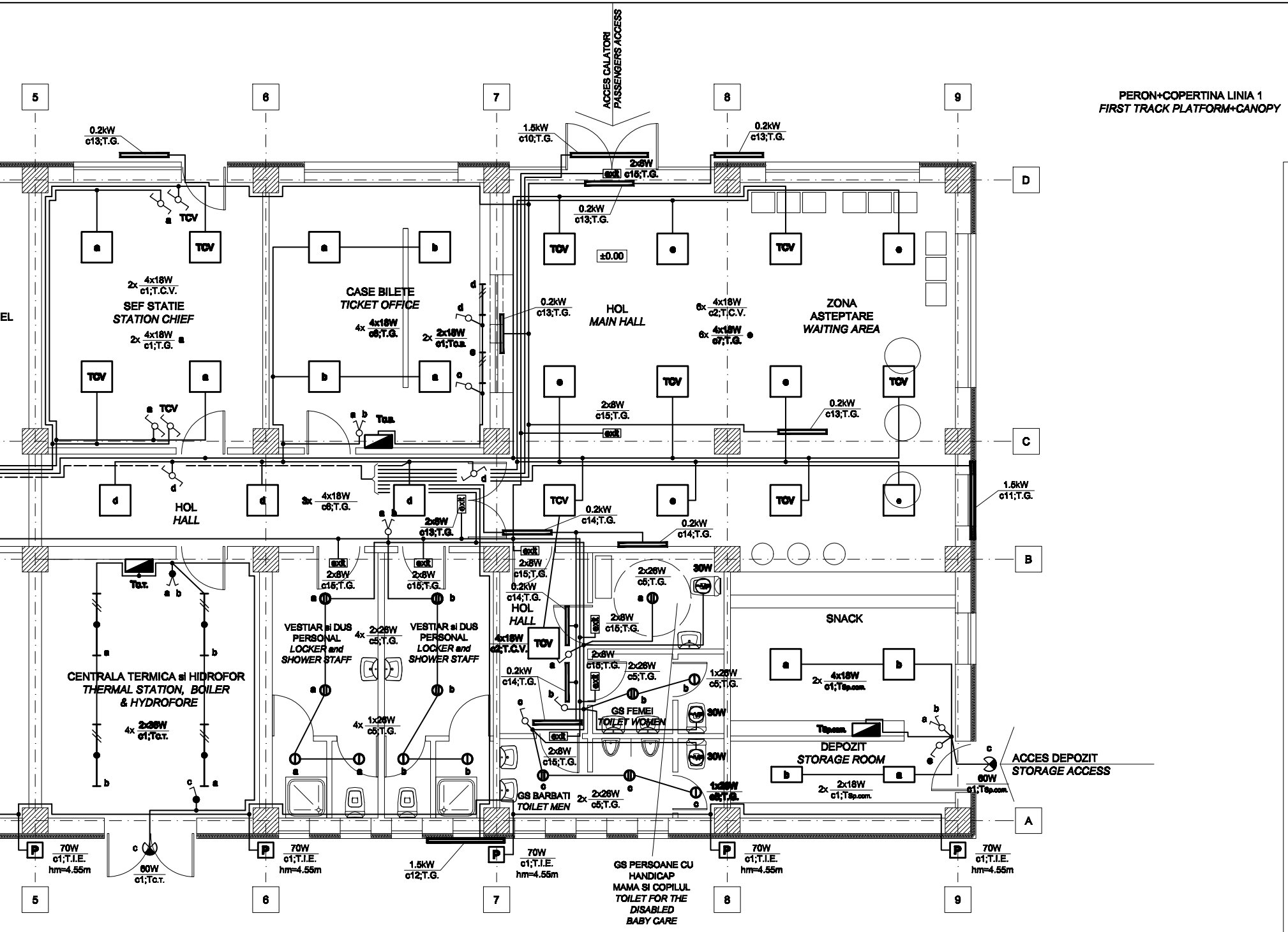
ACCES CALATORI
PASSENGERS ACCESS
PERON+COPERTINA LINIA 1
FIRST TRACK PLATFORM+CANOPY
5
6
7
8
9
D
C
B
A
0.2kW c13;T.G.
1.5kW c10;T.G.
2x8W c15;T.G.
exit
0.2kW c13;T.G.
TCV
a
b
c
d
e
±0.00
2x 4x18W c1;T.C.V.
SEF STATIE
STATION CHIEF
2x 4x18W c1;T.G.
CASE BILETE
TICKET OFFICE
4x 4x18W c6;T.G.
2x 2x18W c1;Tc.a.
Tc.a.
0.2kW c13;T.G.
HOL
MAIN HALL
6x 4x18W c2;T.C.V.
6x 4x18W c7;T.G.
ZONA
ASTEPTARE
WAITING AREA
2x8W c15;T.G.
0.2kW c13;T.G.
1.5kW c11;T.G.
EL
HOL
HALL
3x 4x18W c6;T.G.
2x8W c13;T.G.
0.2kW c14;T.G.
0.2kW c14;T.G.
2x8W c15;T.G.
0.2kW c14;T.G.
HOL
HALL
4x18W c2;T.C.V.
Tc.t.
CENTRALA TERMICA si HIDROFOR
THERMAL STATION, BOILER
& HYDROFORE
4x 2x26W c1;Tc.t.
VESTIAR si DUS PERSONAL
LOCKER and SHOWER STAFF
4x 2x26W c5;T.G.
4x 1x26W c5;T.G.
VESTIAR si DUS PERSONAL
LOCKER and SHOWER STAFF
2x26W c5;T.G.
2x8W c15;T.G.
30W
2x8W c15;T.G.
2x26W c5;T.G.
0.2kW c14;T.G.
1x26W c5;T.G.
GS FEMEI
TOILET WOMEN
2x8W c15;T.G.
GS BARBATI
TOILET MEN
2x 2x26W c5;T.G.
1x26W c5;T.G.
SNACK
2x 4x18W c1;Tsp.com.
Tsp.com.
DEPOZIT
STORAGE ROOM
2x 2x18W c1;Tsp.com.
ACCES DEPOZIT
STORAGE ACCESS
60W c1;Tsp.com.
60W c1;Tc.t.
P
70W c1;T.I.E. hm=4.55m
1.5kW c12;T.G.
GS PERSOANE CU HANDICAP
MAMA SI COPILUL
TOILET FOR THE DISABLED
BABY CARE

PARTER 1:50

D FLOOR 1:100

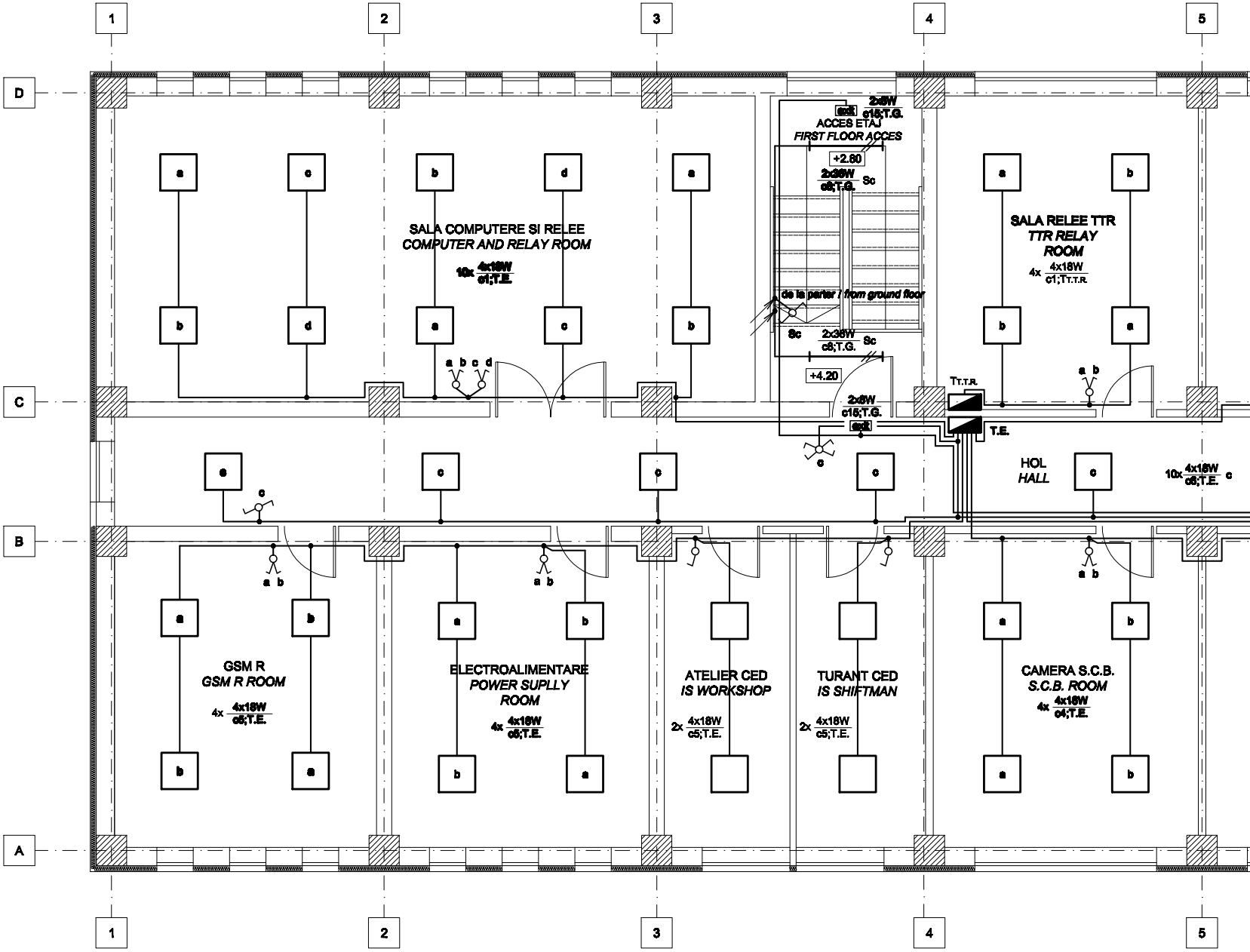
1
2
3
4
5
D
C
B
A
exit
2x8W
c15;T.G.
ACCES ETAJ
FIRST FLOOR ACCES
+2.80
2x36W
c8;T.G.
Sc
a
c
b
d
a
SALA COMPUTERE SI RELEE
COMPUTER AND RELAY ROOM
10x 4x18W
c1;T.E.
b
d
a
c
b
a b c d
de la parter / from ground floor
Sc
2x36W
c8;T.G.
Sc
+4.20
2x8W
c15;T.G.
exit
SALA RELEE TTR
TTR RELAY
ROOM
4x 4x18W
c1;TT.T.R.
a
b
b
a
a b
TT.T.R.
T.E.
c
c
c
c
c
c
HOL
HALL
c
10x 4x18W
c6;T.E. c
a b
a b
a b
GSM R
GSM R ROOM
4x 4x18W
c5;T.E.
a
b
b
a
ELECTROALIMENTARE
POWER SUPLLY
ROOM
4x 4x18W
c6;T.E.
a
b
b
a
ATELIER CED
IS WORKSHOP
2x 4x18W
c5;T.E.
TURANT CED
IS SHIFTMAN
2x 4x18W
c5;T.E.
CAMERA S.C.B.
S.C.B. ROOM
4x 4x18W
c4;T.E.
a
b
a
b

PLAN ETAJ 1:50
FIRST FLOOR 1:5

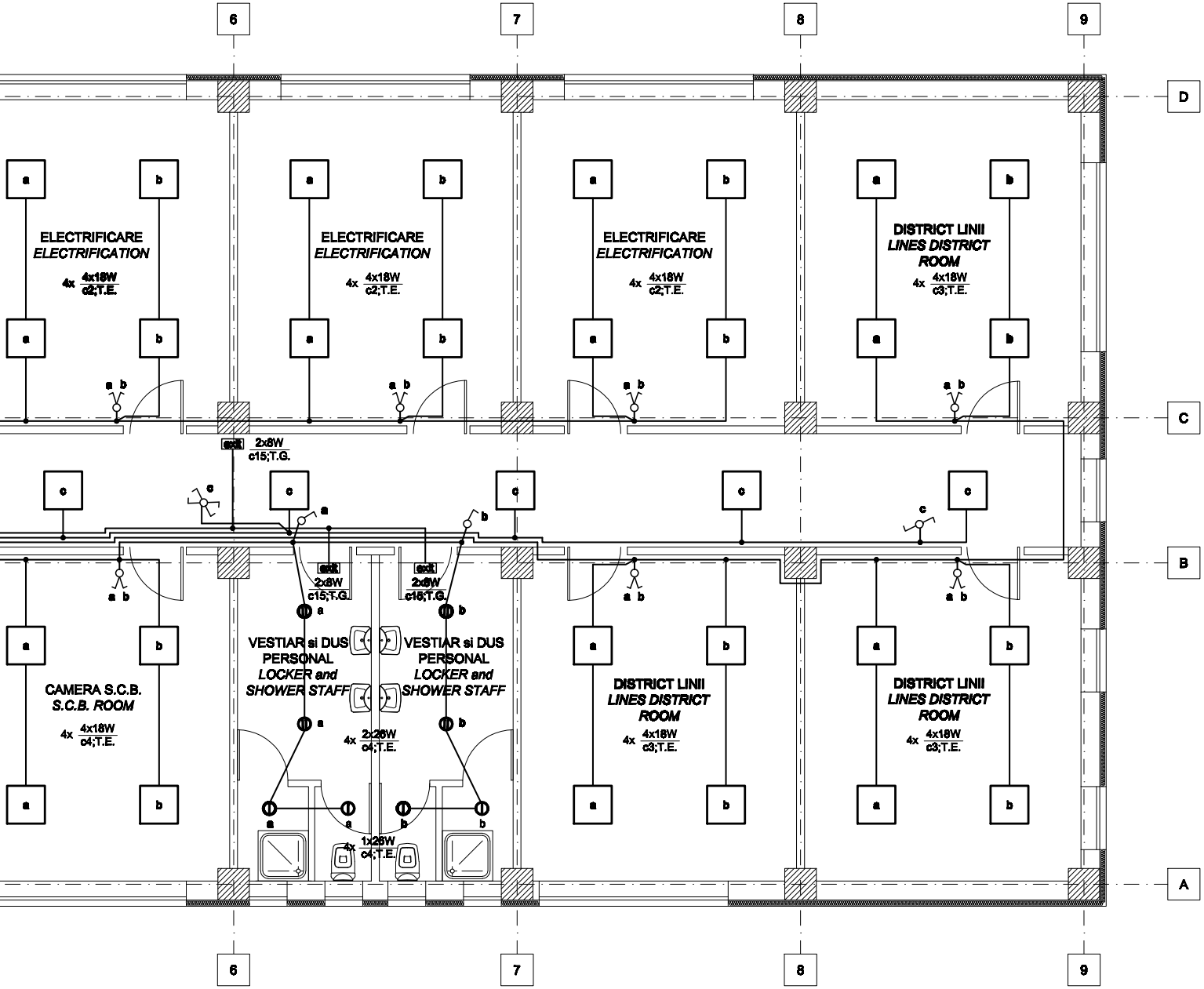
6
7
8
9
D
C
B
A
ELECTRIFICARE
ELECTRIFICATION
4x 4x18W c2;T.E.
ELECTRIFICARE
ELECTRIFICATION
4x 4x18W c2;T.E.
ELECTRIFICARE
ELECTRIFICATION
4x 4x18W c2;T.E.
DISTRICT LINII
LINES DISTRICT ROOM
4x 4x18W c3;T.E.
exit 2x8W c15;T.G.
CAMERA S.C.B.
S.C.B. ROOM
4x 4x18W c4;T.E.
VESTIAR si DUS PERSONAL
LOCKER and SHOWER STAFF
VESTIAR si DUS PERSONAL
LOCKER and SHOWER STAFF
exit 2x8W c15;T.G.
exit 2x8W c15;T.G.
4x 2x26W c4;T.E.
4x 1x26W c4;T.E.
DISTRICT LINII
LINES DISTRICT ROOM
4x 4x18W c3;T.E.
DISTRICT LINII
LINES DISTRICT ROOM
4x 4x18W c3;T.E.
a
b
c

50

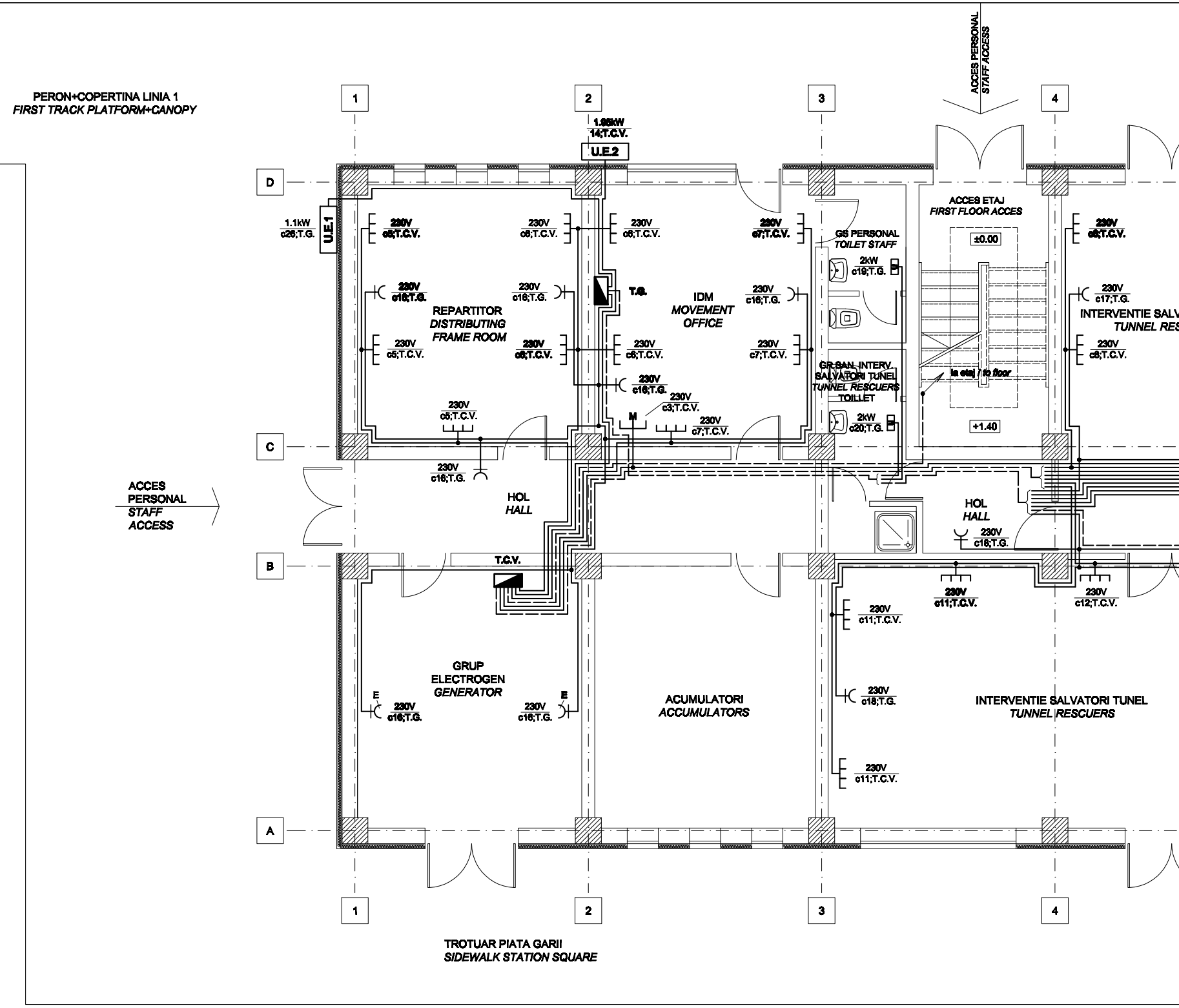

PERON+COPERTINA LINIA 1
FIRST TRACK PLATFORM+CANOPY
ACCES PERSONAL
STAFF ACCESS
1
2
3
4
D
C
B
A
1.95kW
14;T.C.V.
U.E.2
1.1kW
c26;T.G.
U.E.1
230V
c5;T.C.V.
230V
c6;T.C.V.
230V
c6;T.C.V.
230V
c7;T.C.V.
230V
c16;T.G.
230V
c16;T.G.
T.G.
REPARTITOR
DISTRIBUTING
FRAME ROOM
IDM
MOVEMENT
OFFICE
230V
c16;T.G.
230V
c5;T.C.V.
230V
c6;T.C.V.
230V
c6;T.C.V.
230V
c7;T.C.V.
230V
c16;T.G.
230V
c3;T.C.V.
M
230V
c5;T.C.V.
230V
c7;T.C.V.
230V
c16;T.G.
GS PERSONAL
TOILET STAFF
2kW
c19;T.G.
GR.SAN. INTERV.
SALVATORI TUNEL
TUNNEL RESCUERS
TOILLET
2kW
c20;T.G.
ACCES ETAJ
FIRST FLOOR ACCES
±0.00
la etaj / to floor
+1.40
230V
c8;T.C.V.
230V
c17;T.G.
INTERVENTIE SALV
TUNNEL RES
230V
c8;T.C.V.
ACCES
PERSONAL
STAFF
ACCESS
HOL
HALL
HOL
HALL
230V
c18;T.G.
T.C.V.
230V
c11;T.C.V.
230V
c12;T.C.V.
230V
c11;T.C.V.
GRUP
ELECTROGEN
GENERATOR
E
230V
c16;T.G.
E
230V
c16;T.G.
ACUMULATORI
ACCUMULATORS
230V
c18;T.G.
INTERVENTIE SALVATORI TUNEL
TUNNEL RESCUERS
230V
c11;T.C.V.
TROTUAR PIATA GARII
SIDEWALK STATION SQUARE

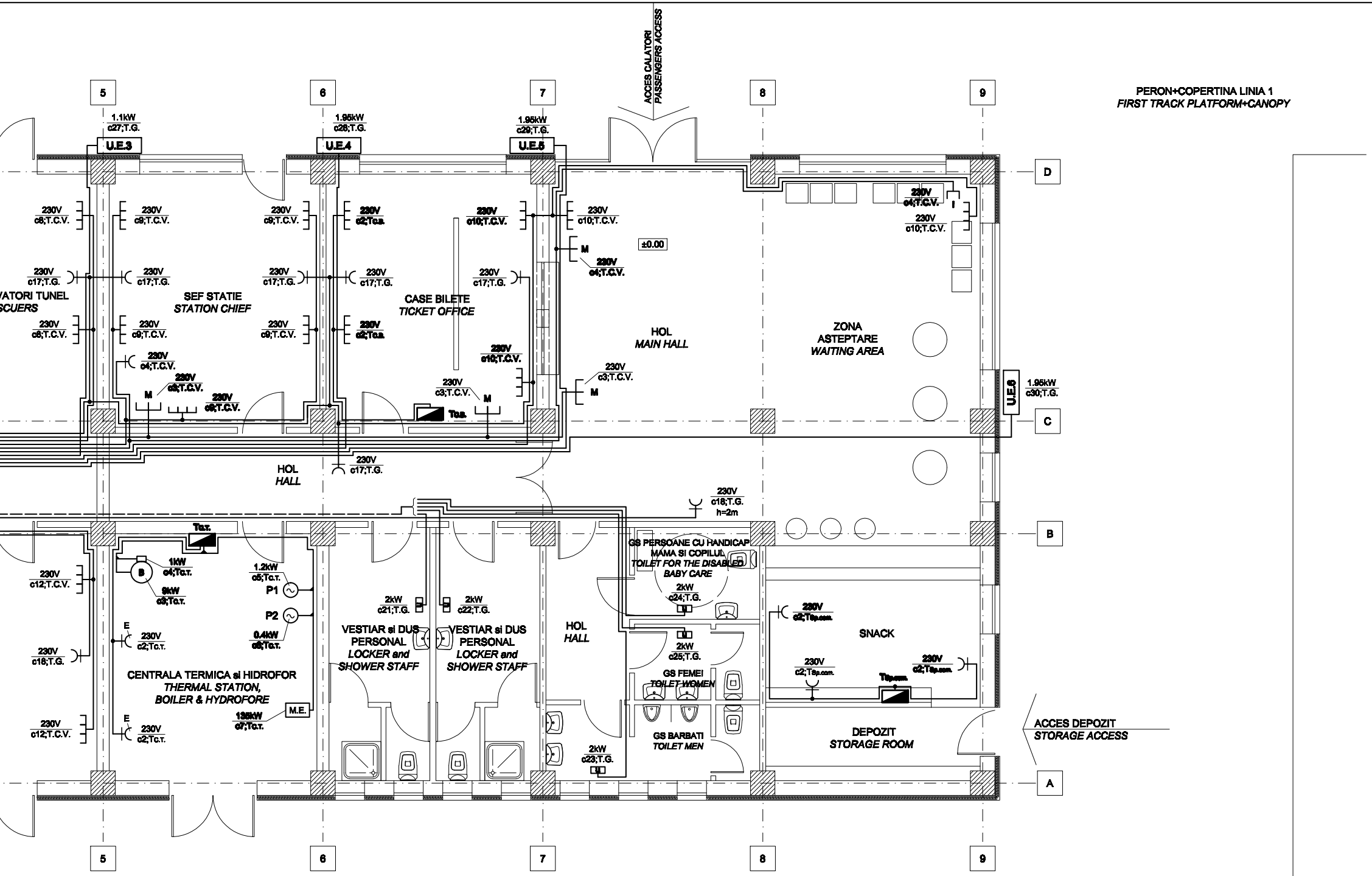
ACCES CALATORI
PASSENGERS ACCESS
PERON+COPERTINA LINIA 1
FIRST TRACK PLATFORM+CANOPY
5
6
7
8
9
D
C
B
A
1.1kW c27;T.G.
U.E.3
1.95kW c28;T.G.
U.E.4
1.95kW c29;T.G.
U.E.5
U.E.6
1.95kW c30;T.G.
VATORI TUNEL
SCUERS
SEF STATIE
STATION CHIEF
CASE BILETE
TICKET OFFICE
HOL
MAIN HALL
ZONA ASTEPTARE
WAITING AREA
±0.00
HOL
HALL
230V c8;T.C.V.
230V c9;T.C.V.
230V c2;Tc.a.
230V c10;T.C.V.
230V c17;T.G.
230V c4;T.C.V.
230V c3;T.C.V.
230V c6;T.C.V.
230V c18;T.G. h=2m
230V c12;T.C.V.
230V c16;T.G.
M
Tc.a.
Tc.T.
1kW c4;Tc.T.
9kW c3;Tc.T.
B
1.2kW c5;Tc.T.
P1
P2
0.4kW c6;Tc.T.
E
230V c2;Tc.T.
M.E.
135kW c7;Tc.T.
CENTRALA TERMICA si HIDROFOR
THERMAL STATION, BOILER & HYDROFORE
2kW c21;T.G.
2kW c22;T.G.
VESTIAR si DUS PERSONAL
LOCKER and SHOWER STAFF
HOL
HALL
GS PERSOANE CU HANDICAP
MAMA SI COPILUL
TOILET FOR THE DISABLED
BABY CARE
2kW c24;T.G.
2kW c25;T.G.
GS FEMEI
TOILET WOMEN
GS BARBATI
TOILET MEN
2kW c23;T.G.
SNACK
230V c2;Tsp.com.
Tsp.com.
DEPOZIT
STORAGE ROOM
ACCES DEPOZIT
STORAGE ACCESS

PLAN PARTER 1:50

GROUND FLOOR 1:100

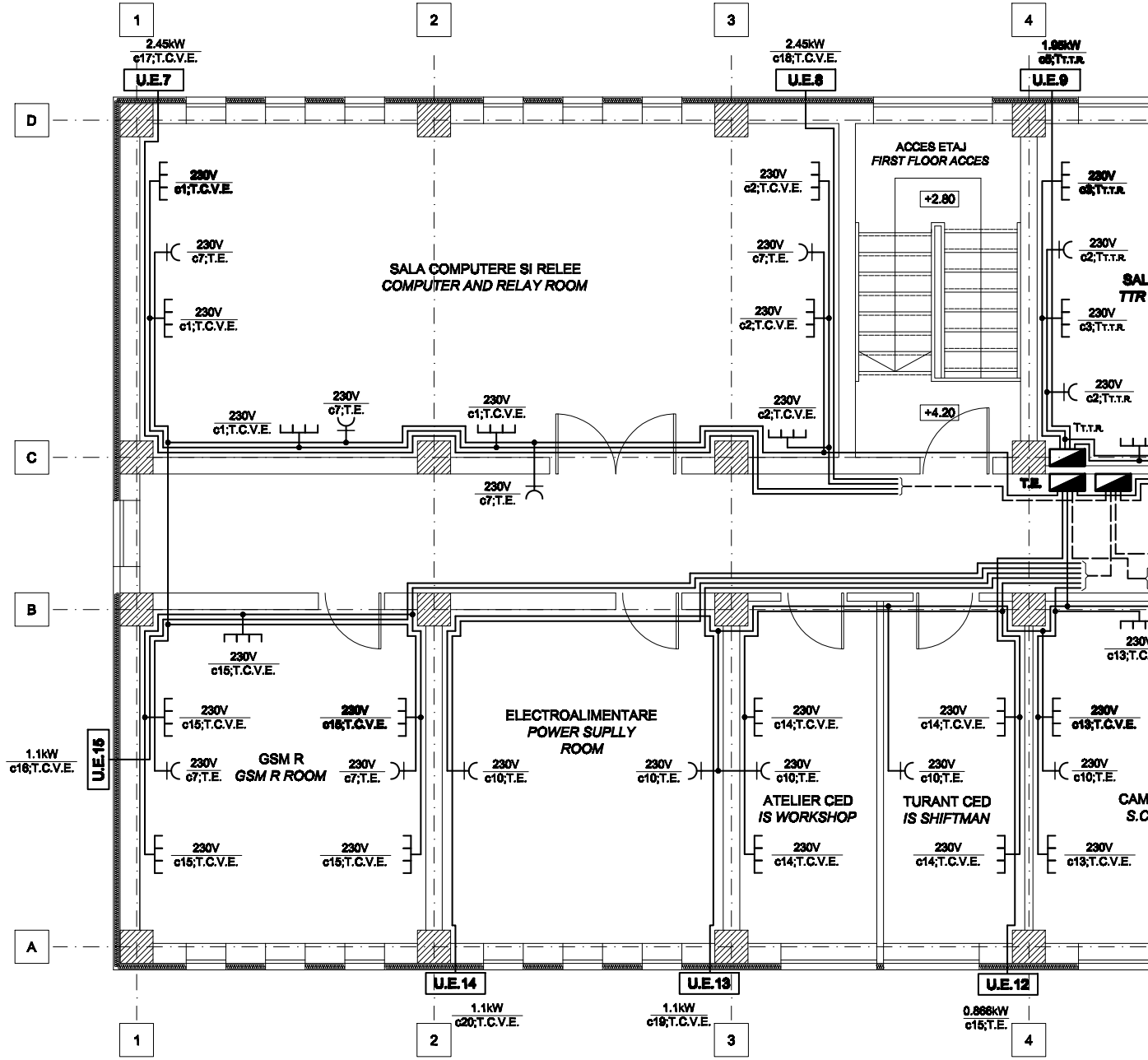
1
2
3
4
D
C
B
A
2.45kW
c17;T.C.V.E.
U.E.7
2.45kW
c18;T.C.V.E.
U.E.8
1.95kW
c8;TT.T.R.
U.E.9
SALA COMPUTERE SI RELEE
COMPUTER AND RELAY ROOM
230V
c1;T.C.V.E.
230V
c7;T.E.
230V
c1;T.C.V.E.
230V
c1;T.C.V.E.
230V
c7;T.E.
230V
c1;T.C.V.E.
230V
c2;T.C.V.E.
230V
c7;T.E.
230V
c2;T.C.V.E.
230V
c2;T.C.V.E.
230V
c7;T.E.
ACCES ETAJ
FIRST FLOOR ACCES
+2.80
+4.20
230V
c8;TT.T.R.
230V
c2;TT.T.R.
SAL
TTR
230V
c3;TT.T.R.
230V
c2;TT.T.R.
TT.T.R.
T.E.
230V
c15;T.C.V.E.
230V
c15;T.C.V.E.
230V
c15;T.C.V.E.
1.1kW
c16;T.C.V.E.
U.E.15
230V
c7;T.E.
GSM R
GSM R ROOM
230V
c7;T.E.
230V
c15;T.C.V.E.
230V
c15;T.C.V.E.
ELECTROALIMENTARE
POWER SUPLLY
ROOM
230V
c10;T.E.
230V
c10;T.E.
230V
c14;T.C.V.E.
230V
c10;T.E.
ATELIER CED
IS WORKSHOP
230V
c14;T.C.V.E.
230V
c14;T.C.V.E.
230V
c10;T.E.
TURANT CED
IS SHIFTMAN
230V
c14;T.C.V.E.
230V
c13;T.C
230V
c13;T.C.V.E.
230V
c10;T.E.
CAM
S.C
230V
c13;T.C.V.E.
U.E.14
1.1kW
c20;T.C.V.E.
U.E.13
1.1kW
c19;T.C.V.E.
U.E.12
0.866kW
c15;T.E.

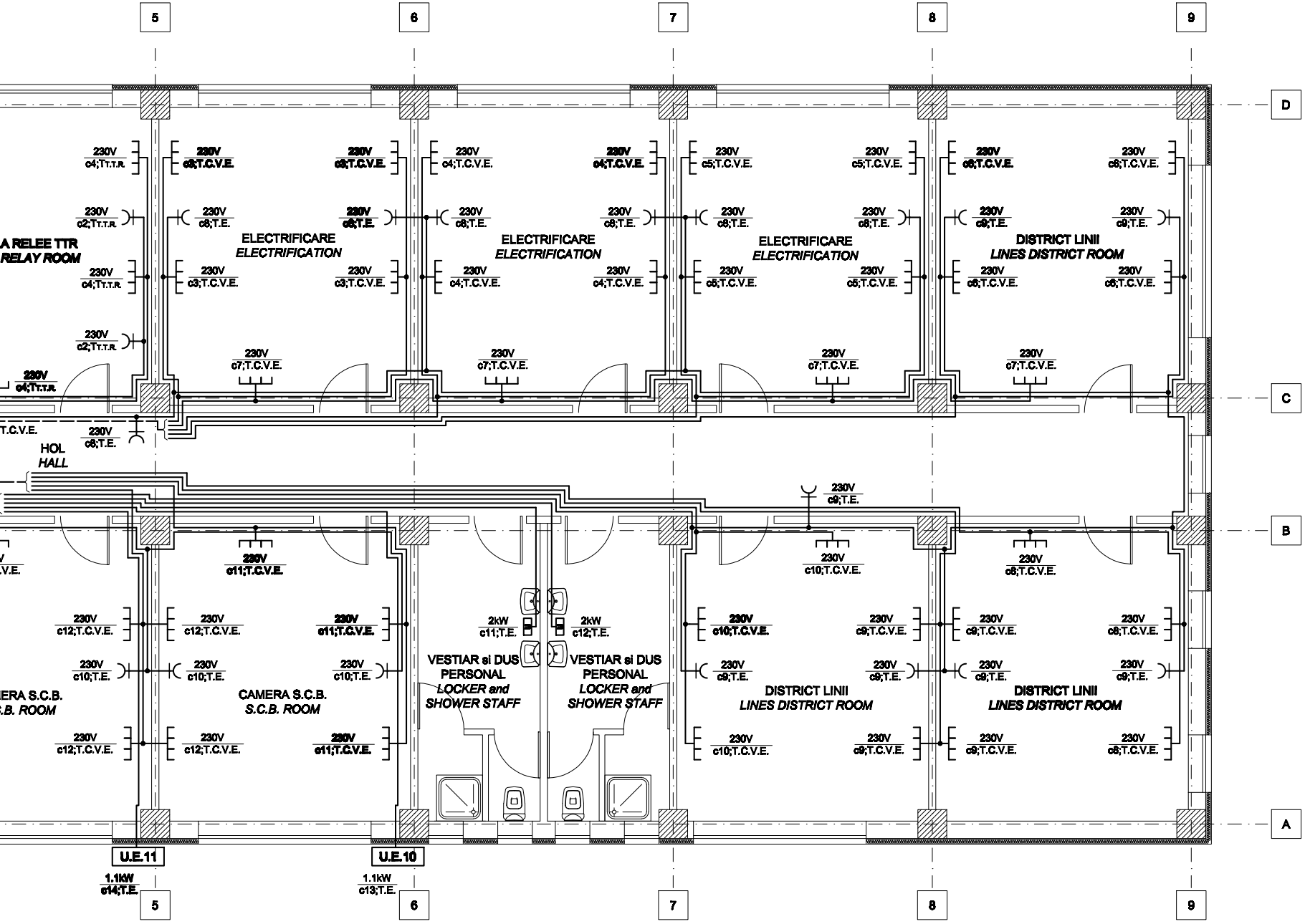
5
6
7
8
9
D
C
B
A
A RELEE TTR
RELAY ROOM
ELECTRIFICARE
ELECTRIFICATION
ELECTRIFICARE
ELECTRIFICATION
ELECTRIFICARE
ELECTRIFICATION
DISTRICT LINII
LINES DISTRICT ROOM
HOL
HALL
ERA S.C.B.
.B. ROOM
CAMERA S.C.B.
S.C.B. ROOM
VESTIAR si DUS
PERSONAL
LOCKER and
SHOWER STAFF
VESTIAR si DUS
PERSONAL
LOCKER and
SHOWER STAFF
DISTRICT LINII
LINES DISTRICT ROOM
DISTRICT LINII
LINES DISTRICT ROOM
230V c4;T.T.T.R.
230V c2;T.T.T.R.
230V c3;T.C.V.E.
230V c8;T.E.
230V c4;T.C.V.E.
230V c5;T.C.V.E.
230V c6;T.C.V.E.
230V c9;T.E.
230V c7;T.C.V.E.
T.C.V.E.
230V c8;T.E.
230V c9;T.E.
230V c11;T.C.V.E.
230V c10;T.C.V.E.
230V c8;T.C.V.E.
230V c12;T.C.V.E.
230V c10;T.E.
2kW c11;T.E.
2kW c12;T.E.
U.E.11
1.1kW c14;T.E.
U.E.10
1.1kW c13;T.E.

PLAN ETAJ 1:50

FIRST FLOOR 1:50

LEGENDA / *LEGEND:*

□	- Corp de iluminat pentru plafon fals cu balast electronic HF-P, echipat cu lampi tubulare fluorescente 4x18W, 230V, 50Hz, clasa I, IP40 *Lighting unit for false ceiling with electronic ballast HF-P, equipped with fluorescent tubular lamps 4x18W, 230V, 50Hz, class I, IP40*
▭	- Corp de iluminat pentru plafon fals cu balast electronic HF-P, echipat cu lampi tubulare fluorescente 2x18W, 230V, 50Hz, clasa I, IP40 *Lighting unit for false ceiling with electronic ballast HF-P, equipped with fluorescent tubular lamps 2x18W, 230V, 50Hz, class I, IP40*
├───//┤	- Corp de iluminat cu balast electronic HF-P si gratar, echipat cu lampi tubulare fluorescente 2x36W, 230V, 50Hz, clasa I, IP20 *Lighting unit with electronic ballast HF-P and grill, equipped with fluorescent tubular lamps 2x36W, 230V, 50Hz, class I, IP20*
├──●─//┤	- Corp de iluminat cu balast electronic HF-P, echipat cu lampi tubulare fluorescente 2x36W, 230V, 50Hz, clasa I, IP65 *Lighting unit with electronic ballast HF-P, equipped with fluorescent tubular lamps 2x36W, 230V, 50Hz, class I, IP65*
├//┤	- Corp de iluminat cu balast electronic HF-P si gratar, echipat cu lampi tubulare fluorescente 2x18W, 230V, 50Hz, clasa I, IP20 *Lighting unit with electronic ballast HF-P and grill, equipped with fluorescent tubular lamps 2x18W, 230V, 50Hz, class I, IP20*
├●//┤	- Corp de iluminat cu balast electronic HF-P si gratar, echipat cu lampi tubulare fluorescente 2x18W, 230V, 50Hz, clasa I, IP 65 *Lighting unit with electronic ballast HF-P and grill, equipped with fluorescent tubular lamps 2x18W, 230V, 50Hz, class I, IP 65*
⦶	- Corp de iluminat pentru plafon fals cu balast electronic HF-P, echipat cu lampi fluocompacte 1x26W, 230V, 50Hz, clasa I, IP44 *Lighting unit for false ceiling with electronic ballast HF-P, equipped with fluocompacte lamps 1x26W, 230V, 50Hz, class I, IP44*
⦷	- Corp de iluminat pentru plafon fals cu balast electronic HF-P, echipat cu lampi fluocompacte 2x26W, 230V, 50Hz, clasa I, IP44 *Lighting unit for false ceiling with electronic ballast HF-P, equipped with fluocompacte lamps 2x26W, 230V, 50Hz, class I, IP44*
⊗	- Corp de iluminat tip aplica, echipat cu lampa incandescenta 60W, 230V, 50Hz, clasa I, IP54 *Lighting unit type bracket, equipped with incandescent lamp 60W, 230V, 50Hz, class I, IP54*
⨂	- Corp de iluminat pentru mediu exploziv, echipat cu lampa incandescenta 100W, 230V, 50Hz, clasa I, IP54 *Lighting unit for explosion-proof, equipped with incandescent lamp 100W, 230V, 50Hz, class I, IP54*
exit	- Corp de iluminat tip luminobloc 2x8W, iluminat permanent, cu autonomie de trei ore, 230V, 50Hz, clasa II, IP42 *Lighting unit type luminobloc 2x8W, permanent lighting, three-hour autonomy, 230V, 50Hz, class II, IP42*
▬	- Pictograma / *Pictogram*
P	- Corp de iluminat tip proiector cu reflector asimetric, echipat cu lampi cu vapori de sodiu, 70W, 230V, 50Hz, clasa I, IP66 *Lighting unit type projector with asymmetric reflector, equipped with sodium vapor lamps, 70W, 230V, 50Hz, class I, IP66*
VP	- Ventilator de plafon cu senzor de prezenta 30W, 230V , 50Hz *Ceiling fan with presence sensor 30W, 230V , 50Hz*
○	- Comutator unipolar 250V, 10A *Single change-over 250V, 10A*
●	- Comutator unipolar etans 250V, 10A *Single tight change-over 250V, 10A*
○	- Intrerupator unipolar 250V, 10A *Single switch 250V, 10A*
●	- Intrerupator unipolar etans 250V, 10A *Single tight switch 250V, 10A*
○	- Intrerupator pentru scara 250V, 10A *Stair switch 250A, 10A*
●	- Intrerupator pentru scara etans 250V, 10A *Stair tight switch 250V, 10A*
○	- Intrerupator cruce 250V, 10A *Cross switch 250V, 10A*
Y	- Priza bipolara, cu contact de protectie 250V/16A *Two-poles socket outlet, with protection contact 250V / 16A*
E Y	- Priza bipolara etansa, cu contact de protectie 250V/16A *Two-poles tight socket outlet, with protection contact 250V / 16A*
I	- Priza de calculator bipolara, cu contact de protectie 250V/16A (pentru informatii) *Two-poles computer socket outlet, with protection contact 250V / 16A (for information)*
M	- Priza de calculator bipolara dubla, cu contact de protectie 250V/16A (pentru monitor) *Two-poles computer socket outlet dual,with protection contact 250V / 16A (for display)*
┴┴┴	- Priza de calculator bipolara tripla, cu contact de protectie 250V/16A *Two-poles computer socket outlet triple, with protection contact 250V / 16A*
U.E.1	- Unitate exterioara de climatizare sistem monosplit 230V, 50Hz, P= 1.1kW *Outdoor unit air conditioning system monosplit 230V, 50Hz, P= 1.1kW*
U.E.2	- Unitate exterioara de climatizare sistem monosplit 230V, 50Hz, P= 1.95kW *Outdoor unit air conditioning system monosplit 230V, 50Hz, P= 1.95kW*
U.E.3	- Unitate exterioara de climatizare sistem monosplit 230V, 50Hz, P= 1.1kW *Outdoor unit air conditioning system monosplit 230V, 50Hz, P= 1.1kW*
U.E.4	- Unitate exterioara de climatizare sistem monosplit 230V, 50Hz, P= 1.95kW *Outdoor unit air conditioning system monosplit 230V, 50Hz, P= 1.95kW*
U.E.5	- Unitate exterioara de climatizare sistem monosplit 230V, 50Hz, P= 1.95kW *Outdoor unit air conditioning system monosplit 230V, 50Hz, P= 1.95kW*
U.E.6	- Unitate exterioara de climatizare sistem monosplit 230V, 50Hz, P= 1.95kW *Outdoor unit air conditioning system monosplit 230V, 50Hz, P= 1.95kW*
U.E.7	- Unitate exterioara de climatizare sistem monosplit 230V, 50Hz, P= 2.45kW *Outdoor unit air conditioning system monosplit 230V, 50Hz, P= 2.45kW*
U.E.8	- Unitate exterioara de climatizare sistem monosplit 230V, 50Hz, P= 2.45kW *Outdoor unit air conditioning system monosplit 230V, 50Hz, P= 2.45kW*
U.E.9	- Unitate exterioara de climatizare sistem monosplit 230V, 50Hz, P= 1.95kW *Outdoor unit air conditioning system monosplit 230V, 50Hz, P= 1.95kW*
U.E.10	- Unitate exterioara de climatizare sistem monosplit 230V, 50Hz, P= 1.1kW *Outdoor unit air conditioning system monosplit 230V, 50Hz, P= 1.1kW*
U.E.11	- Unitate exterioara de climatizare sistem monosplit 230V, 50Hz, P= 1.1kW *Outdoor unit air conditioning system monosplit 230V, 50Hz, P= 1.1kW*
U.E.12	- Unitate exterioara de climatizare sistem monosplit 230V, 50Hz, P= 0.866kW *Outdoor unit air conditioning system monosplit 230V, 50Hz, P= 0.866kW*
U.E.13	- Unitate exterioara de climatizare sistem monosplit 230V, 50Hz, P= 1.1kW *Outdoor unit air conditioning system monosplit 230V, 50Hz, P= 1.95kW*
U.E.14	- Unitate exterioara de climatizare sistem monosplit 230V, 50Hz, P= 1.1kW *Outdoor unit air conditioning system monosplit 230V, 50Hz, P= 1.1kW*
U.E.15	- Unitate exterioara de climatizare sistem monosplit 230V, 50Hz, P= 1.1kW *Outdoor unit air conditioning system monosplit 230V, 50Hz, P= 1.1kW*
U	- Uscator de maini 230V, 50Hz, P=2kW / *Hand dryer 230V, 50Hz, P=2kW*
M.E.	- Microcentrala electrica pentru incalzire 400V, 50Hz, P=135kW *Micro electric boiling for heating 400V, 50Hz, P=135kW*
B	- Boiler electric 400V, 50Hz, P=9kW / *Electric boiler 400V, 50Hz, P=9kW*
P1 ~	- Pompa pentru hidrofor 230V, 50Hz, P=1.2kW *Pump for hydrophore 230V, 50Hz, P=1.2kW*
P2 ~	- Pompa circulatie agent termic pentru incalzire 230V, 50Hz, P=0.4kW *Heat carrier circulation pump for heating 230V, 50Hz, P=0.4kW*
▭	- Statie completa de automatizare pentru sisteme solare 230V, 50Hz, P=1kW *Compete automation station for solar systems 230V, 50Hz, P=1kW*
◪	- Tablou electric / *Electric board*
⊠ C.B.	- Cutie cu butoane / *Box of buttons*

D					
C					
B					
A					
Indice Index	Data Date	Modificare Modification/Revision	Proiectant Designer	Aprobat Consultant Approved Consultant	Aprobat CFR Approved CFR

GUVERNUL ROMANIEI
ROMANIAN GOVERNMENT

PROIECT FINANŢAT DE UNIUNEA EUROPEANĂ
EUROPEAN UNION FINANCED PROJECT

CLIENT / CLIENT

C.N.C.F. "C.F.R." - S.A.

ITALFERR
GRUPPO FERROVIE DELLO STATO
Joint Venture leader

Scott Wilson

OBERMEYER
PLANEN + BERATEN GmbH

TECNIC
Consulting Engineers

CONSULTANT / CONSULTANT			Data Date	Semnătură Signature
Aprobat Approved	Şef proiect Project manager	R. Liuzza	12.2011	
Aprobat Approved	Coordonator Secţiune 1 Section 1 Coordinator	C. Gambelli	12.2011	
Verificat Checked	Expert Verificator Checking Expert	G. Fioravanti	12.2011	

SUBCONTRACTANT / SUBCONTRACTOR

Aprobat Approved	Responsabil Subconsultant Subconsultant Responsible	A.Stanciu - Dinulescu	12.2011	
Întocmit Elaborated	Proiectant Designer	D. Matei	12.2011	

Reabilitarea liniei de cale ferata Braşov - Simeria, parte componentă a coridorului IV Pan European, pentru circulaţia trenurilor cu viteza maximă de 160 km/h,
Tronsonul : Braşov - Sighişoara
Rehabilitation of the railway line Braşov - Simeria, component Part of the IV Pan-European Corridor, for the trains circulation with maximum speed of 160 km/h,
Section : Braşov - Sighişoara

Proiect/Project
2004/RO/16/P/PA/003

Faza / Phase:
P.Th. / T.D.

Denumire desen / Drawing Title :

Instalaţii electrice interioare clădire staţie - Staţia Racoş;
Racos station - Indoor wirings station building

Codificare / Codification System	Scara / Scale 1:50	LOT / LOT	Nr. / No 01 / 01

EA51 01 C 11 PB IE 00 5 1 027 1

A2(420x4920)