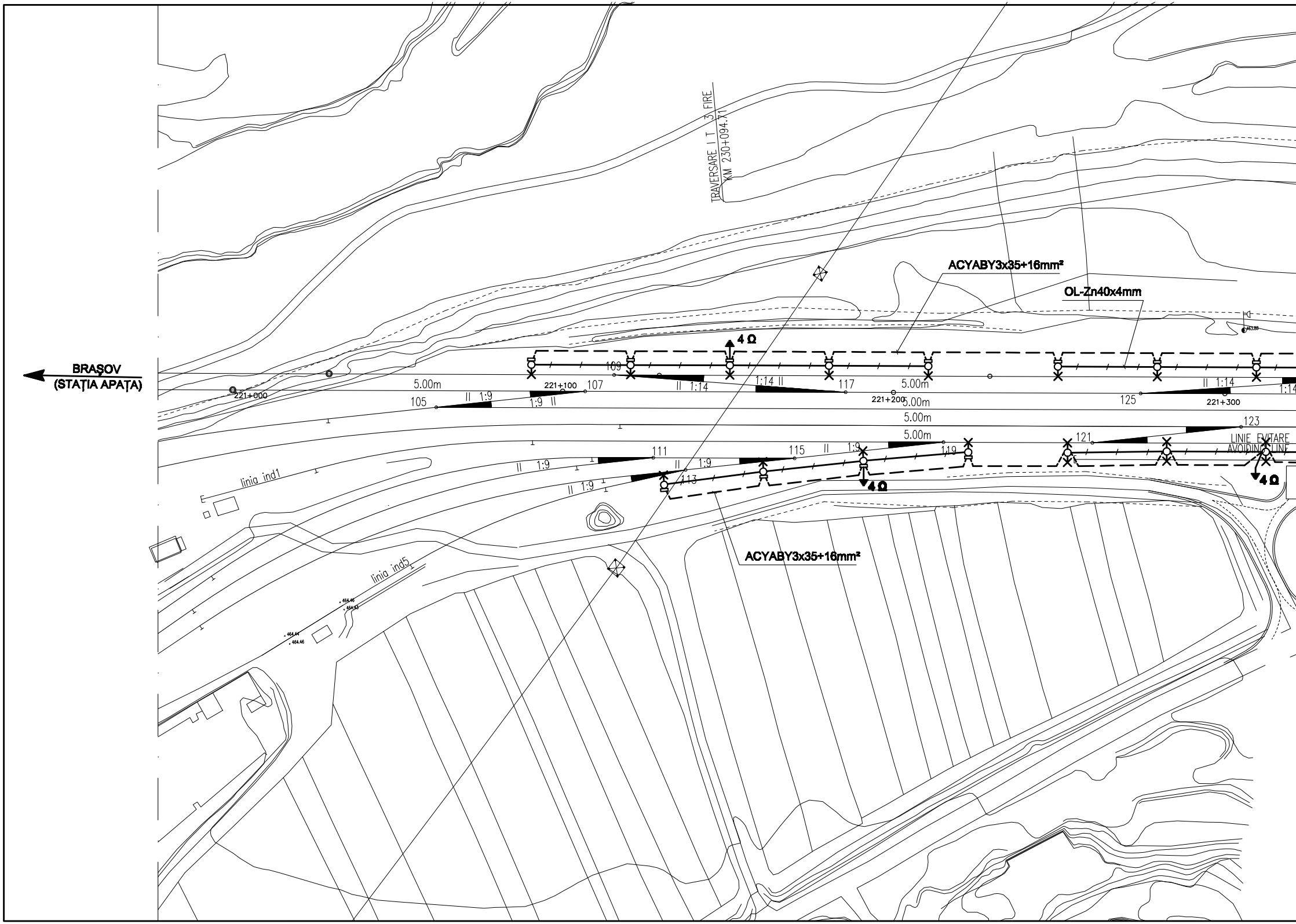
BRAȘOV
(STAȚIA APAȚA)
TRAVERSARE I T 3 FIRE
KM 230+094.71
ACYABY3x35+16mm²
OL-Zn40x4mm
4 Ω
4 Ω
4 Ω
221+000
221+100
221+200
221+300
105
107
109
117
125
123
121
111
113
115
119
5.00m
5.00m
5.00m
5.00m
5.00m
II 1:9
1:9 II
II 1:14
1:14 II
II 1:14
II 1:9
II 1:9
II 1:9
II 1:9
LINIE EVITARE
AVOIDING LINE
linia ind1
linia ind5
464.46
464.43
464.44
464.46
463.88
ACYABY3x35+16mm²

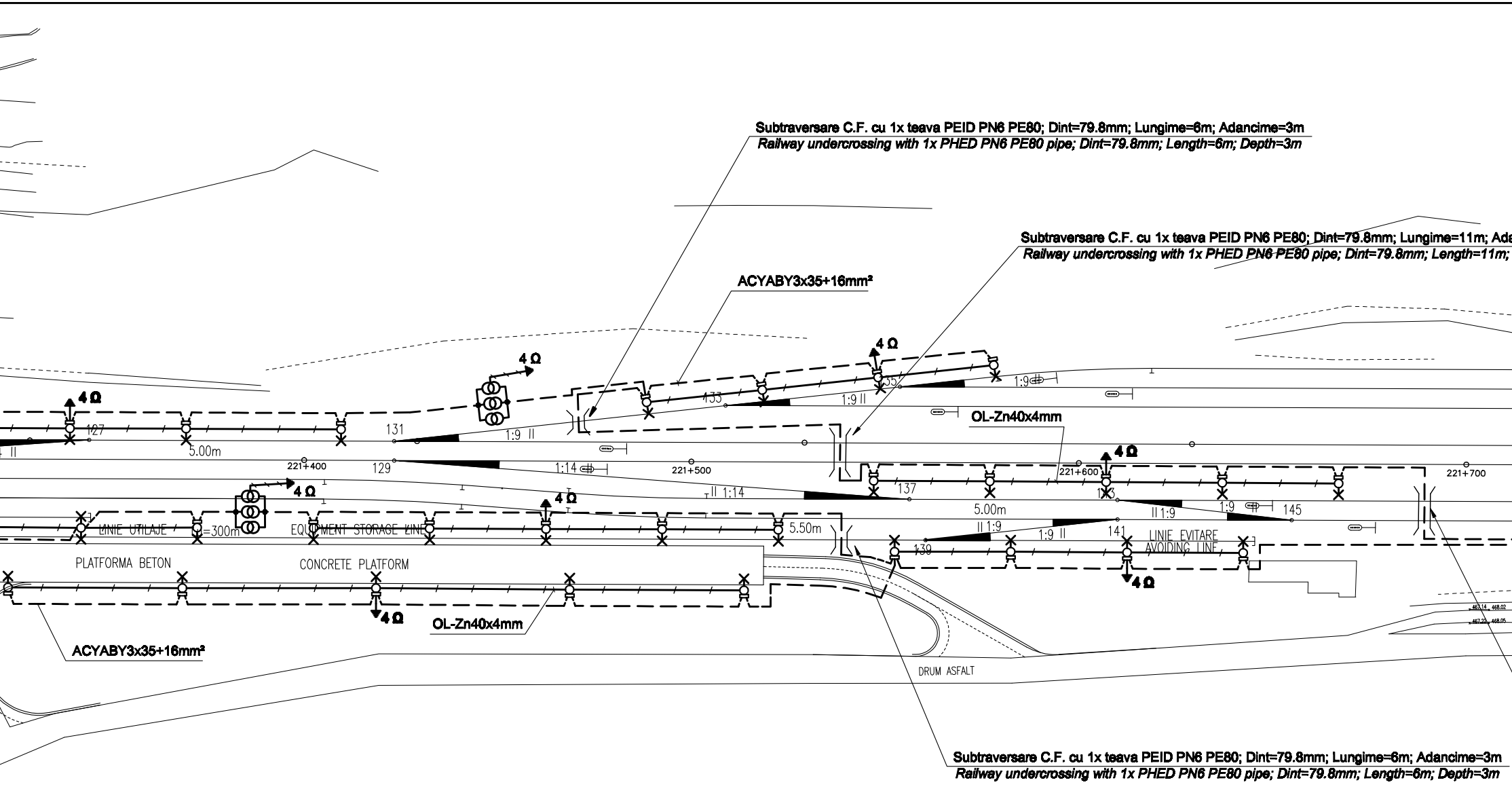
Subtraversare C.F. cu 1x teava PEID PN6 PE80; Dint=79.8mm; Lungime=6m; Adancime=3m
Railway undercrossing with 1x PHED PN6 PE80 pipe; Dint=79.8mm; Length=6m; Depth=3m
Subtraversare C.F. cu 1x teava PEID PN6 PE80; Dint=79.8mm; Lungime=11m; Ada
Railway undercrossing with 1x PHED PN6 PE80 pipe; Dint=79.8mm; Length=11m;
ACYABY3x35+16mm²
4 Ω
4 Ω
4 Ω
OL-Zn40x4mm
4 Ω
127
131
133
135
1:9 II
1:9 II
1:9
5.00m
221+400
129
1:14
221+500
221+600
221+700
4 Ω
137
143
5.00m
II 1:14
II 1:9
1:9
145
4 Ω
LINIE UTILAJE
L=300m
EQUIPMENT STORAGE LINE
5.50m
II 1:9
1:9 II
139
141
LINIE EVITARE
AVOIDING LINE
PLATFORMA BETON
CONCRETE PLATFORM
4 Ω
4 Ω
OL-Zn40x4mm
ACYABY3x35+16mm²
DRUM ASFALT
Subtraversare C.F. cu 1x teava PEID PN6 PE80; Dint=79.8mm; Lungime=6m; Adancime=3m
Railway undercrossing with 1x PHED PN6 PE80 pipe; Dint=79.8mm; Length=6m; Depth=3m

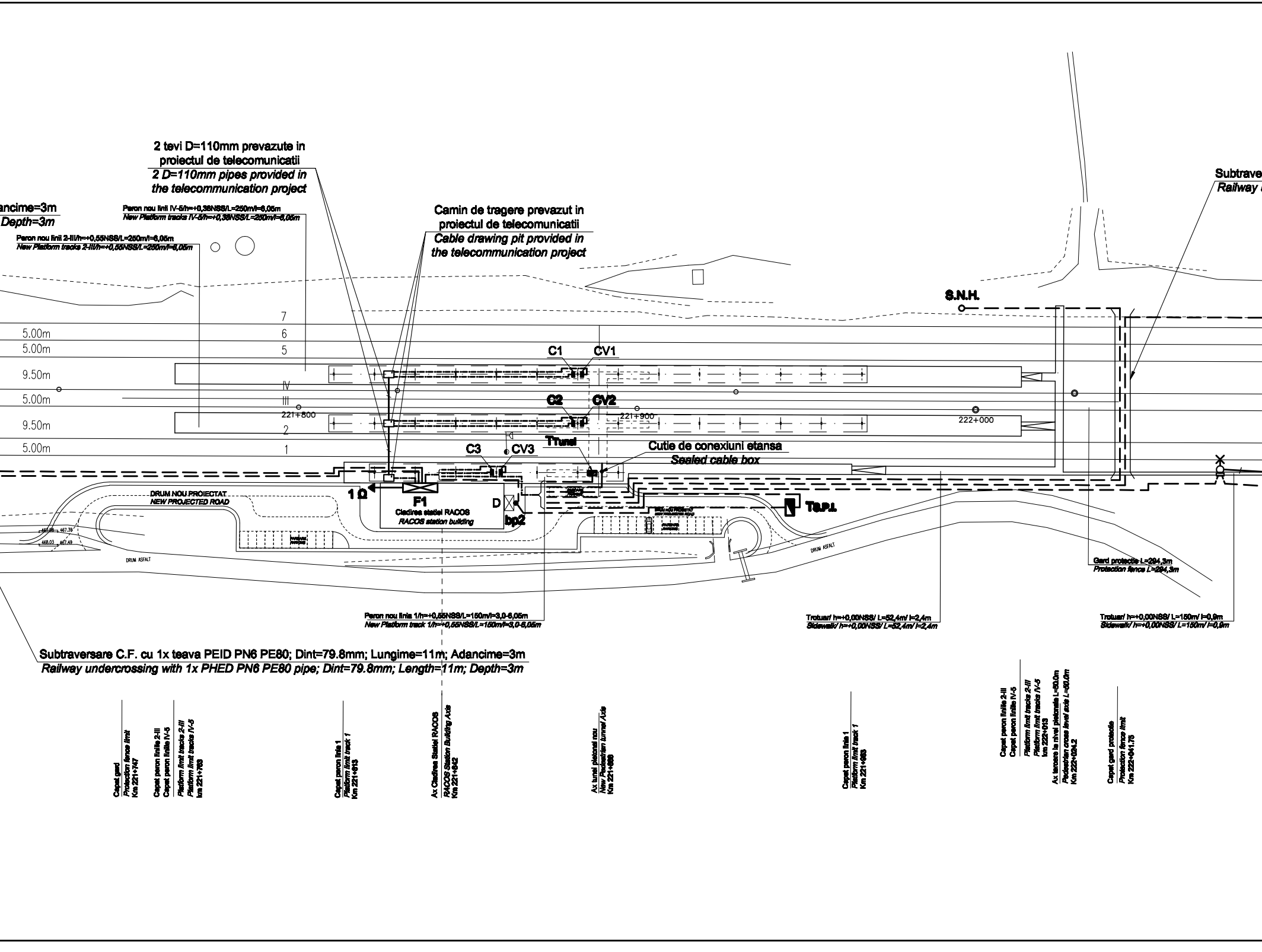
2 tevi D=110mm prevazute in proiectul de telecomunicatii
2 D=110mm pipes provided in the telecommunication project
ancime=3m
Depth=3m
Peron nou linii IV-5/h=+0,38NSS/L=250m/l=6,05m
New Platform tracks IV-5/h=+0,38NSS/L=250m/l=6,05m
Peron nou linii 2-III/h=+0,55NSS/L=250m/l=6,05m
New Platform tracks 2-III/h=+0,55NSS/L=250m/l=6,05m
Camin de tragere prevazut in proiectul de telecomunicatii
Cable drawing pit provided in the telecommunication project
Subtrave
Railway
S.N.H.
7
6
5
IV
III
2
1
5.00m
5.00m
9.50m
5.00m
9.50m
5.00m
221+800
221+900
222+000
C1
CV1
C2
CV2
C3
CV3
Tunel
Cutie de conexiuni etansa
Sealed cable box
1 Ω
F1
Cladirea statiei RACOS
RACOS station building
D
bp2
T.S.P.I.
DRUM NOU PROIECTAT
NEW PROJECTED ROAD
DRUM ASFALT
DRUM ASFALT
468.03
467.49
467.39
Gard protectie L=294,3m
Protection fence L=294,3m
Peron nou linia 1/h=+0,55NSS/L=150m/l=3,0-6,05m
New Platform track 1/h=+0,55NSS/L=150m/l=3,0-6,05m
Trotuar/ h=+0,00NSS/ L=52,4m/ l=2,4m
Sidewalk/ h=+0,00NSS/ L=52,4m/ l=2,4m
Trotuar/ h=+0,00NSS/ L=150m/ l=0,9m
Sidewalk/ h=+0,00NSS/ L=150m/ l=0,9m
Subtraversare C.F. cu 1x teava PEID PN6 PE80; Dint=79.8mm; Lungime=11m; Adancime=3m
Railway undercrossing with 1x PHED PN6 PE80 pipe; Dint=79.8mm; Length=11m; Depth=3m
Capat gard
Protection fence limit
Km 221+747
Capat peron liniile 2-III
Capat peron liniile IV-5
Platform limit tracks 2-III
Platform limit tracks IV-5
km 221+763
Capat peron linia 1
Platform limit track 1
Km 221+813
Ax Cladirea Statiei RACOS
RACOS Station Building Axis
Km 221+842
Ax tunel pietonal nou
New Pedestrian tunnel Axis
Km 221+888
Capat peron linia 1
Platform limit track 1
Km 221+963
Capat peron liniile 2-III
Capat peron liniile IV-5
Platform limit tracks 2-III
Platform limit tracks IV-5
km 222+013
Ax traversare la nivel pietonala L=50,0m
Pedestrian cross level axis L=50,0m
Km 222+024.2
Capat gard protectie
Protection fence limit
Km 222+041.75

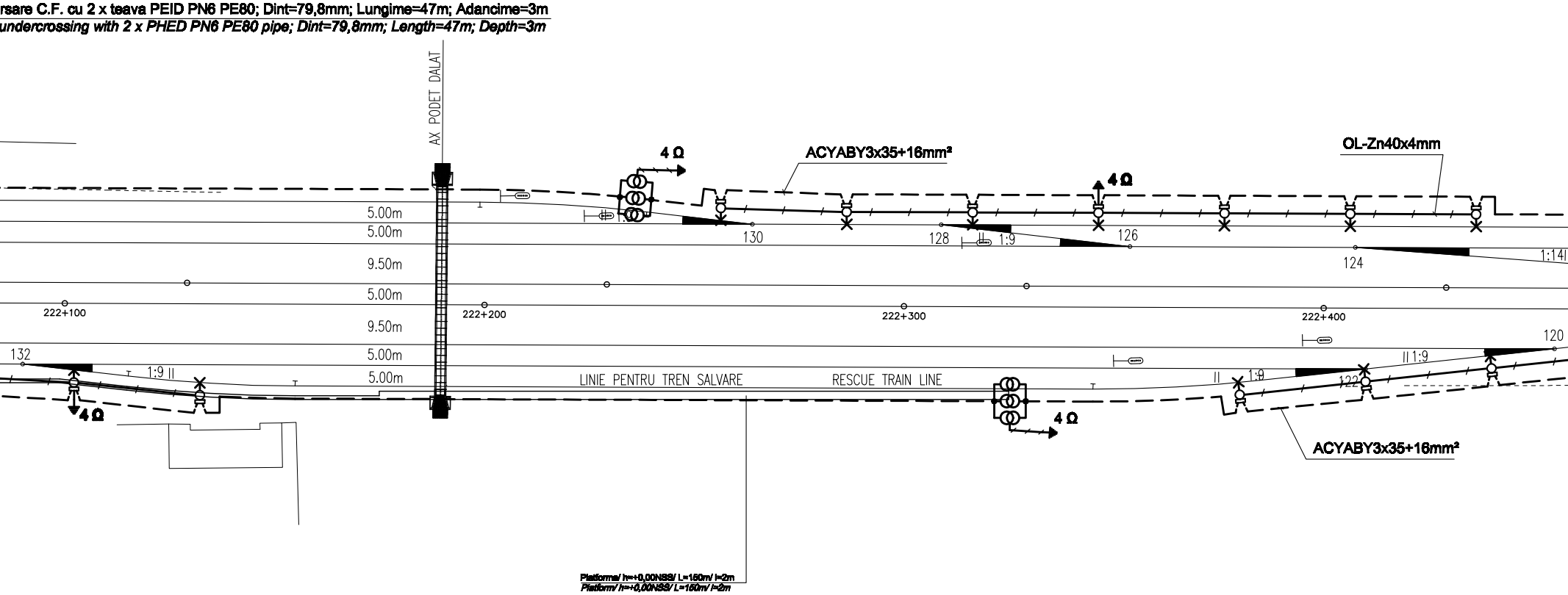
rsare C.F. cu 2 x teava PEID PN6 PE80; Dint=79,8mm; Lungime=47m; Adancime=3m
undercrossing with 2 x PHED PN6 PE80 pipe; Dint=79,8mm; Length=47m; Depth=3m
AX PODET DALAT
4 Ω
ACYABY3x35+16mm²
4 Ω
OL-Zn40x4mm
5.00m
5.00m
130
128
1:9
126
9.50m
124
1:14
5.00m
222+100
222+200
222+300
222+400
9.50m
120
132
5.00m
1:9
1:9
1:9
1:9
122
5.00m
LINIE PENTRU TREN SALVARE
RESCUE TRAIN LINE
4 Ω
4 Ω
ACYABY3x35+16mm²
Platforma/ h=+0,00NSS/ L=150m/ l=2m
Platform/ h=+0,00NSS/ L=150m/ l=2m

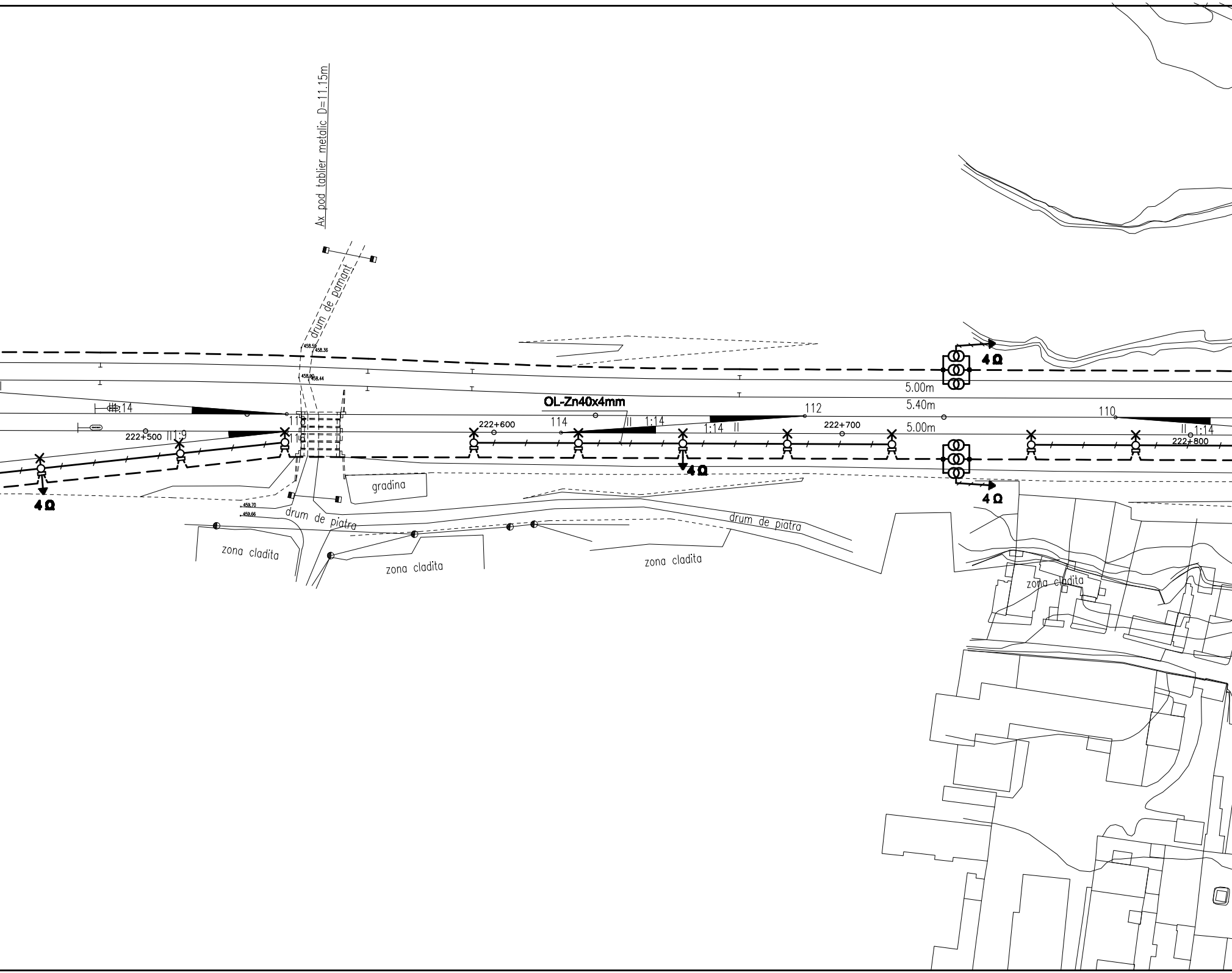
Ax pod tablier metalic D=11.15m
drum de pamant
458.59
458.36
458.90
458.44
OL-Zn40x4mm
4 Ω
4 Ω
4 Ω
4 Ω
5.00m
5.40m
5.00m
1:14
222+500
1:9
115
116
222+600
114
1:14
1:14
112
222+700
110
1:14
222+800
gradina
459.70
459.66
drum de piatra
drum de piatra
zona cladita
zona cladita
zona cladita
zona cladita

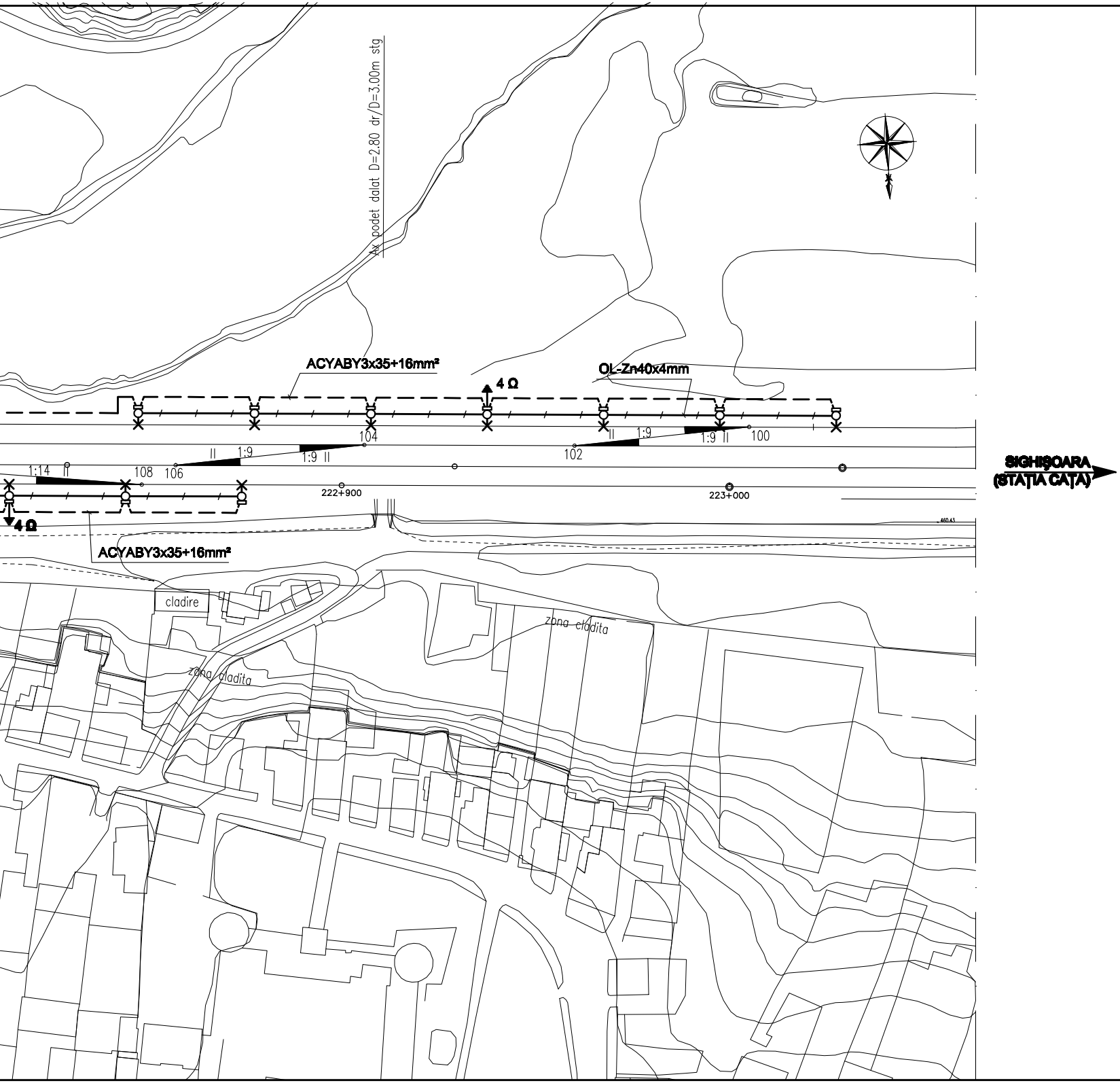
Ax podet dalat D=2.80 dr/D=3.00m stg
ACYABY3x35+16mm²
4 Ω
OL-Zn40x4mm
1:14
108
106
1:9
1:9
104
102
1:9
1:9
100
222+900
223+000
4 Ω
ACYABY3x35+16mm²
460.43
cladire
zona cladita
zona cladita
SIGHIŞOARA
(STAŢIA CAŢA)

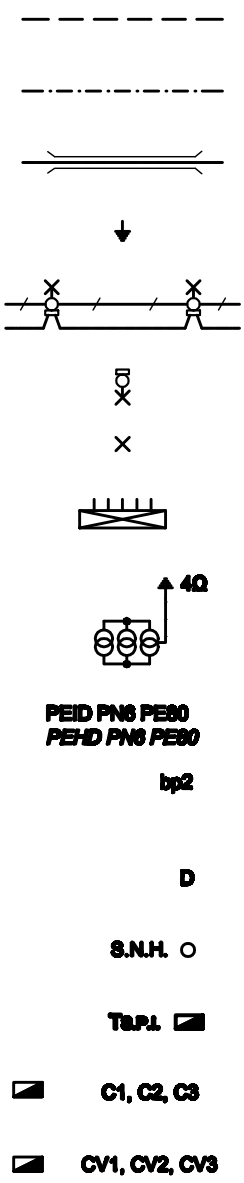
4Ω
PEID PN6 PE80
PEHD PN6 PE80
bp2
D
S.N.H.
Ts.p.i.
C1, C2, C3
CV1, CV2, CV3

LEGENDA / *LEGEND:*

- Cablu de energie montat ingropat in sant pe pat de nisip
  Power cable buried in trench on sand bed

- Traseu grup cabluri
  Route cable group

- Subtraversare CF in tub de PEID PN6 PE 80
  Railway undercrossing in PHED PN6 PE 80 pipe

- Priza de pamint
  Earth grounding plate

- Linie electrica subterana pentru iluminat exterior cu stalpi de beton (250W)
  Underground electric line for outdoor lighting with concrete poles (250W)

- Stalp de beton echipat cu corp de iluminat cu lampi cu vapori de mercur 250W, 230V, 50Hz, clasa I, IP54
  Concrete pole equipped with lighting unit with mercury vapours lamps 250W, 230V, 50Hz, class I, IP54

- Corp de iluminat echipat cu lampi cu vapori de mercur 250W, 230V, 50Hz, clasa,I P54
  Lighting unit equipped with mercur vapours lamps 250W, 230V, 50Hz, class I, IP54

- Firida cu borne izolate
  Niche with insulated terminals

- Cutie cu transformatoare de separatie
  Booster transformers box

- Teava de polietilena de inalta densitate
  High-density polyethylene pipe

- Buton de pornire electropompa pentru stingerea incendiului montat in cutia capsulata pozitionata langa dulapul P.S.I.
  Buttons for extinguishing the electric power installed in sealed box placed near the closet PSI

- Dulap dotari P.S.I.
  Closet with Security and Fire Extinction accesories

- Separator de namol si hidrocarburi
  Mud and hydrocarbon separator

- Tablou electric pentru statie pompare incendiu
  Electric board for fire pumping station

- Cutie etansa pentru copertina (alimentata din T.I.E.)
  Sealed box for canopy (powered supply from TIE)

- Cutie etansa pentru copertina (alimentata din T.C.V.)
  Sealed box for canopy (powered supply from TCV)

JURNAL DE CABLURI
JOURNAL OF CABLES

NR. *NO.*	DE LA *FROM*	PANA LA *TO*	SIMBOL CABLU *CABLE SYMBOL*
1	Firida F1 *F1 niche*	ILUMINAT CAP X *LIGHTING OF X END*	ACYABY3x35+16mm^2
2	Firida F1 *F1 niche*	ILUMINAT CAP X *LIGHTING OF X END*	ACYABY3x35+16mm^2
3	Firida F1 *F1 niche*	ILUMINAT CAP Y *LIGHTING OF Y END*	ACYABY3x35+16mm^2
4	Firida F1 *F1 niche*	ILUMINAT CAP Y *LIGHTING OF Y END*	ACYABY3x35+16mm^2
5	Firida F1 *F1 niche*	CUTIA C1 *C1 BOX*	CYABY 5x10mm^2 CSYABY14x1.5mm^2
6	Firida F1 *F1 niche*	CUTIA C2 *C2 BOX*	CYABY 5x10mm^2 CSYABY14x1.5mm^2
7	Firida F1 *F1 niche*	CUTIA C3 *C3 BOX*	CYABY 5x10mm^2 CSYABY14x1.5mm^2
8	Firida F1 *F1 niche*	T$_{Tunel}$	CYABY 5x6mm^2
9	Firida F1 *F1 niche*	S.N.H.	CYABY 3x2.5mm^2
10	Firida F1 *F1 niche*	T$_{e.p.i.}$	CYABY 5x4mm^2
11	Firida F1 *F1 niche*	bp2	CSYABY 3x1.5mm^2
12	bp2	T$_{e.p.i.}$	CSYABY 3x1.5mm^2
13	Firida F1 *F1 niche*	CUTIA CV1 *CV1 BOX*	CYABY 5x4mm^2 CSYABY5x1.5mm^2
14	Firida F1 *F1 niche*	CUTIA CV2 *CV2 BOX*	CYABY 5x4mm^2 CSYABY5x1.5mm^2
15	Firida F1 *F1 niche*	CUTIA CV3 *CV3 BOX*	CYABY 5x4mm^2 CSYABY5x1.5mm^2
16	Firida F1 *F1 niche*	ILUMINAT TUNEL PIETONAL *LIGHTING OF PEDESTRIAN TUNNEL*	CYABY 3x2.5mm^2

D					
C					
B					
A					
Indice Index	Data Date	Modificare Modification/Revision	Proiectant Designer	Aprobat Consultant Approved Consultant	Aprobat CFR Approved CFR

GUVERNUL ROMANIEI
ROMANIAN GOVERNMENT

PROIECT FINANȚAT DE UNIUNEA EUROPEANĂ
EUROPEAN UNION FINANCED PROJECT

CLIENT / CLIENT

C.N.C.F. "C.F.R." - S.A.

ITALFERR
GRUPPO FERROVIE DELLO STATO
Joint Venture leader

Scott Wilson

OBERMEYER
PLANEN + BERATEN GmbH

TECNIC
Consulting Engineers

CONSULTANT / CONSULTANT

			Data Date	Semnătură Signature
Aprobat Approved	Şef proiect Project manager	R. Liuzza	12.2011	
Aprobat Approved	Coordonator Secţiune 1 Section 1 Coordinator	C. Gambelli	12.2011	
Verificat Checked	Expert Verificator Checking Expert	G. Fioravanti	12.2011	

SUBCONTRACTANT / SUBCONTRACTOR

AREX COMPANY

Aprobat Approved	Responsabil Subconsultant Subconsultant Responsible	A.Stanciu - Dinulescu	12.2011	
Întocmit Elaborated	Proiectant Designer	D. Matei	12.2011	

Reabilitarea liniei de cale ferata Braşov - Simeria, parte componentă a coridorului IV Pan European, pentru circulaţia trenurilor cu viteza maximă de 160 km/h, **Tronsonul : Braşov - Sighişoara**

Rehabilitation of the railway line Braşov - Simeria, component Part of the IV Pan-European Corridor, for the trains circulation with maximum speed of 160 km/h,
Section : Braşov - Sighişoara

Proiect/Project
2004/RO/16/P/PA/003

Faza / Phase:
P.Th. / T.D.

Denumire desen / Drawing Title :

Reţele electrice exterioare - Staţia Racoş;
Racos station - Outdoor electric networks

Codificare / Codification System	Scara / Scale 1:1000	LOT / LOT	Nr. / No 01 / 01

E A 5 1 | 0 1 | C | 1 1 | L 7 | I E | 0 0 | 5 | 1 | 0 3 2 | 1

A3(297x2835)