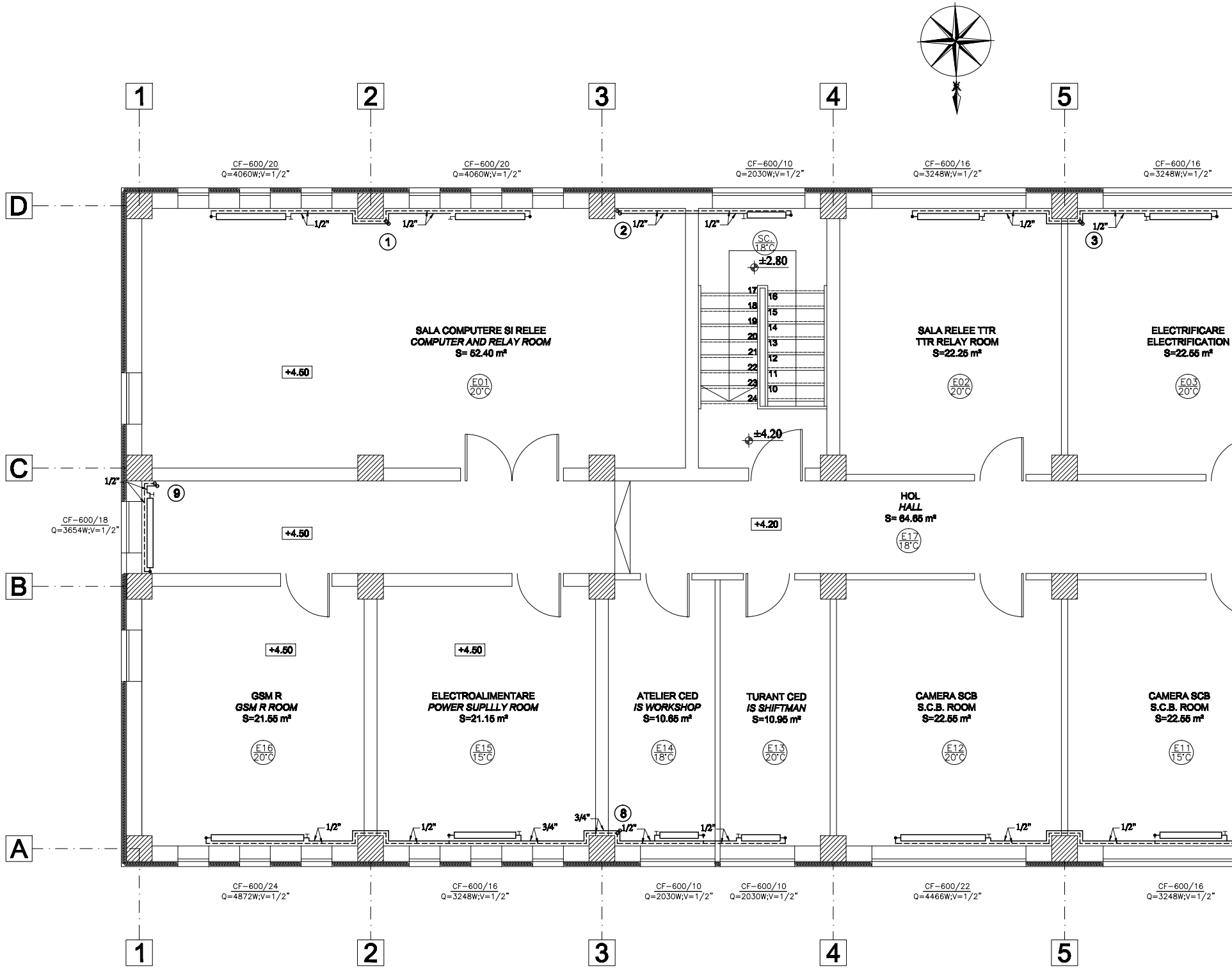

1
2
3
4
5
CF−600/20
Q=4060W;V=1/2"
CF−600/20
Q=4060W;V=1/2"
CF−600/10
Q=2030W;V=1/2"
CF−600/16
Q=3248W;V=1/2"
CF−600/16
Q=3248W;V=1/2"
D
1/2"
1/2"
1/2"
1/2"
1/2"
1/2"
①
②
③
SC.
18°C
±2.80
17
18
19
20
21
22
23
24
16
15
14
13
12
11
10
±4.20
SALA COMPUTERE SI RELEE
COMPUTER AND RELAY ROOM
S= 52.40 m²
+4.50
E01
20°C
SALA RELEE TTR
TTR RELAY ROOM
S=22.25 m²
E02
20°C
ELECTRIFICARE
ELECTRIFICATION
S=22.55 m²
E03
20°C
C
1/2"
⑨
CF−600/18
Q=3654W;V=1/2"
+4.50
+4.20
HOL
HALL
S= 64.65 m²
E17
18°C
B
+4.50
+4.50
GSM R
GSM R ROOM
S=21.55 m²
E16
20°C
ELECTROALIMENTARE
POWER SUPLLLY ROOM
S=21.15 m²
E15
15°C
ATELIER CED
IS WORKSHOP
S=10.65 m²
E14
18°C
TURANT CED
IS SHIFTMAN
S=10.95 m²
E13
20°C
CAMERA SCB
S.C.B. ROOM
S=22.55 m²
E12
20°C
CAMERA SCB
S.C.B. ROOM
S=22.55 m²
E11
15°C
⑧
3/4"
1/2"
1/2"
3/4"
1/2"
1/2"
1/2"
1/2"
A
CF−600/24
Q=4872W;V=1/2"
CF−600/16
Q=3248W;V=1/2"
CF−600/10
Q=2030W;V=1/2"
CF−600/10
Q=2030W;V=1/2"
CF−600/22
Q=4466W;V=1/2"
CF−600/16
Q=3248W;V=1/2"
1
2
3
4
5

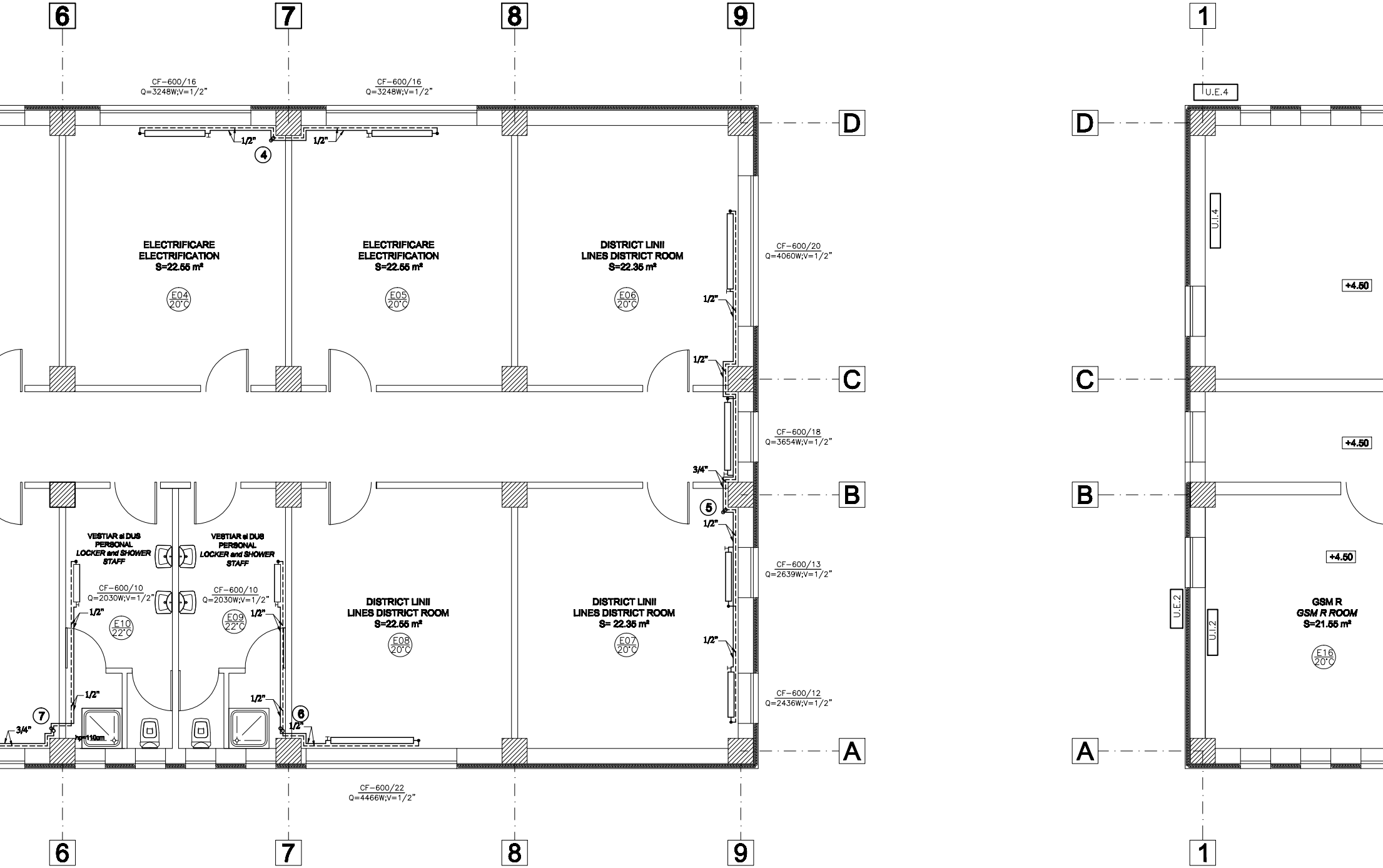
6
7
8
9
1
CF–600/16
Q=3248W;V=1/2"
CF–600/16
Q=3248W;V=1/2"
U.E.4
D
D
1/2"
1/2"
4
U.I.4
ELECTRIFICARE
ELECTRIFICATION
S=22.55 m²
E04
20°C
ELECTRIFICARE
ELECTRIFICATION
S=22.55 m²
E05
20°C
DISTRICT LINII
LINES DISTRICT ROOM
S=22.35 m²
E06
20°C
CF–600/20
Q=4060W;V=1/2"
1/2"
+4.50
1/2"
C
C
CF–600/18
Q=3654W;V=1/2"
+4.50
3/4"
B
B
5
1/2"
VESTIAR si DUS
PERSONAL
LOCKER and SHOWER
STAFF
VESTIAR si DUS
PERSONAL
LOCKER and SHOWER
STAFF
CF–600/13
Q=2639W;V=1/2"
+4.50
CF–600/10
Q=2030W;V=1/2"
CF–600/10
Q=2030W;V=1/2"
1/2"
1/2"
E10
22°C
E09
22°C
DISTRICT LINII
LINES DISTRICT ROOM
S=22.55 m²
E08
20°C
DISTRICT LINII
LINES DISTRICT ROOM
S= 22.35 m²
E07
20°C
1/2"
U.E.2
U.I.2
GSM R
GSM R ROOM
S=21.55 m²
E16
20°C
CF–600/12
Q=2436W;V=1/2"
1/2"
1/2"
7
6
3/4"
hp=110cm
1/2"
A
A
CF–600/22
Q=4466W;V=1/2"
6
7
8
9
1

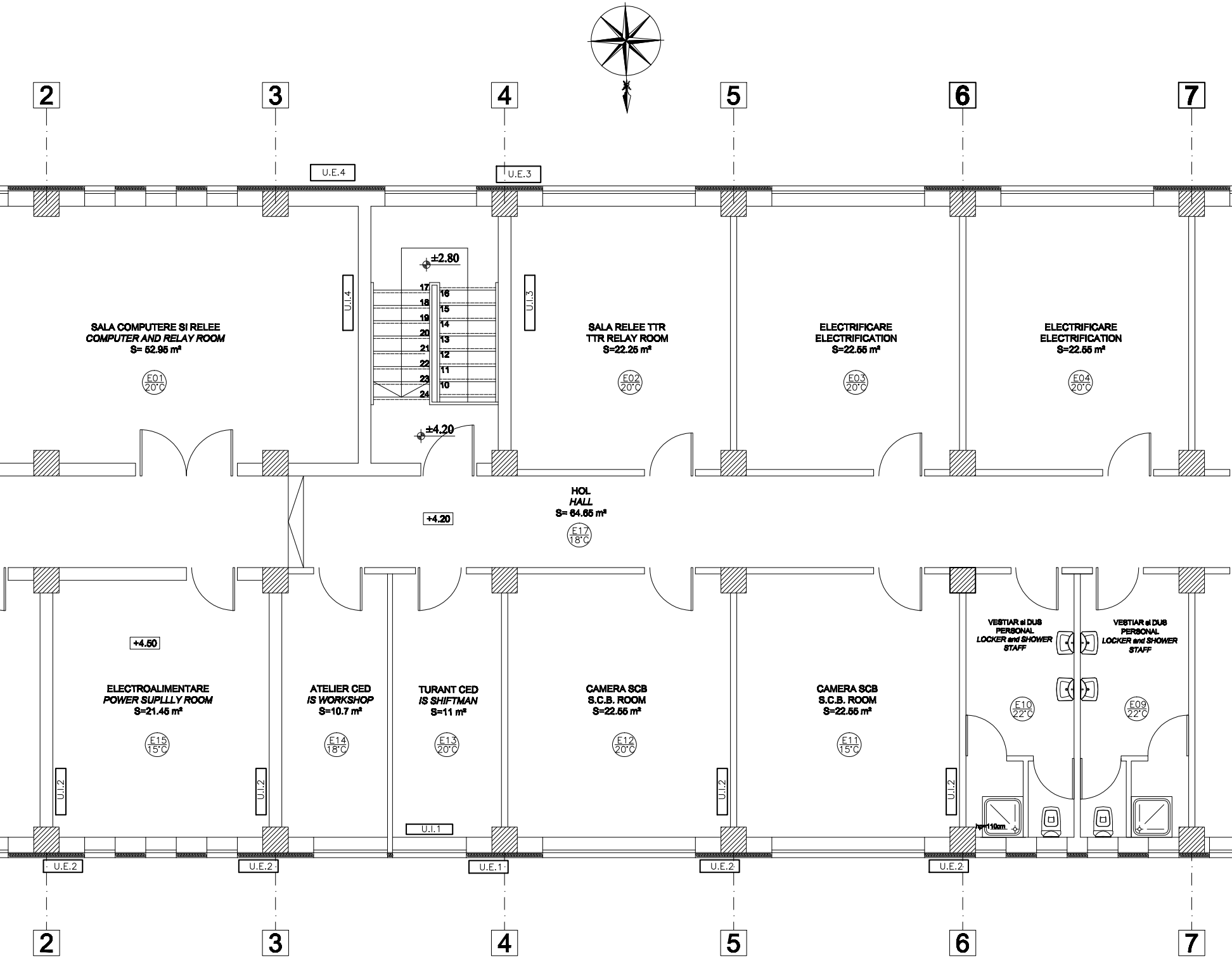
2
3
4
5
6
7
U.E.4
U.E.3
±2.80
U.I.4
U.I.3
17
18
19
20
21
22
23
24
16
15
14
13
12
11
10
SALA COMPUTERE SI RELEE
COMPUTER AND RELAY ROOM
S= 52.95 m²
E01
20°C
SALA RELEE TTR
TTR RELAY ROOM
S=22.25 m²
E02
20°C
ELECTRIFICARE
ELECTRIFICATION
S=22.55 m²
E03
20°C
ELECTRIFICARE
ELECTRIFICATION
S=22.55 m²
E04
20°C
±4.20
HOL
HALL
S= 64.65 m²
E17
18°C
+4.20
+4.50
ELECTROALIMENTARE
POWER SUPLLLY ROOM
S=21.45 m²
E15
15°C
ATELIER CED
IS WORKSHOP
S=10.7 m²
E14
18°C
TURANT CED
IS SHIFTMAN
S=11 m²
E13
20°C
CAMERA SCB
S.C.B. ROOM
S=22.55 m²
E12
20°C
CAMERA SCB
S.C.B. ROOM
S=22.55 m²
E11
15°C
VESTIAR si DUS
PERSONAL
LOCKER and SHOWER
STAFF
E10
22°C
VESTIAR si DUS
PERSONAL
LOCKER and SHOWER
STAFF
E09
22°C
hp=110cm
U.I.2
U.I.2
U.I.2
U.I.2
U.I.1
U.E.2
U.E.2
U.E.1
U.E.2
U.E.2
2
3
4
5
6
7

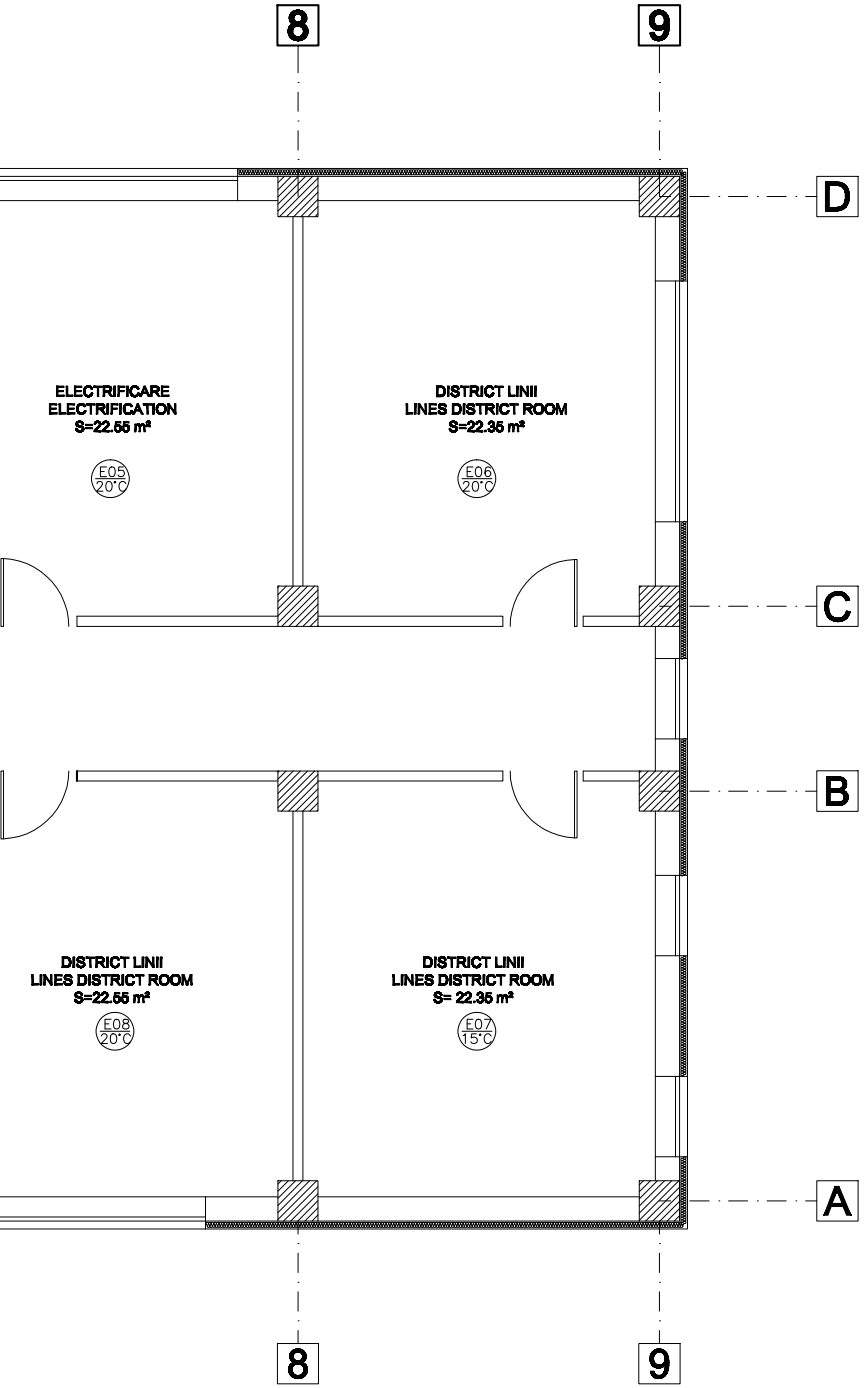
8
9
D
C
B
A
ELECTRIFICARE
ELECTRIFICATION
S=22.55 m²
E05
20°C
DISTRICT LINII
LINES DISTRICT ROOM
S=22.35 m²
E06
20°C
DISTRICT LINII
LINES DISTRICT ROOM
S=22.55 m²
E08
20°C
DISTRICT LINII
LINES DISTRICT ROOM
S= 22.35 m²
E07
15°C
8
9

LEGENDA

———— Conducta din otel, agent termic tur.
- - - - - Conducta din otel, agent termic retur.
—·—·— Tubulatura flexibila Ø100 mm.
CF-H/Nr. El. Radiatoare din aluminiu cu miez de otel(bimetal), tipul elementului-inaltimea/nr. de elementi.
UI1-UE1 Sistem SPLIT Qincalzire/racire = 2,87/2,79 KW
UI2-UE2 Sistem SPLIT Qincalzire/racire = 3,75/3,52 KW
UI3-UE3 Sistem SPLIT Qincalzire/racire = 5,72/5,34 KW
UI4-UE4 Sistem SPLIT Qincalzire/racire = 6,83/6,39 KW
P01 - Incaperea 01-plan parter
20°C - Temperatura interioara de calcul
①,②... Coloane incalzire

LEGEND

———— *Steel pipe for heat carrier supply*
- - - - - *Steel pipe for heat carrier return*
—·—·— *Ø100 mm flexible piping*
CF-H/Nr. El. Aluminum radiators with steel core (bimetallic), element type -height/no. of elements.
UI1-UE1 SPLIT system Qheating/cooling = 2,89/2,79 KW
UI2-UE2 SPLIT system Qheating/cooling = 3,75/3,52 KW
UI3-UE3 SPLIT system Qheating/cooling = 5,72/5,34 KW
UI4-UE4 SPLIT system Qheating/cooling = 6,83/6,39 KW
P01 - Room 01-groundfloor plan
20°C - indoor calculation temperature
①,②... Heating columns

NOTĂ:

1. Condensul rezultat de la unitățile interioare ale aparatelor de climatizare se va prelua, prin intermediul unei conducte din PVC Ø20mm, la pardoseala încăperii și apoi va fi dirijat către exterior.

2. Înălțimea de montaj a unităților exterioare ale aparatelor de climatizare va fi deasupra cotei superioare a ferestrelor.

NOTE:

1. The condensed water resulted from the indoor unit of the air conditioners will be taken over by a PVC Ø20m pipe to the room floor and then directed outside.

2. The mounting height of the outdoor units of the air conditioners will be above the window upper level.

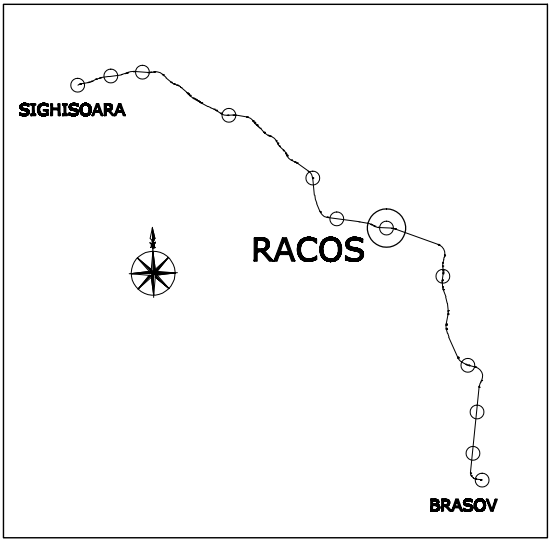
SIGHISOARA
RACOS
BRASOV

CLADIREA STATIEI RACOS / *RACOS RAILWAY STATION BUILDING*
Km 221+842

Indice Index	Data Date	Modificare Modification/Revision	Proiectant Designer	Aprobat Consultant Approved Consultant	Aprobat CFR Approved CFR
D					
C					
B					
A					

GUVERNUL ROMANIEI
ROMANIAN GOVERNMENT

PROIECT FINANŢAT DE UNIUNEA EUROPEANĂ
EUROPEAN UNION FINANCED PROJECT

CLIENT / CLIENT

C.N.C.F. "C.F.R." - S.A.

ITALFERR
GRUPPO FERROVIE DELLO STATO
Joint Venture leader

Scott Wilson

OBERMEYER
PLANEN + BERATEN GmbH

TECNIC
Consulting Engineers

CONSULTANT / CONSULTANT

			Data Date	Semnătură Signature
Aprobat Approved	Şef proiect Project manager	R. Liuzza	DEC. 2011	
Aprobat Approved	Coordonator Secţiune 1 Section 1 Coordinator	C. Gambelli	DEC. 2011	
Verificat Checked	Expert Cheie Key Expert	Giuseppe Fioravanti	DEC. 2011	

m

SUBCONTRACTANT / SUBCONTRACTOR

AREX

Aprobat Approved	Responsabil Subconsultant Subconsultant Responsible	A.Stanciu - Dinulescu	DEC. 2011	
Întocmit Elaborated	Proiectant Designer	Dumitru Niculae	DEC. 2011	

Reabilitarea liniei de cale ferata Braşov - Simeria, parte componentă a coridorului IV Pan European, pentru circulaţia trenurilor cu viteza maximă de 160 km/h,
Tronsonul : Braşov - Sighişoara
Rehabilitation of the railway line Braşov - Simeria, component Part of the IV Pan-European Corridor, for the trains circulation with maximum speed of 160 km/h,
Section : Braşov - Sighişoara

Proiect/Project
2004/RO/16/P/PA/003

Faza / Phase:
P.Th. / T.D.

Denumire desen / Drawing Title :

STATIA C.F. RACOS / *RAILWAY STATION RACOS*
CLADIREA STATIEI / *STATION BUILDING*
PLAN ETAJ - INSTALATII INCALZIRE INTERIOARE, CENTRALA TERMICA, CLIMATIZARE. /
INDOOR HEATING INSTALLATIONS - FIRST FLOOR, THERMAL STATION, AIR CONDITIONING.

Codificare / Codification System	Scara / Scala 1:50	LOT / LOT	Nr. / No 01 / 01

EA51 01 C 11 PB IV 00 5 1 047 1

4xA2(420x2376mm)