VEDERE DIN AMONTE
UPSTREAM VIEW

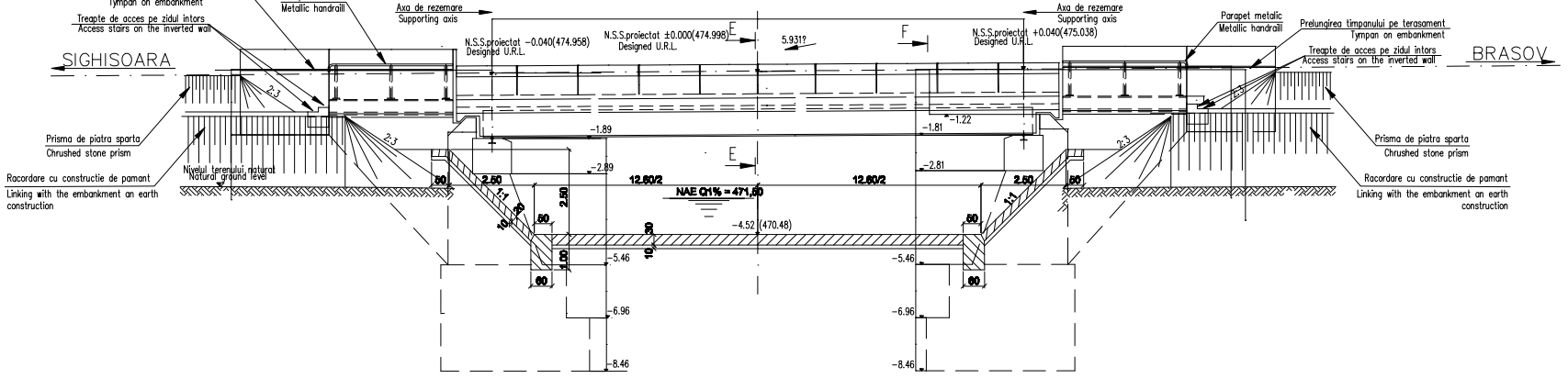
Prelungirea timpanului pe terasament
Tympan on embankment
Treapte de acces pe zidul intors
Access stairs on the inverted wall
Parapet metalic
Metallic handraill
Axa de rezemare
Supporting axis
N.S.S.proiectat −0.040(474.958)
Designed U.R.L.
N.S.S.proiectat ±0.000(474.998)
Designed U.R.L.
E
5.931?
F
N.S.S.proiectat +0.040(475.038)
Designed U.R.L.
SIGHISOARA
BRASOV
2:3
−1.89
−1.81
−1.22
−2.89
−2.81
E
12.60/2
12.60/2
NAE Q1% = 471,50
2.50
50
1:1
20
10
2.50
50
30
10
1.00
60
−4.52 (470.48)
−5.46
−6.96
−8.46
Prisma de piatra sparta
Chrushed stone prism
Racordare cu constructie de pamant
Linking with the embankment an earth construction
Nivelul terenului natural
Natural ground level

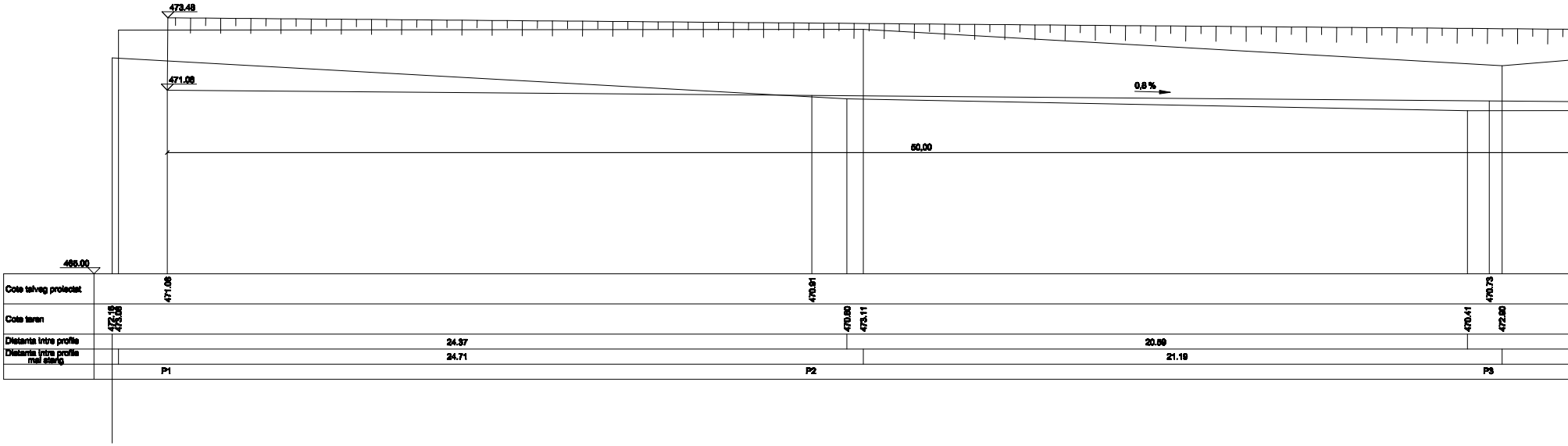
473.48
471.08
0,8 %
50,00
466.00
Cote talveg proiectat
Cote teren
Distanta intre profile
Distanta intre profile mal stang
471.08
470.91
470.73
472.15
473.08
470.80
473.11
470.41
472.90
24.37
20.59
24.71
21.19
P1
P2
P3

VEDERE DIN AVAL
DOWNSTREAM VIEW

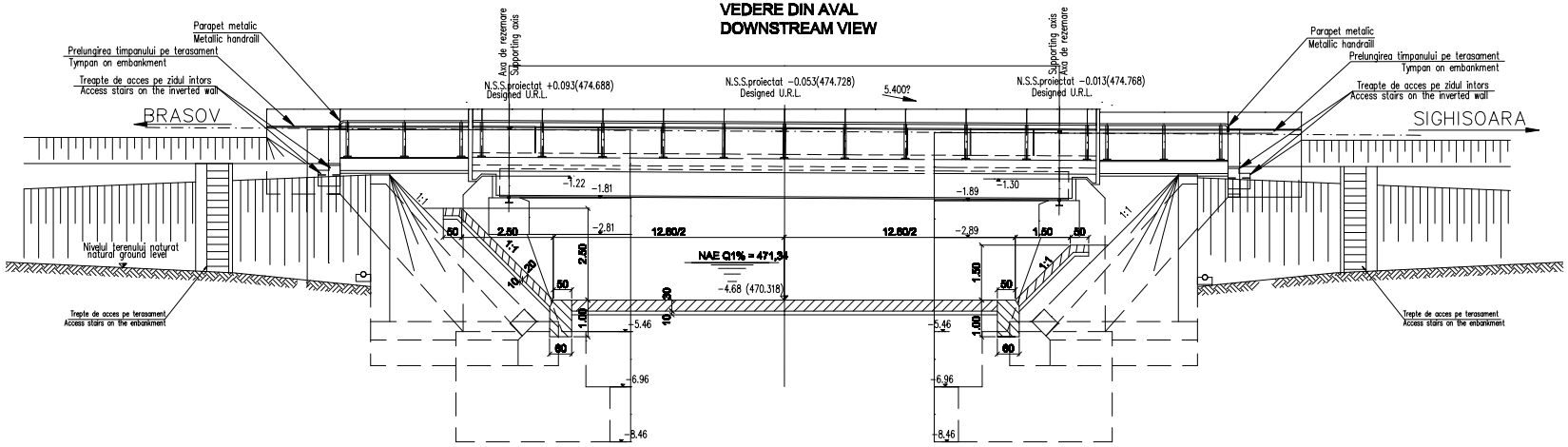

Parapet metalic
Metallic handraill
Prelungirea timpanului pe terasament
Tympan on embankment
Treapte de acces pe zidul intors
Access stairs on the inverted wall
BRASOV
SIGHISOARA
Axa de rezemare
Supporting axis
N.S.S.proiectat +0.093(474.688)
Designed U.R.L.
N.S.S.proiectat −0.053(474.728)
Designed U.R.L.
N.S.S.proiectat −0.013(474.768)
Designed U.R.L.
5.400?
Nivelul terenului natural
natural ground level
Trepte de acces pe terasament
Access stairs on the embankment
−1.22
−1.81
−1.89
−1.30
−2.81
−2.89
2.50
1.50
12.60/2
12.60/2
50
1:1
10
30
NAE Q1% = 471,34
−4.68 (470.318)
1.00
−5.46
−6.96
−8.46
60

SECTIUNE LONGITUDINALA A - A
A-A LONGITUDINAL SECTION

Scara/scale 1:100

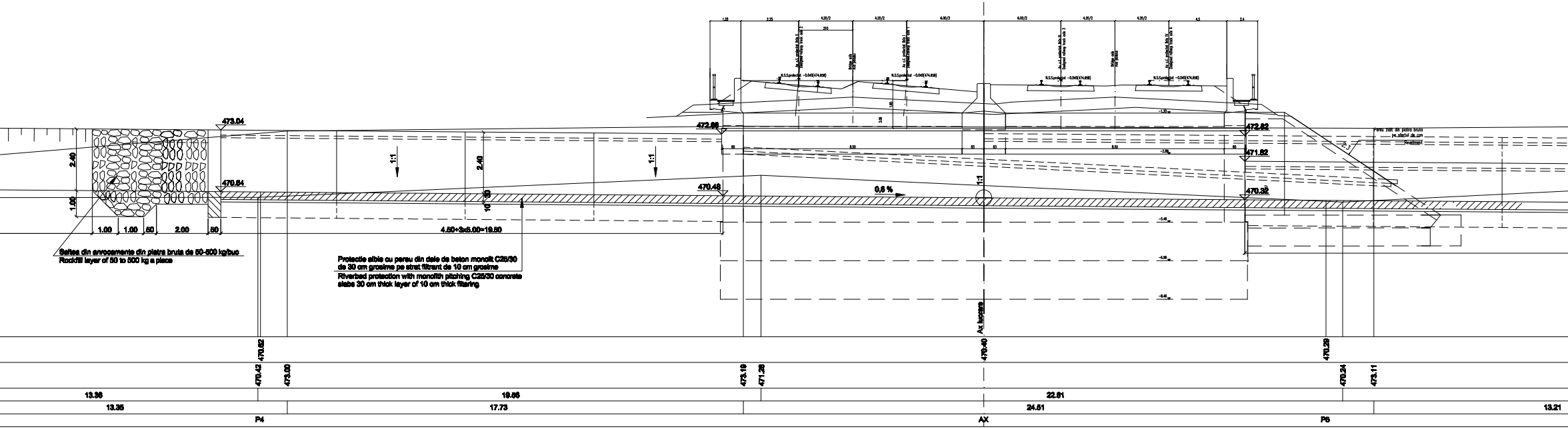

473.04
470.84
472.88
472.82
471.82
470.48
470.32
0,6 %
2.40
1.00
1:1
30
10
1.00
1.00
50
2.00
50
4.50+3x5.00=19.50
Saltea din anrocamente din piatra bruta de 50-500 kg/buc
Rockfill layer of 50 to 500 kg a piece
Protectie albie cu pereu din dale de beton monolit C25/30
de 30 cm grosime pe strat filtrant de 10 cm grosime
Riverbed protection with monolith pitching C25/30 concrete
slabs 30 cm thick layer of 10 cm thick filtering
Ax lucrare
470.52
470.42
473.00
473.19
471.28
470.40
470.29
470.24
473.11
13.36
19.66
22.81
13.35
17.73
24.51
13.21
P4
AX
P5

DETALII ARMARE PROTECTIE H=2,50m
REINFORCEMENTPROTECTION DETAILS H=2,50m

Scara /scale 1:50

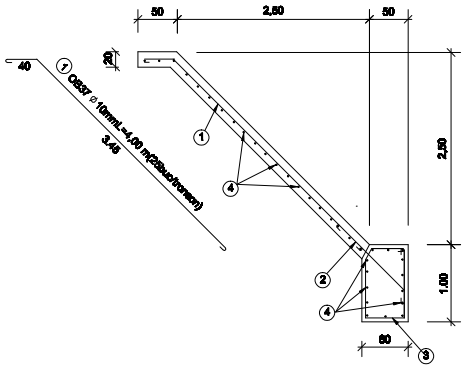
50
2,50
50
20
40
① OB37 Ø 10mmL=4,00 m(25buc/tronson)
3,45
①
④
②
④
③
2,50
1,00
60

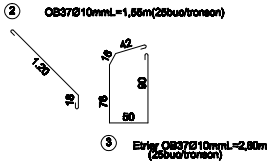
② OB37Ø10mmL=1,55m(25buc/tronson)
1,20
15
15
42
75
60
60
③ Etrier OB37Ø10mmL=2,60m (25buc/tronson)

VEDERE IN PLAN PROTECTIE TALUZ
PLAN VIEW ENBAKMENT PROTECTION

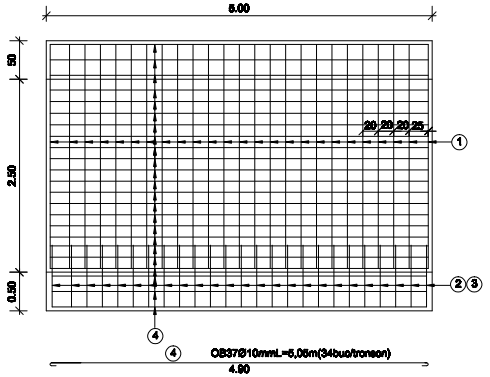
5.00
50
2,50
0,50
20 20 20 25
①
②③
④
④ OB37Ø10mmL=5,05m(34buc/tronson)
4.90

EXTRAS DE ARMATURA
pentru un tronson de 5,00 m H= 2,50m
SUMMARY REINFORCING BARS
for a 5,00 m long section h=2,50 m

Marca	Ø	Nr.buc. asem.	Lungime unitara (m)	Lungime totala (m)
1	10	25	4,00	100,00
2	10	25	1,55	38,75
3	10	25	2,80	70,00
4	10	34	5,05	171,70
Total lungime/tronson(m)				380,45
Greutate unitara (kg/m)				0,617
Greutate totala (kg) (rot.)				235,00

VEDERE LATERALA PINTEN
LATERAL VIEW BREAKWATER

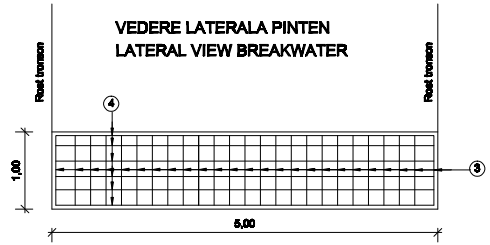
Rost tronson
Rost tronson
④
③
1,00
5,00

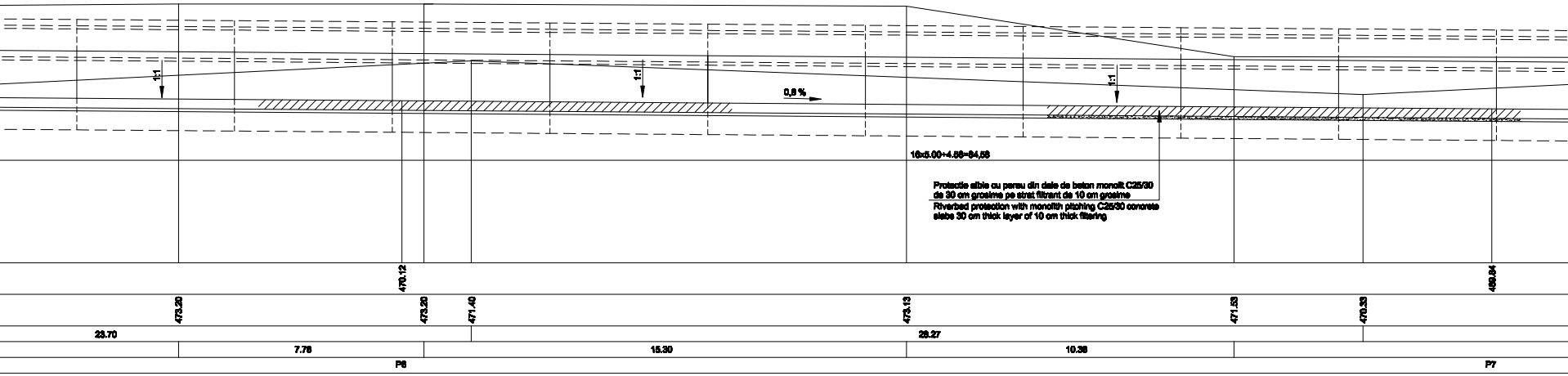
1:1
1:1
1:1
0,8 %
16x5.00+4.58=84,58
Protectie albie cu pereu din dale de beton monolit C25/30 de 30 cm grosime pe strat filtrant de 10 cm grosime
Riverbed protection with monolith pitching C25/30 concrete slabs 30 cm thick layer of 10 cm thick filtering
470.12
459.84
473.20
473.20
471.40
473.13
471.53
470.33
23.70
28.27
7.76
15.30
10.36
P6
P7

DETALII ARMARE PROTECTIE H=1,50m
REINFORCEMENTPROTECTION DETAILS H=1,50m

Scara /scale 1:50

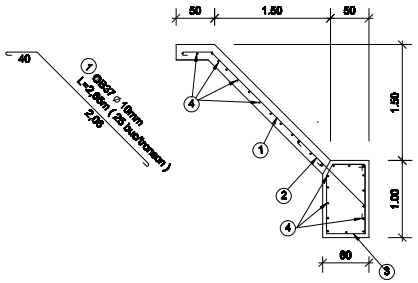
40
① OB37 Ø 10mm
L=2,65m (25 buc/tronson)
2,05
50
1.50
50
1.50
1.00
60
④
①
②
④
③

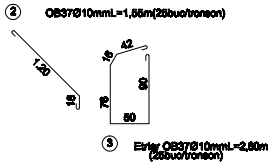
② OB37Ø10mmL=1,55m(25buc/tronson)
1,20
15
15
42
75
90
50
③ Etrier OB37Ø10mmL=2,80m
(25buc/tronson)

VEDERE IN PLAN PROTECTIE TALUZ
PLAN VIEW ENBAKMENT PROTECTION

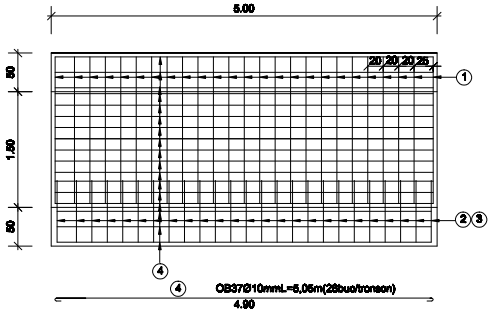
5.00
50
1.50
50
20
20
20
25
①
② ③
④
④ OB37Ø10mmL=5,05m(28buc/tronson)
4.90

VEDERE LATERALA PINTEN
LATERAL VIEW BREAKWATER

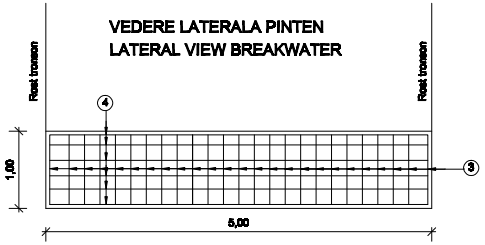
Rost tronson
Rost tronson
④
1,00
③
5,00

EXTRAS DE ARMATURA
pentru un tronson de 5,00 m H= 1,50m

SUMMARY REINFORCING BARS
for a 5,00 m long section H=1,50 m

Marca	ø	Nr.buc. asam.	Lungime unitara (m)	Lungime totala (m)
1	10	25	2,65	66,25
2	10	25	1,55	38,75
3	10	25	2,80	70,00
4	10	28	5,05	141,40
Total lungime/tronson(m)				316,40
Greutate unitara (kg/m)				0,617
Greutate totala (kg) (rot.)				195,00

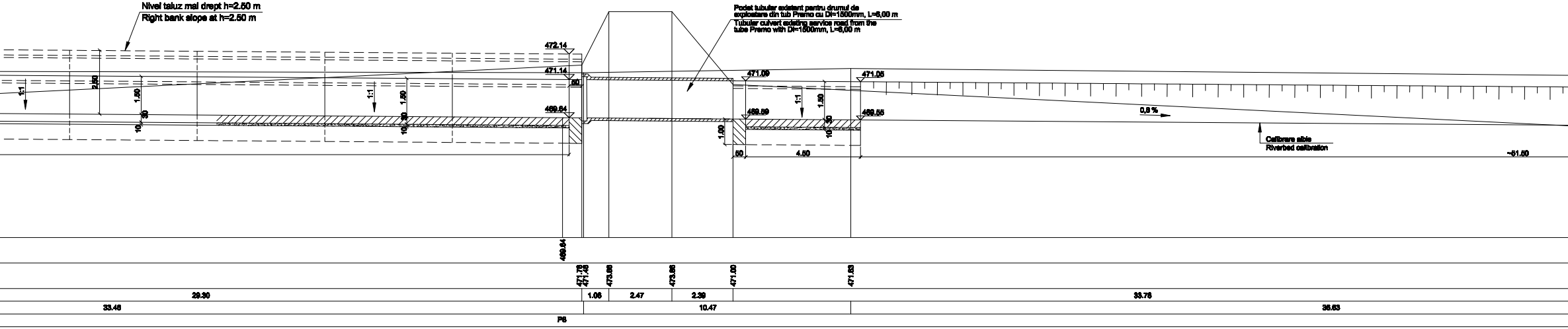
Nivel taluz mal drept h=2.50 m
Right bank slope at h=2.50 m
Podet tubular existent pentru drumul de explоatare din tub Premo cu Di=1500mm, L=6,00 m
Tubular culvert existing service road from the tube Premo with Di=1500mm, L=6,00 m
472.14
471.14
469.64
471.09
469.59
471.05
469.55
1:1
2.50
1.50
30
10
1:1
1.50
30
10
50
1:1
1.50
30
10
1.00
50
4.50
0,9 %
Calibrare albie
Riverbed calibration
~51.50
469.64
471.75
471.46
473.66
473.66
471.00
471.53
29.30
1.06
2.47
2.39
33.75
33.45
10.47
35.63
P6

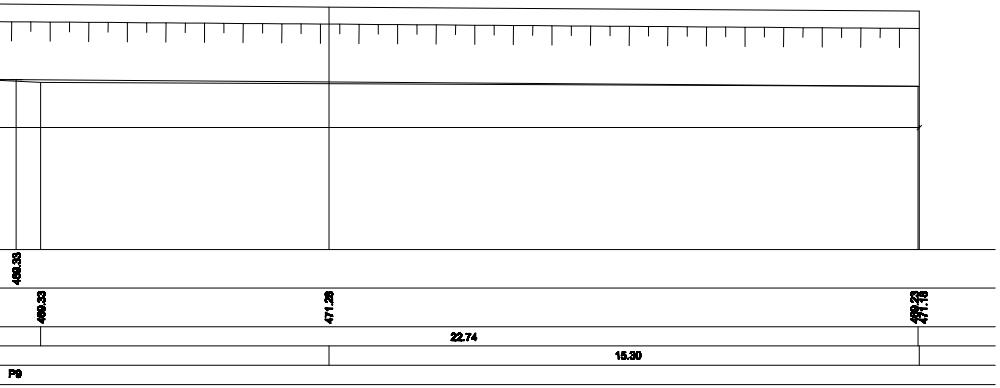
469.33
469.33
471.28
469.23
471.18
22.74
15.30
P9

D					
C					
B					
A	11.2011	Revizia A	Popescu Anca Raluca		
Indice Index	Data Date	Modificare Modification/Revision	Proiectant Designer	Aprobat Consultant Approved Consultant	Aprobat CFR Approved CFR

GUVERNUL ROMANIEI
ROMANIAN GOVERNMENT

PROIECT FINANTAT DE UNIUNEA EUROPEANA
EUROPEAN UNION FINANCED PROJECT

CLIENT / CLIENT

C.N.C.F. "C.F.R." - S.A.

ITALFERR
GRUPPO FERROVIE DELLO STATO
Joint Venture leader

Scott Wilson

OBERMEYER
PLANEN + BERATEN GmbH

TECNIC
Consulting Engineers

CONSULTANT / CONSULTANT

			Data Date	Semnătură Signature
Aprobat Approved	'ef proiect Project manager	R. Liuzza		
Aprobat Approved	Coordonator Secþiune 1 Section 1 Coordinator	C. Gambelli		
Verificat Checked	Expert Cheie Checking Expert	V. Kallidromitis		VK

SUBCONTRACTANT / SUBCONTRACTOR

AREX COMPANY

Aprobat Approved	Responsabil Subconsultant Subconsultant Responsible	A. Dinulescu Stanciu		
Intocmit Elaborated	Proiectant Designer	Popescu Anca–Raluca	25.10.2011	

Reabilitarea liniei **de cale ferata** Brasov – Simeria, parte componentă a coridorului IV Pan European, pentru circulaţia trenurilor cu viteza maximă de 160 km/h, **Tronsonul : Braşov - Sighişoara**

Rehabilitation of the railway line Braşov – Simeria, component Part of the IV Pan–European Corridor, for the trains circulation with maximum speed of 160 km/h, **Section : Braşov - Sighişoara**

Proiect/Project
2004/RO/16/P/PA/003

Faza / Phase:
P.Th. / P.Th

Denumire desen / Drawing Title :

INTERVAL APAŢA - RACOŞ/APAŢA - RACOŞ SECTION
PROTECTIE POD C.F. KM. 209+649.912
DETALII DE EXECUŢIE
209+649.912 KM RAILWAY BRIDGE PROTECTION
DETAILS FOR EXECUTION

Codificare / Codification System	Scara / Scale 1:100	**LOT / LOT**	Nr. / No 01 / 01

E A 5 1 | 0 1 | E | 1 0 | B A | A P | 0 1 | 1 | 3 | 0 0 3 | 1

420x2775