VEDERE IN PLAN - BANCHETA D-D/ PLAN VIEW - BENCH D-D

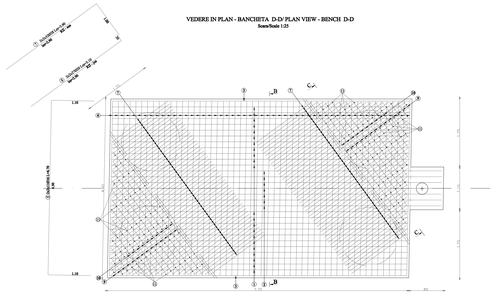

VEDERE A-A / A-A VIEW

Scara/Scale 1:25



DETALIUL DE CUZINET PENTRU STALPUL DE ELECTROFICARE

Scara/Scale 1:25



SECTIUNE TRANSVERSALA B-B

B-B SECTION CROSS SECTION

Scara/Scale 1:25

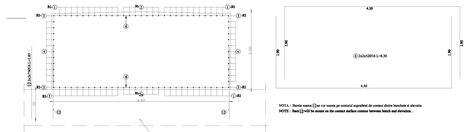

NOTA : Barele netede (□) se vor monta pe vertical urmărind de contur dintre banchete și elevație.

NOTE : Bars (□) will be sewn on the center surface center between bench and elevation.

SECTIUNE C-C / C-C SECTION

Scara/Scale 1:25

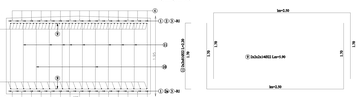

DETALIUL PLACUTA PENTRU PRESA PLATE FOR PRESS DETAIL

Scara/Scale 1:25

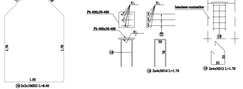

sectiune/section 2-2

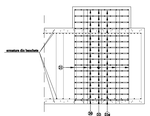

DETALIUL ARMARII CUZINETI

vedere in plan/plan view

Scara/Scale 1:25

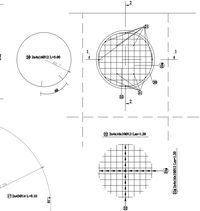

sectiune/section 1-1

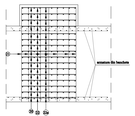

SECTIUNE E-E / E-E SECTION

Scara/Scale 1:25

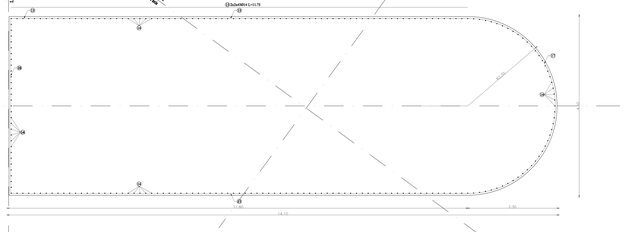

ARMARE ELEVATIE PILA / REINFORCEMENT ELEVATION - PIER

Scara/Scale 1:25



EXTRAS DE ARMATURA

TABLE FOR REINFORCEMENTS

M	Ø	B	L(cm)	Ø12	Ø14	Ø16	Ø20	Ø22	Ø32	Ø36
1	12	34	11.40					472.40		
2	12	34	15.60					648.40		
3	22	2	15.61					145.15		
4	16	4	15.61						99.90	
5	16	4	9.76	234.24						
6	16	4	9.76	234.24						
7	16	4	14.36	1724.40						
8	20	108	Lm=1.01							813.30
9	20	108	Lm=1.01		324.30					
10	20	54	Lm=2.01					442.20		
11	20	54	2.01					216.36		
12	20	54	1.26					713.80		
13	14	168	1.76	310.08						
14	14	168	1.76	310.08						
15	14	168	1.76	310.08						
16	14	168	1.76	310.08						
17	14	96	1.12	162.48						
18	14	96	1.12	162.48						
19	14	96	1.12	162.48						
20	14	96	1.12	162.48						
21	12	18	1.96	38.06						
22	12	18	1.96	38.06						
23	12	18	1.96	38.06						
24	12	18	1.96	38.06						
25	12	108	Lm=1.20	233.28						
26	12	108	Lm=1.20	233.28						
27	12	108	Lm=1.20	233.28						
28	12	108	Lm=1.20	233.28						
29	12	2	2.12		42.40					
30	12	2	2.12		42.40					
31	12	2	2.12							
32	12	2	2.12	42.40						
33	12	2	2.12	42.40						
34	12	2	2.12	42.40						
35	12	2	2.12	42.40						
36	12	2	2.12	42.40						
37	12	2	2.12	42.40						
38	12	2	2.12	42.40						
39	12	2	2.12	42.40						
40	12	2	2.12	42.40						
41	12	2	2.12	42.40						
42	12	2	2.12	42.40						
43	12	2	2.12	42.40						
44	12	2	2.12	42.40						
45	12	2	2.12	42.40						
46	12	2	2.12	42.40						
47	12	2	2.12	42.40						
48	12	2	2.12	42.40						
49	12	2	2.12	42.40						
50	12	2	2.12	42.40						
51	12	2	2.12	42.40						
52	12	2	2.12	42.40						
53	12	2	2.12	42.40						
54	12	2	2.12	42.40						
55	12	2	2.12	42.40						
56	12	2	2.12	42.40						
57	12	2	2.12	42.40						
58	12	2	2.12	42.40						
59	12	2	2.12	42.40						
60	12	2	2.12	42.40						
61	12	2	2.12	42.40						
62	12	2	2.12	42.40						
63	12	2	2.12	42.40						
64	12	2	2.12	42.40						
65	12	2	2.12	42.40						
66	12	2	2.12	42.40						
67	12	2	2.12	42.40						
68	12	2	2.12	42.40						
69	12	2	2.12	42.40						
70	12	2	2.12	42.40						
71	12	2	2.12	42.40						
72	12	2	2.12	42.40						
73	12	2	2.12	42.40						
74	12	2	2.12	42.40						
75	12	2	2.12	42.40						
76	12	2	2.12	42.40						
77	12	2	2.12	42.40						
78	12	2	2.12	42.40						
79	12	2	2.12	42.40						
80	12	2	2.12	42.40						
81	12	2	2.12	42.40						
82	12	2	2.12	42.40						
83	12	2	2.12	42.40						
84	12	2	2.12	42.40						
85	12	2	2.12	42.40						
86	12	2	2.12	42.40						
87	12	2	2.12	42.40						
88	12	2	2.12	42.40						
89	12	2	2.12	42.40						
90	12	2	2.12	42.40						
91	12	2	2.12	42.40						
92	12	2	2.12	42.40						
93	12	2	2.12	42.40						
94	12	2	2.12	42.40						
95	12	2	2.12	42.40						
96	12	2	2.12	42.40						
97	12	2	2.12	42.40						
98	12	2	2.12	42.40						
99	12	2	2.12	42.40						
100	12	2	2.12	42.40						
101	12	2	2.12	42.40						
102	12	2	2.12	42.40						
103	12	2	2.12	42.40						
104	12	2	2.12	42.40						
105	12	2	2.12	42.40						
106	12	2	2.12	42.40						
107	12	2	2.12	42.40						
108	12	2	2.12	42.40						
LUNGIMEA				4156.40	1723.40	3452.28	124.08	3999.24	99.90	813.30
GREUTATEA (kg)				3.695	1.208	2.219	0.049	2.466	0.064	0.803
GREUTATEA				2721	2700	4984	225	5540	247	2012
GREUTATEA PE TIP DE OȚEL				15407						

Se interzice copierea, difuzarea, reproducerea, sau utilizarea unei ideiprezentate pe acest desen fără aprobarea scrisă a societăţii CFR Căi Ferate Române. Nu este permis de modificat fișa de calculul, nu este permis de modificat fișa de calculul, nu este permis de modificat fișa de calculul. Copyright CFR Căi Ferate Romanesti. Copyright © CFR Căi Ferate Romanesti

ATENTIE/ATENTION

Sprestanarea operațiilor de montaj se va face numai de specialiști calificați și a instrucțiunilor producției. Se va evita la cele maximeu operațiilor de montaj specializate oferite fiind de ele considerate în proiect ca nu modifica rezistența pe respect corespunzător cu noile operații.

The bearing blocks shall be supplied before building the bearings and their seats. In case the height of the supplied bearing blocks differs from that given in the project, the heights on the seats shall be adjusted so as to comply with the new devices.

Beton armat/Reinforced concrete : C25/30 betoane curente/Basic liners
C25/30 betoane pt. elevație
Armătura/Reinforcement : OB37,PC52
Grad de expoziţiune/exposure : cele fără expuneri la ser/ice exposed

0					
1					
2					
Ind	Data	Modificat	Verificat	Aprobat/Conform	Aprobat/Pt. construcții
Ind	Date	Modified	Checked	Approved/Conform	Approved/For construction

EUROPEAN UNION
INVESTING IN YOUR FUTURE

EUROPEAN UNION
MINISTRY OF ENVIRONMENT
ROMANIAN ENVIRONMENT

PROJECT FINANCIAL BY THE EUROPEAN UNION FINANCED PROJECT

CLIENT / CLIENT

C.N.C.F. "C.F.R." - S.A.

CALIFORNIA
JOINT VENTURE MANAGER

OBERMEYER
DESIGN + BRIDGE

TECNIC
Consulting Engineers

CONSILIANT / CONSULTANT

Leader	SC ICMAS SA			
Leader	Dr. Ing. Gheorghe Ionescu	R. Ionescu	05.2012	
Leader	Consultant Expert			
Leader	Sorin Chiparus	S. Sorinel	05.2012	
Leader	Consultant Expert			
Leader	Andrei Ionescu	A. Ionescu	05.2012	

SUBCONTRACTANT / SUBCONTRACTOR

Lead	Beyerbauer Romania	A. Gheorghe Neculai	05.2012	
Lead	Consultant Expert			
Subcontr.	Tecnic Consulting Engineers	Andrei Dumitru	05.2012	
Subcontr.	Consultant Expert			

Transilvania Nord de cale ferată Dragu - Oituz, parte componentă a coridorului IV Pan-European Bucureşti - Constanţa - Plovdiv, pe teritoriul României
Drumul - Brașov - Brașov - Sfântu Gheorghe
Rehabilitarea liniei de cale ferată pe Coridorul Paneuropean Nr.4 Dus și Pan-European Corridor, for the trains circulation with maximum speed of 160 km/h.
Bastion - Brașov - Sfântu Gheorghe

Proiectul/Project
Obiectivul/Project Object

Foaia / Phase
P.Th / T.D.

Desenului denumire / Drawing Title:

Stația Racos
Viaduct Km 3284+765.600 - 2+3+3+3+3+4+6+6+6