VEDERE B–B / B–B VIEW

Scara/Scale 1:25

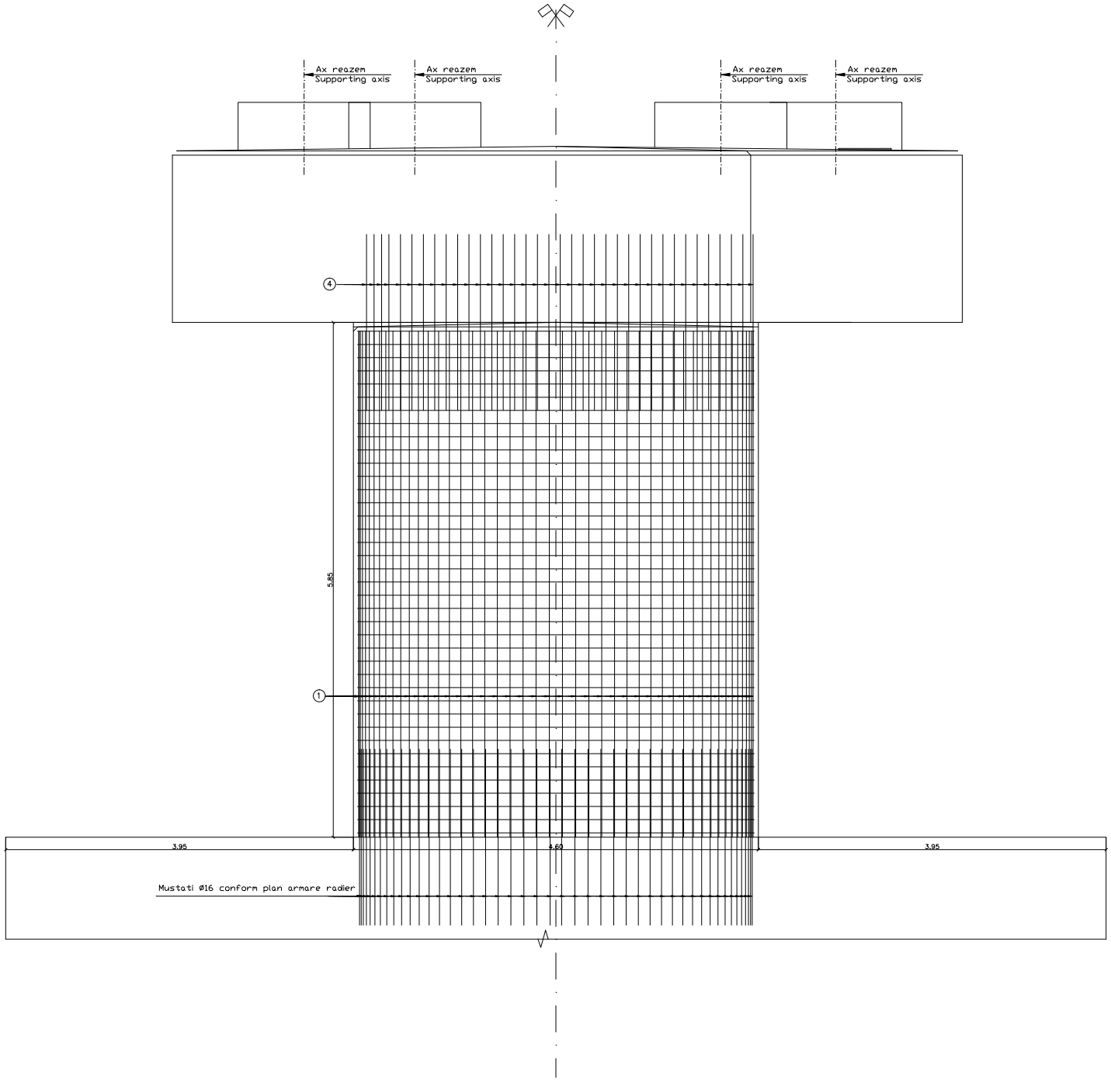
Ax reazem
Supporting axis
Ax reazem
Supporting axis
Ax reazem
Supporting axis
Ax reazem
Supporting axis
④
①
5.85
3.95
4.60
3.95
Mustati Ø16 conform plan armare radier

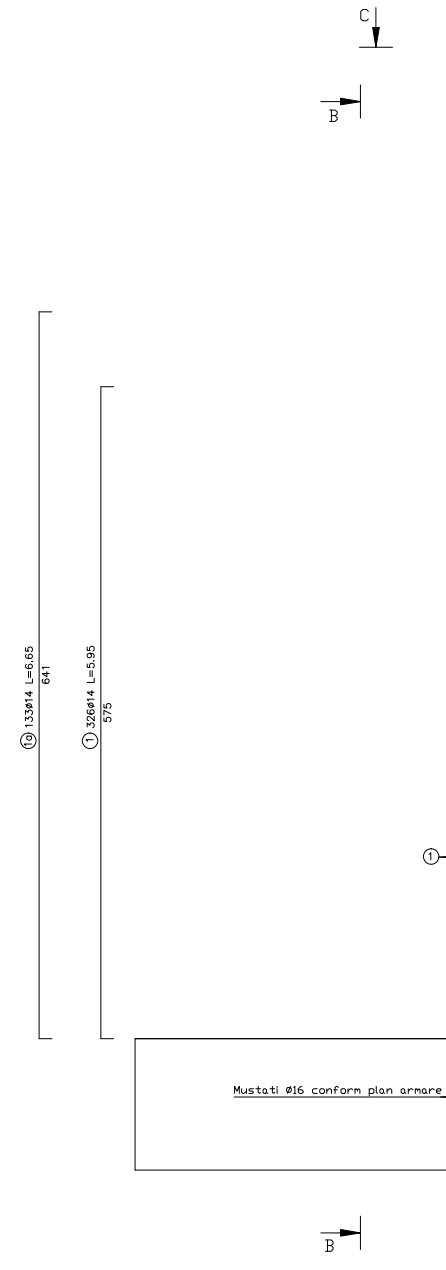
C
B
1a 133Ø14 L=6.65
641
① 326Ø14 L=5.95
575
①
Mustati Ø16 conform plan armare
B

VEDERE A–A / A–A VIEW

Scara/Scale 1:25

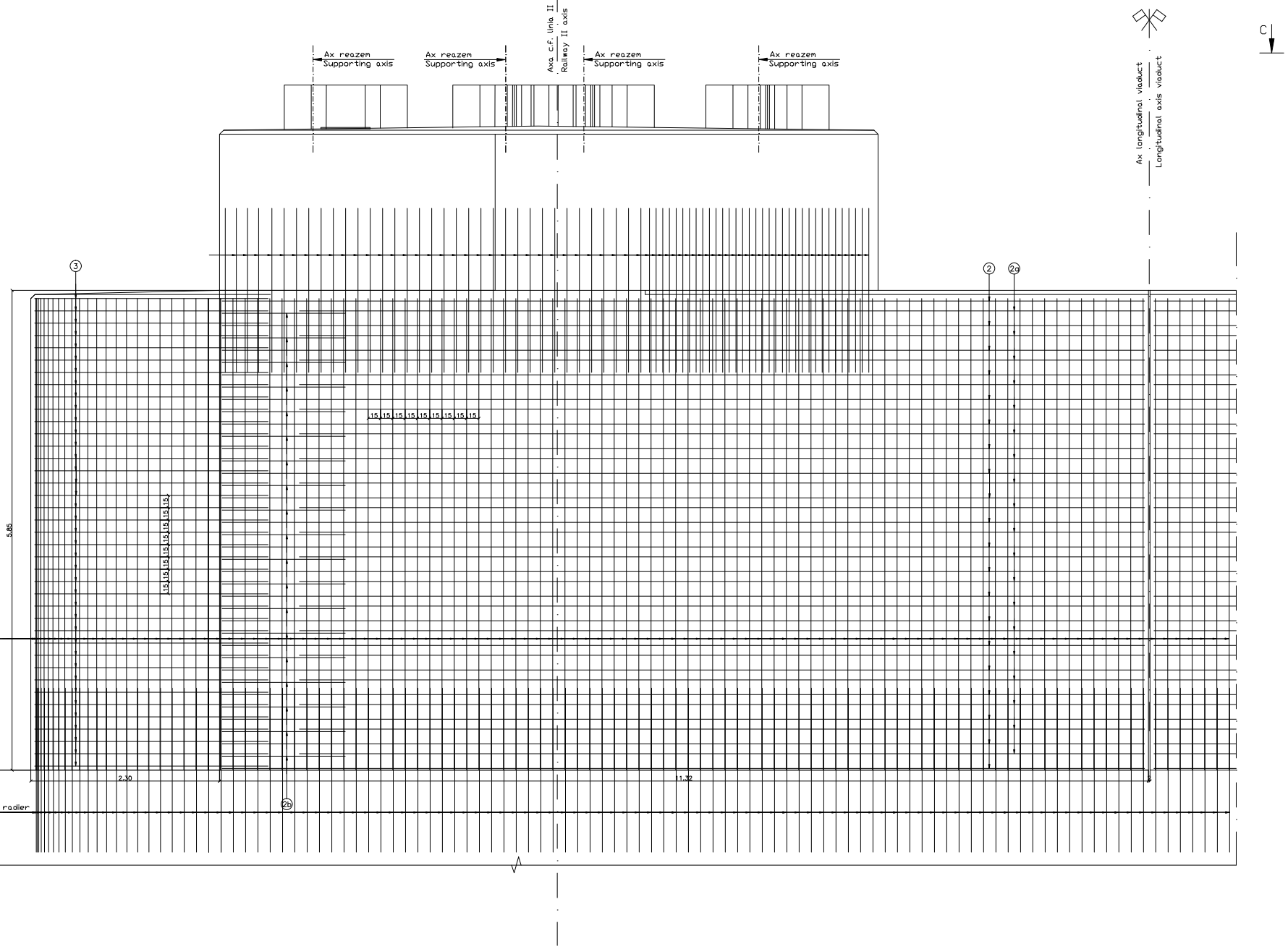
Ax reazem
Supporting axis
Ax reazem
Supporting axis
Axa c.f. linia II
Railway II axis
Ax reazem
Supporting axis
Ax reazem
Supporting axis
Ax longitudinal viaduct
Longitudinal axis viaduct
C
③
②
②a
2b
15 15 15 15 15 15 15 15 15
15 15 15 15 15 15 15 15
5.85
2.30
11.32
radier

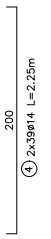
200
④ 2x39ø14 L=2.25m

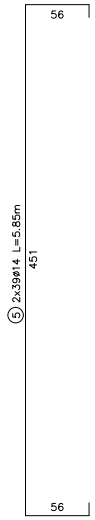
56
⑤ 2x39ø14 L=5.85m
451
56

SECTIUNE a–a / a–a SECTION

Scara/Scale 1:25

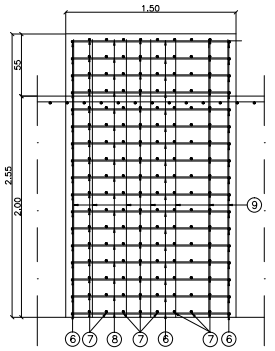
1.50
55
2.55
2.00
⑨
⑥ ⑦ ⑧ ⑦ ⑥ ⑦ ⑥

DETALIU ARMARE CUZINETI
VEDERE IN PLAN – PLAN VIEW

Scara/Scale 1:25

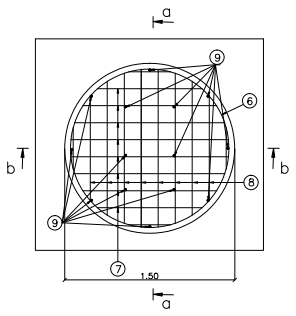
a
⑨
⑥
b
b
⑧
⑨
⑦
1.50
a

SECTIUNE b–b / b–b SECTION

Scara/Scale 1:25

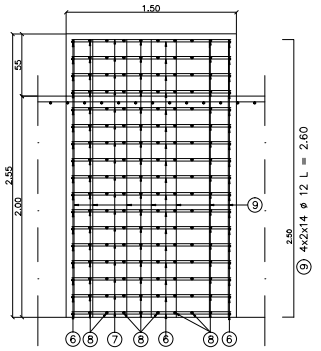
1,50
55
2,55
2,00
⑨
2,50
⑨ 4x2x14 ø 12 L = 2,60
⑥ ⑧ ⑦ ⑧ ⑥ ⑧ ⑥

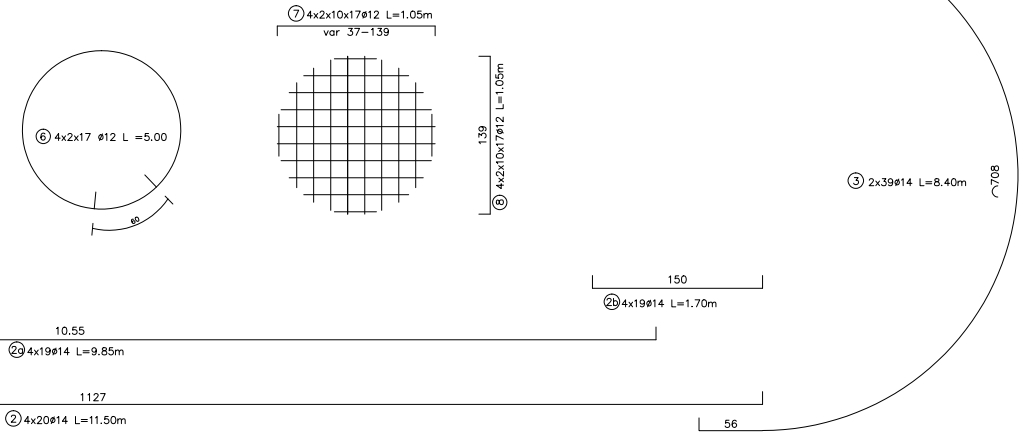
⑥ 4x2x17 ø12 L =5.00
60
⑦ 4x2x10x17ø12 L=1.05m
var 37–139
139
⑧ 4x2x10x17ø12 L=1.05m
56
③ 2x39ø14 L=8.40m
⌒708
56
150
2b 4x19ø14 L=1.70m
10.55
2a 4x19ø14 L=9.85m
1127
② 4x20ø14 L=11.50m

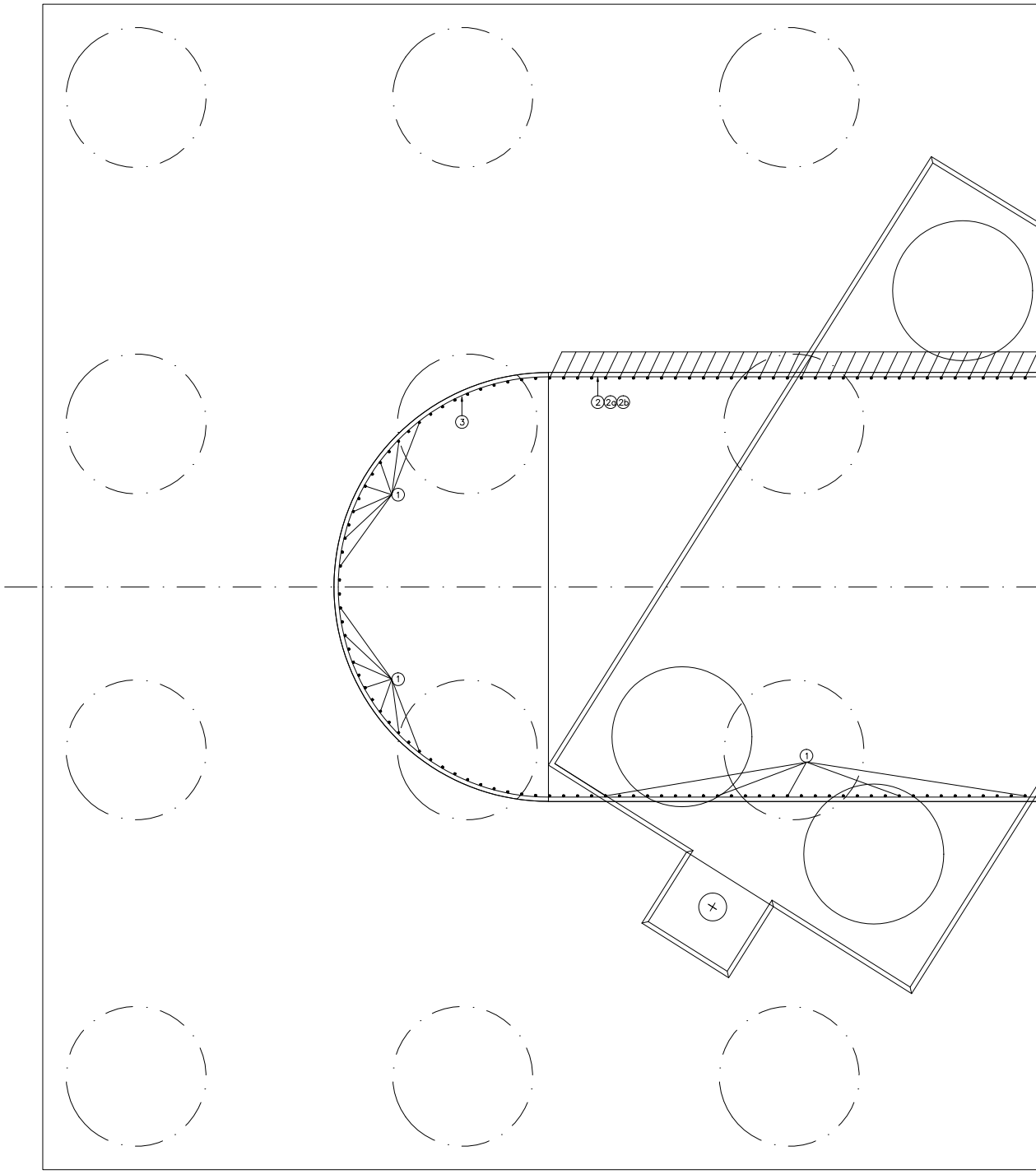

VEDERE C–C / C–C VIEW
Scara/Scale 1:25

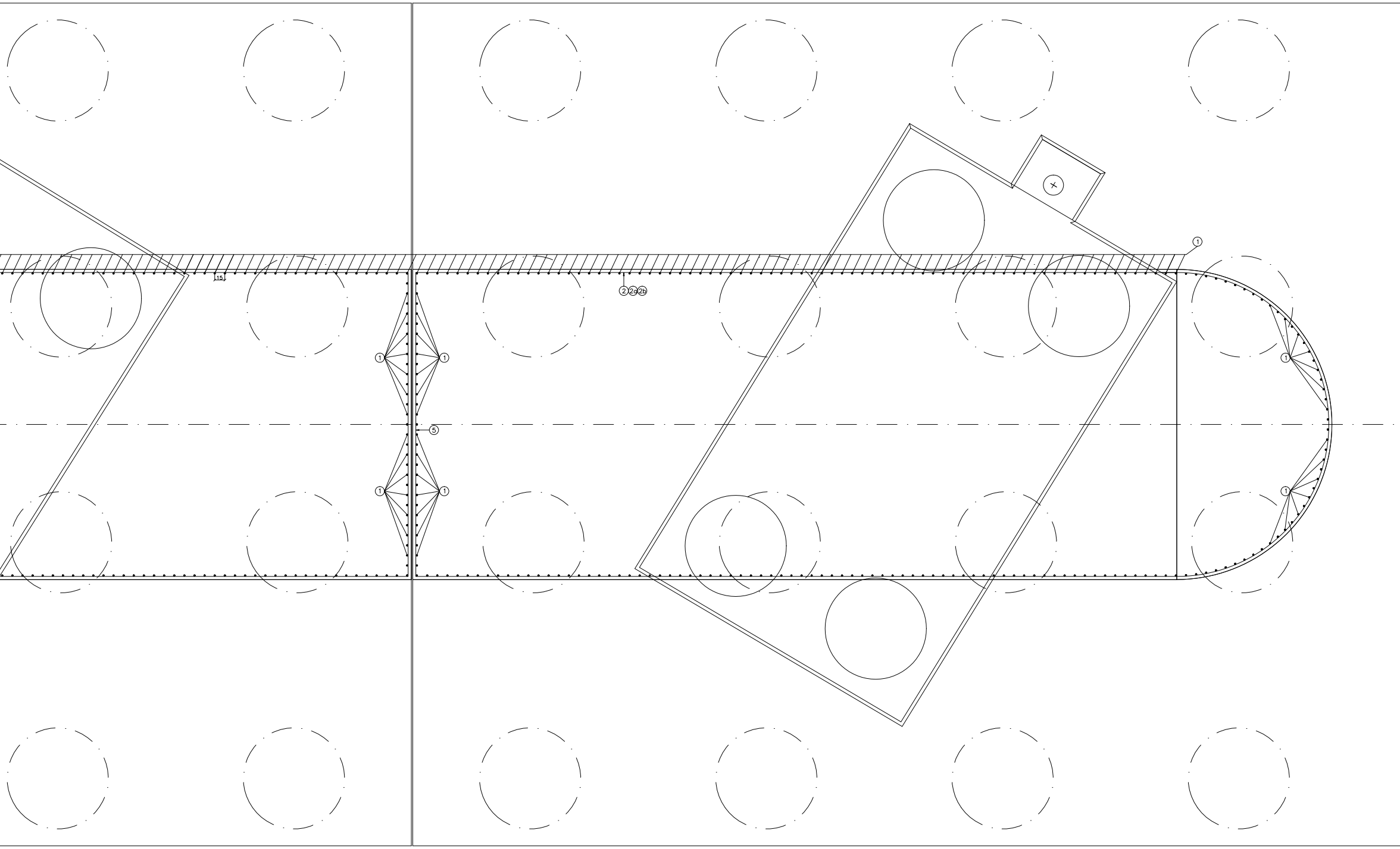
1
15
2
2a
2b
1
1
5
1
1
1
1

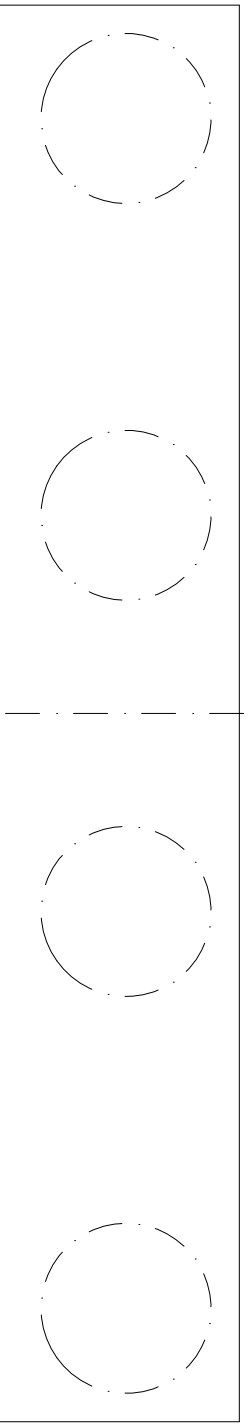

SECTIUNE D–D / D–D SECTION

Scara/Scale 1:25

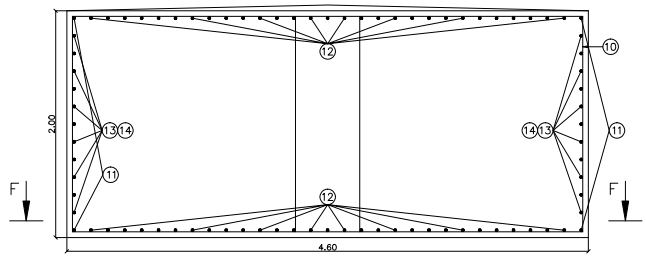

2.00
4.60
F
F
⑩
⑪
⑪
⑫
⑫
⑬⑭
⑭⑬

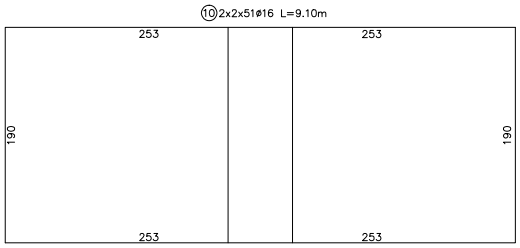

⑩ 2x2x51ø16 L=9.10m
253
253
190
190
253
253

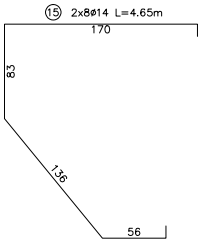

⑮ 2x8ø14 L=4.65m
170
83
136
56

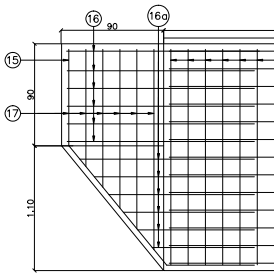

⑯
90
⑯a
⑮
⑰
90
1.10



VEDERE IN PLAN ARMARE BANCHETA
PLAN VIEW REINFOECEMENT

NOTA/NOTE

Pentru mentinerea pozitiei corecte in timpul betonarii, se vor monta distantieri minim 4buc./m². Distantierii trebuie legati cu sarma de carcasa de armatura.

In order to maintain the correct position during concreting, minimum 4pcs./m² distance pieces shall be mounted. The distance pieces shall be connected to the reinforcing framework, using wire.

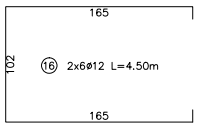

165
102
⑯ 2x6ø12 L=4.50m
165

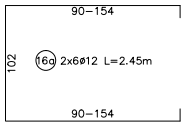

90–154
102
⑯a 2x6ø12 L=2.45m
90–154

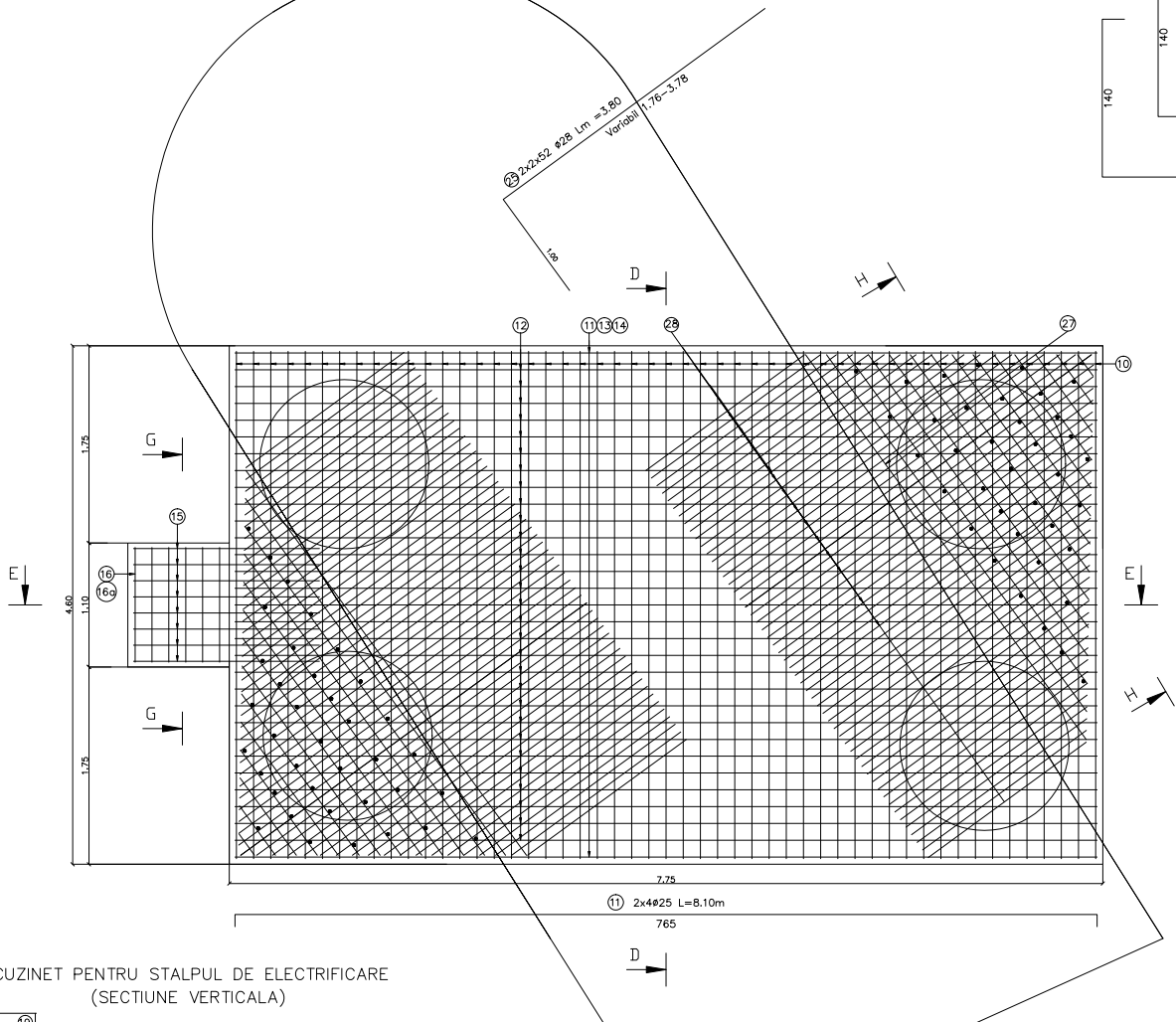

㉘ 2x2x52 ø28 Lm =3.80
Variabil 1.76–3.78
1.00
D
H
⑫
⑪⑬⑭
㉘
㉗
⑩
G
⑮
⑯
⑯a
E
E
H
G
1.75
1.10
1.75
4.60
7.75
⑪ 2x4ø25 L=8.10m
765
D



200
⑬ 2x2x11ø16 L=8.70m
447
200

CUZINET PENTRU STALPUL DE ELECTRIFICARE
(SECTIUNE VERTICALA)

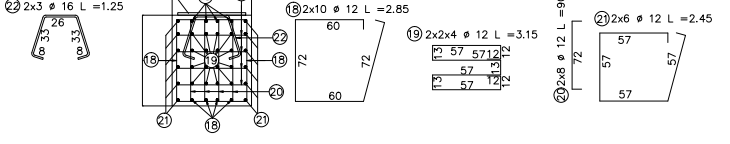

Pb. 600x20–600
㉒ 2x3 ø 16 L =1.25
26
33
33
8
8
⑱
⑲
㉒
⑱
⑲
⑱
⑳
㉑
⑱
㉑
⑱ 2x10 ø 12 L =2.85
60
72
72
60
⑲ 2x2x4 ø 12 L =3.15
13 57 57 12
57
13 57 12
13
12
⑳ 2x8 ø 12 L =90
72
㉑ 2x6 ø 12 L =2.45
57
57
57
57

Beton armat/Reinforced concrete: –C35/45 bancheta cuzinetilor/bench liners
–C25/30 elevatie, ziduri intoarse/elevation, reverted walls

Armatura/Reinforcement: –S355,S345(PC52)

Strat de acoperire/concrete cover: –min.4cm expunere in aer/air exposed

SECTIUNE E–E / E–E SECTION
Scara/Scale 1:25

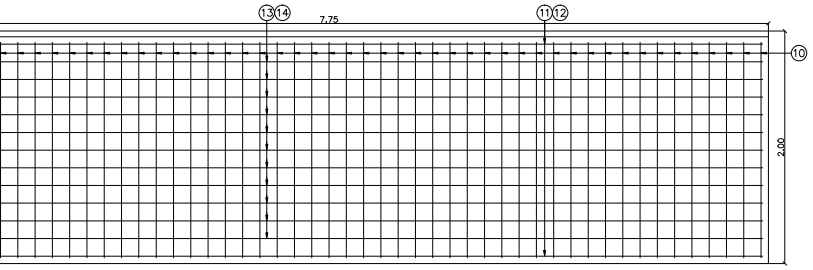
13
14
7.75
11
12
10
2.00

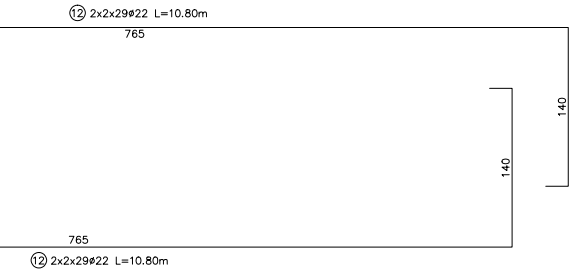
12 2x2x29ø22 L=10.80m
765
140
140
765
12 2x2x29ø22 L=10.80m

SECTIUNE G–G / G–G SECTION
Scara/Scale 1:25

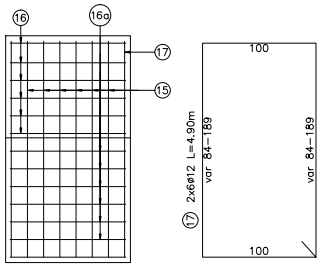
16
16a
17
15
100
17 2x6ø12 L=4.90m
var 84–189
var 84–189
100

SECTIUNE H–H / H–H SECTION
Scara/Scale 1:25

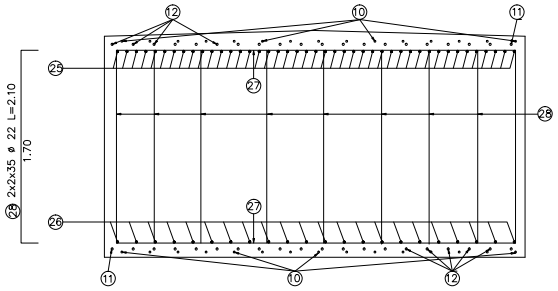
12
10
11
25
27
28
26 2x2x35 ø 22 L=2.10
1.70
27
26
11
10
12

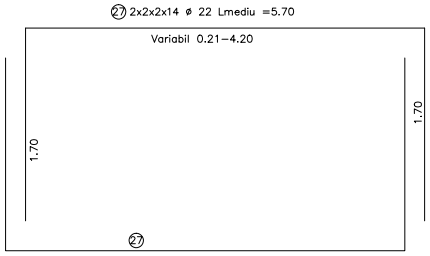
27 2x2x2x14 ø 22 Lmediu =5.70
Variabil 0.21–4.20
1.70
1.70
27

SECTIUNE F–F / F–F SECTION
Scara/Scale 1:25


14 2x2x11ø16 L=5.85m
562
200
447
13 2x2x11ø16 L=8.70m
200
14 2x2x11ø16 L=5.85m
562

NOTA. Mustatile marca 4 care sunt in corpul elevatiei pilei se vor prinde, pe fiecare latura, de cate doua bare de otel care se vor lega de carcasa elevatiei.

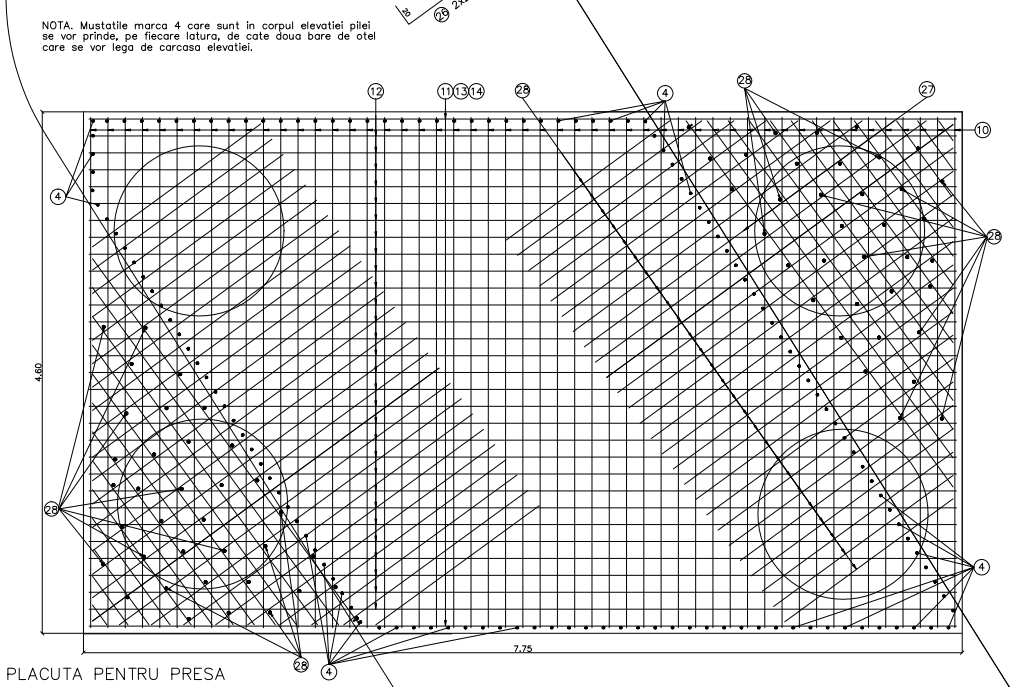
Variabil 1.76–3.78
26 2x2x27 ø22 Lm =3.00
30
12
11
13
14
28
4
28
27
10
4
28
4.60
28
4
28
4
7.75

PLACUTA PENTRU PRESA
PLATE FOR PRESS

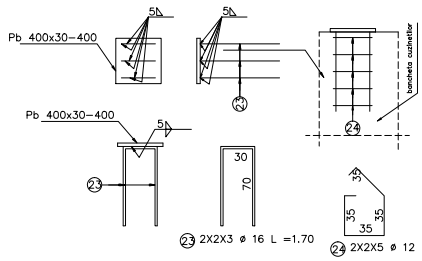
Pb 400x30–400
5
5
23
Pb 400x30–400
5
24
banchete cuzinetior
23
30
70
35
35
35
35
23 2X2X3 ø 16 L =1.70
24 2X2X5 ø 12 L =1.60

NOTA
Prezentul plan se va citi impreuna cu planul de cofraj EA5101E11BBPV02120101

Se interzice copierea, difuzarea, imprumutarea sau utilizarea in alte scopuri, fara permisiunea AREX Lider Company ca proprietar al desenului.
This drawing is forbidden to be copied, lent or used in other purposes than those previously approved by AREX Lider Company as its owner.

EXTRAS DE ARMARE PILA 3 REINFORCEMENT TABLE PIER 3									
Marca	Diametru	Lung./buc.[m]	Nr.buc.	PC 52					
				Ø12	Ø14	Ø16	Ø22	Ø25	Ø28
1	14	5.95	459		2731.05				
2	14	11.50	80		920.00				
2a	14	10.55	76		801.80				
2b	14	1.70	76		129.20				
3	14	8.40	78		655.20				
4	16	2.25	276		621.00				
5	14	5.85	78		456.30				
6	12	5.00	136	680.00					
7	12	1.05	1360	1428.00					
8	12	1.05	1360	1428.00					
9	12	2.60	112	291.20					
10	16	9.10	204			1856.40			
11	25	8.10	8					64.80	
12	22	10.80	116				1252.80		
13	16	8.70	44			382.80			
14	16	5.85	44			257.40			
15	14	5.65	16		90.40				
16	12	4.50	12	54.00					
16a	12	2.45	12	29.40					
17	12	4.90	12	58.80					
18	12	2.85	20	57.00					
19	12	3.15	16	50.40					
20	12	0.90	18	16.20					
21	12	2.45	12	29.40					
22	16	1.25	6			7.50			
23	16	1.70	12			20.40			
24	12	1.60	20	32.00					
25	28	3.80	208						790.40
26	22	3.00	108				324.00		
27	22	5.70	112				638.40		
28	22	2.1	140				294.00		
Lungimi totale pe diametre			(m)	4154.40	6404.95	2524.5	2509.2	64.8	790.40
Masa pe metru liniar			(kg/ml)	0.888	1.208	1.578	2.983	3.853	4.83
Masa pe diametre			(kg)	3689.20	7737.20	3983.70	7485.00	249.70	3818.50
Masa totala pt un radier pila 5			(kg)	26963.3					
Spor			5%	1348.165					
Total Radier Pila 5				28311.465					
				Total 28.360 Kg					

D					
C					
B					
A					
Indice Index	Data Date	Modificare Modification/Revision	Proiectant Designer	Aprobat Consultant Approved Consultant	Aprobat CFR Approved CFR

GUVERNUL ROMANIEI
ROMANIAN GOVERNMENT

PROIECT FINANȚAT DE UNIUNEA EUROPEANĂ
EUROPEAN UNION FINANCED PROJECT

CLIENT / CLIENT

C.N.C.F. "C.F.R." - S.A.

ITALFERR
GRUPPO FERROVIE DELLO STATO
Joint Venture leader

Scott Wilson

OBERMEYER
PLANEN + BERATEN GmbH

TECNIC
Consulting Engineers

CONSULTANT / CONSULTANT

			Data Date	Semnătură Signature
Aprobat Approved	Şef proiect Project manager	R. Liuzza	03.2012	
Aprobat Approved	Coordonator Secţiune 1 Section 1 Coordinator	C. Gamballi	03.2012	
Verificat Checked	Expert Che**c**k Checking Expert	V.Kallidromitis	03.2012	

SUBCONTRACTANT / SUBCONTRACTOR

AREX COMPANY

Aprobat Approved	Responsabil Subconsultant Subconsultant Responsible	A. Dinulescu Stanciu	03.2012	
Întocmit Elaborated	Proiectant Designer	Mihai Ady Nicolae	03.2012	

Reabilitarea liniei de cale ferata Braşov - Simeria, parte componentă a coridorului IV Pan European, pentru circulaţia trenurilor cu viteza maximă de 160 km/h,
Tronsonul : Braşov - Sighişoara
Rehabilitation of the railway line Braşov - Simeria, component Part of the IV Pan-European Corridor, for the trains circulation with maximum speed of 160 km/h,
Section : Braşov - Sighişoara

Proiect/Project
2004/RO/16/P/PA/003

Faza / Phase:
P.Th. / T.D.

Denumire desen / Drawing Title : Interval STATIA RACOS

POD(VIADUCT)/BRIDGE (VIADUCT) Km.220+762,028
PLAN ARMARE PILA 3 / PEAR 3 REINFORCEMENT PLAN

Codificare / Codification System	Scara / Scale 1:25	LOT / LOT	Nr. / No 01 / 01

E A 5 1 | 0 1 | E | 1 1 | B C | P V | 0 2 | 1 | 2 | 0 3 0 | 0

594x4815