SECTIUNEA A–A
A–A SECTION

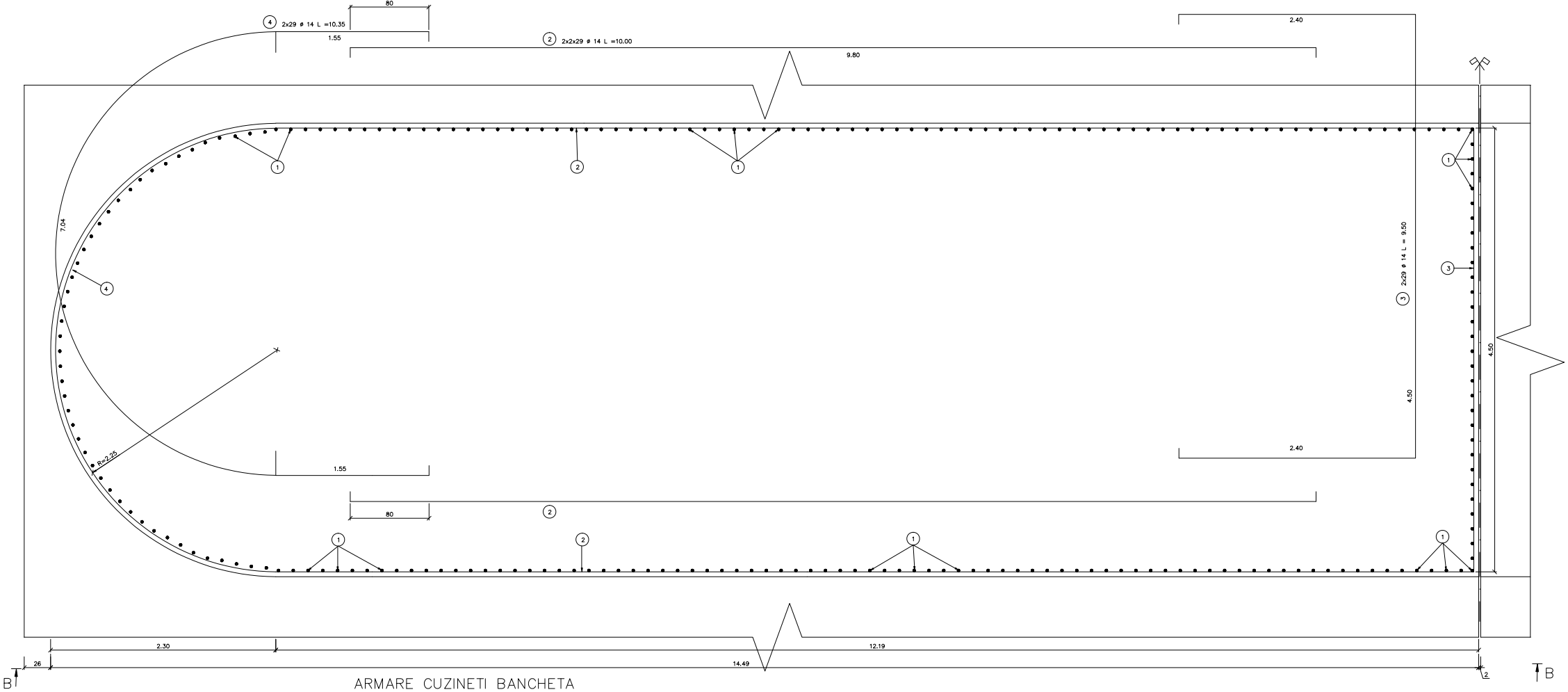
④ 2x29 ø 14 L =10.35
80
1.55
② 2x2x29 ø 14 L =10.00
9.80
2.40
①
②
①
①
7.04
④
③
③ 2x29 ø 14 L = 9.50
4.50
4.50
R=2.25
1.55
2.40
80
②
①
②
①
①
2.30
12.19
26
14.49
2
B
B

ARMARE CUZINETI BANCHETA
REINFORCEMENT BUSCHS

Vedere in plan
Plan view

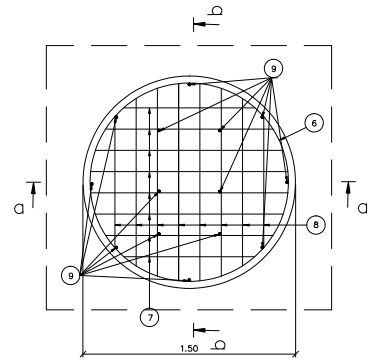
b
⑨
⑥
a
a
⑧
⑨
⑦
1.50
b

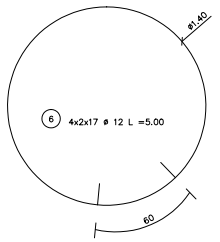
ø1.40
⑥ 4x2x17 ø 12 L =5.00
60

Sectiunea b–b
b–b section

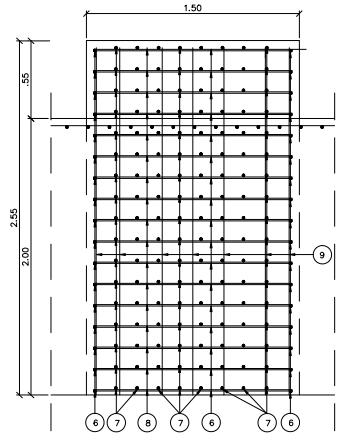
1.50
.55
2.55
2.00
⑨
⑥ ⑦ ⑧ ⑦ ⑥ ⑦ ⑥

⑧ 4x2x17x8 ø 12 Lmediu =1.30

Variabil 93–1.39

Sectiunea a–a
a–a section

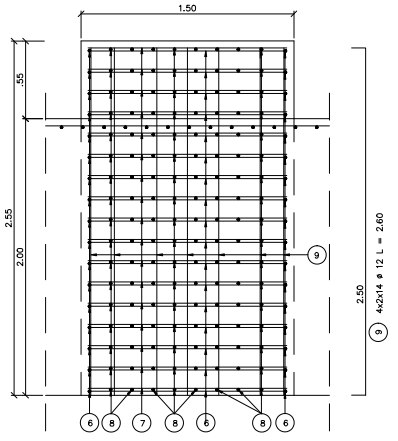
1.50
.55
2.55
2.00
⑨
2.50
⑨ 4x2x14 ø 12 L = 2.60
⑥ ⑧ ⑦ ⑧ ⑥ ⑧ ⑥

⑦ 4x2x17x8 ø 12 Lmediu =1.30

Variabil 93–1.39

Mustati ø 16

PLACUTA PENTRU PRESA
PLATE FOR PRESS

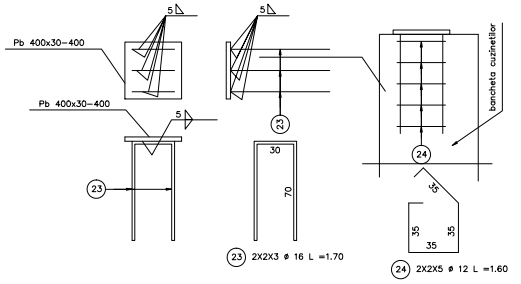
5
5
Pb 400x30–400
Pb 400x30–400
5
bancheta cuzinetilor
㉓
㉓
30
70
㉔
35
35
35
35
㉓ 2X2X3 ø 16 L =1.70
㉔ 2X2X5 ø 12 L =1.60

VEDERE B–B
B–B VIEW

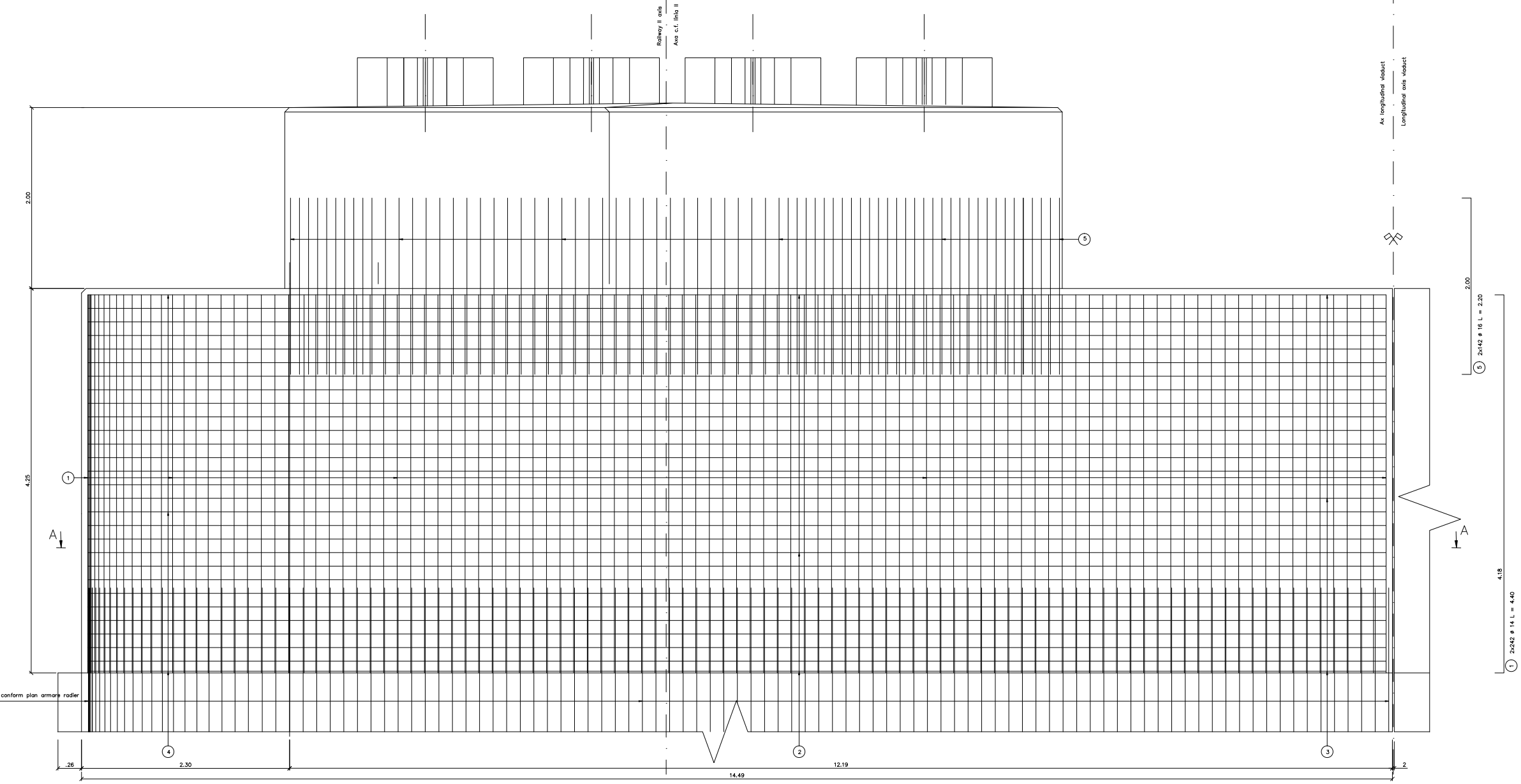
Railway II axis
Axa c.f. linia II
Ax longitudinal viaduct
Longitudinal axis viaduct
2.00
4.25
2.00
4.18
⑤ 2x142 ø 16 L = 2.20
① 2x242 ø 14 L = 4.40
⑤
①
A
A
conform plan armare radier
④
②
③
.26
2.30
12.19
2
14.49

CUZINET PENTRU STALPUL DE ELECTRIFICARE
(SECTIUNE VERTICALA)

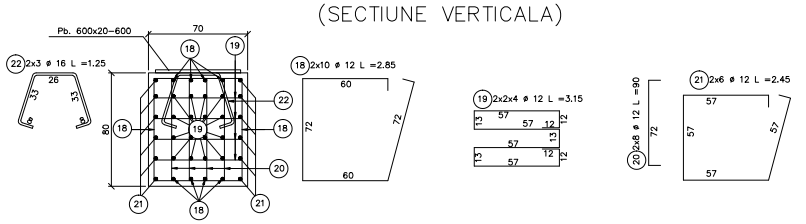
Pb. 600x20–600
70
80
⑱
⑲
㉒
⑱
⑲
⑱
⑳
㉑
⑱
㉑
㉒ 2x3 ø 16 L =1.25
26
33
33
8
8
⑱ 2x10 ø 12 L =2.85
60
72
72
60
⑲ 2x2x4 ø 12 L =3.15
13
57
57
12
12
13
57
13
12
12
57
⑳ 2x8 ø 12 L =90
72
㉑ 2x6 ø 12 L =2.45
57
57
57
57

VEDERE IN PLAN ARMARE BANCHETA
PLAN VIEW REINFOECEMENT

VEDERE G-G
G-G VIEW

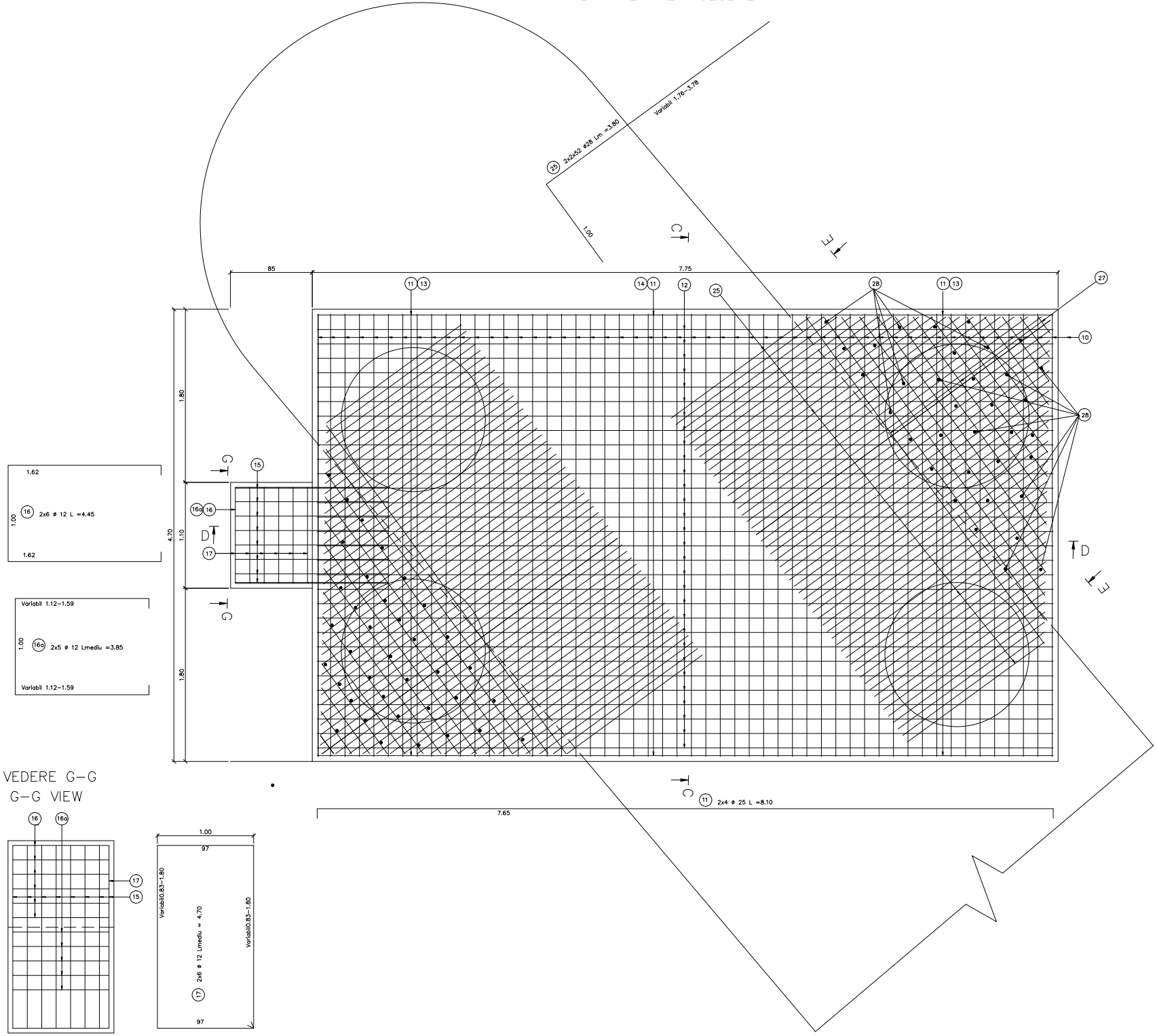

25
2x2x52 ø28 Lm =3.80
Variabil 1.76–3.78
1.00
C
E
85
7.75
11 13
14 11
12
25
28
11 13
27
10
28
1.80
4.70
1.10
1.80
G
15
16a 16
D
17
G
D
E
C
11 2x4 ø 25 L =8.10
7.65
1.62
16 2x6 ø 12 L =4.45
1.00
1.62
Variabil 1.12–1.59
1.00
16a 2x5 ø 12 Lmediu =3.85
Variabil 1.12–1.59
16
16a
17
15
1.00
97
Variabil0.83–1.80
17 2x6 ø 12 Lmediu = 4.70
Variabil0.83–1.80
97

SECTIUNEA C–C
C–C SECTION

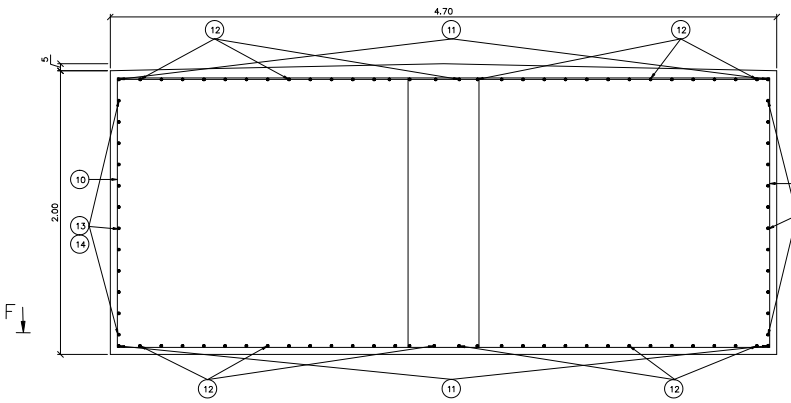

4.70
12
11
12
5
10
2.00
13
14
F
12
11
12

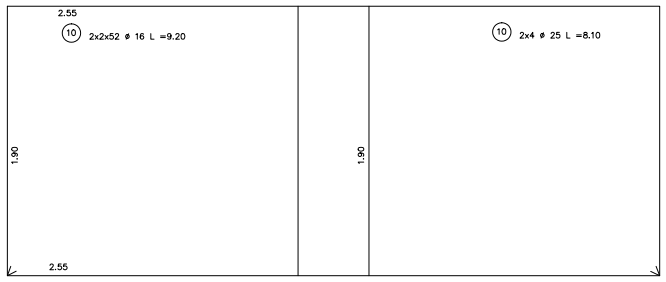

2.55
10 2x2x52 ø 16 L =9.20
1.90
2.55
1.90
10 2x4 ø 25 L =8.10

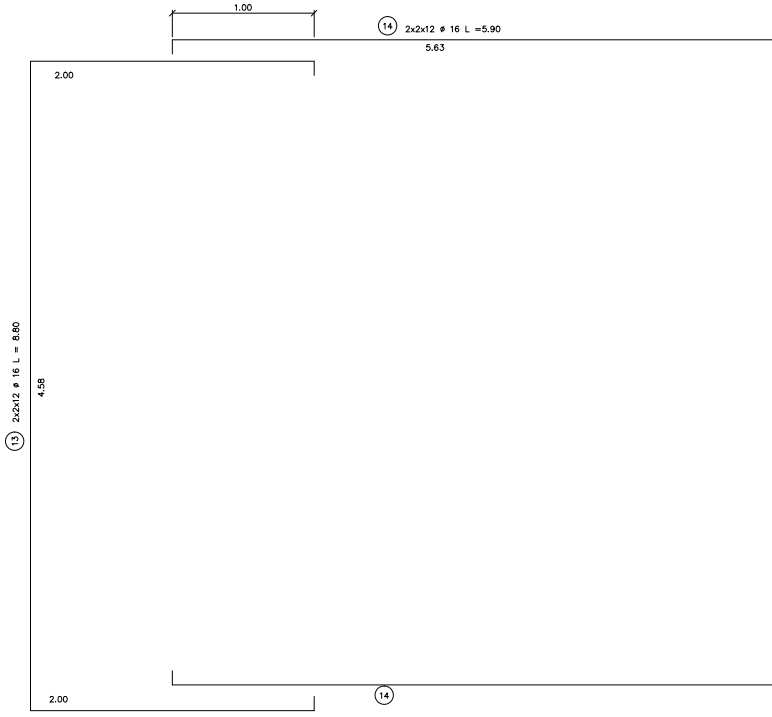

1.00
14 2x2x12 ø 16 L =5.90
5.63
2.00
13 2x2x12 ø 16 L = 8.80
4.58
2.00
14

SECTIUNEA F–F
F–F SECTION

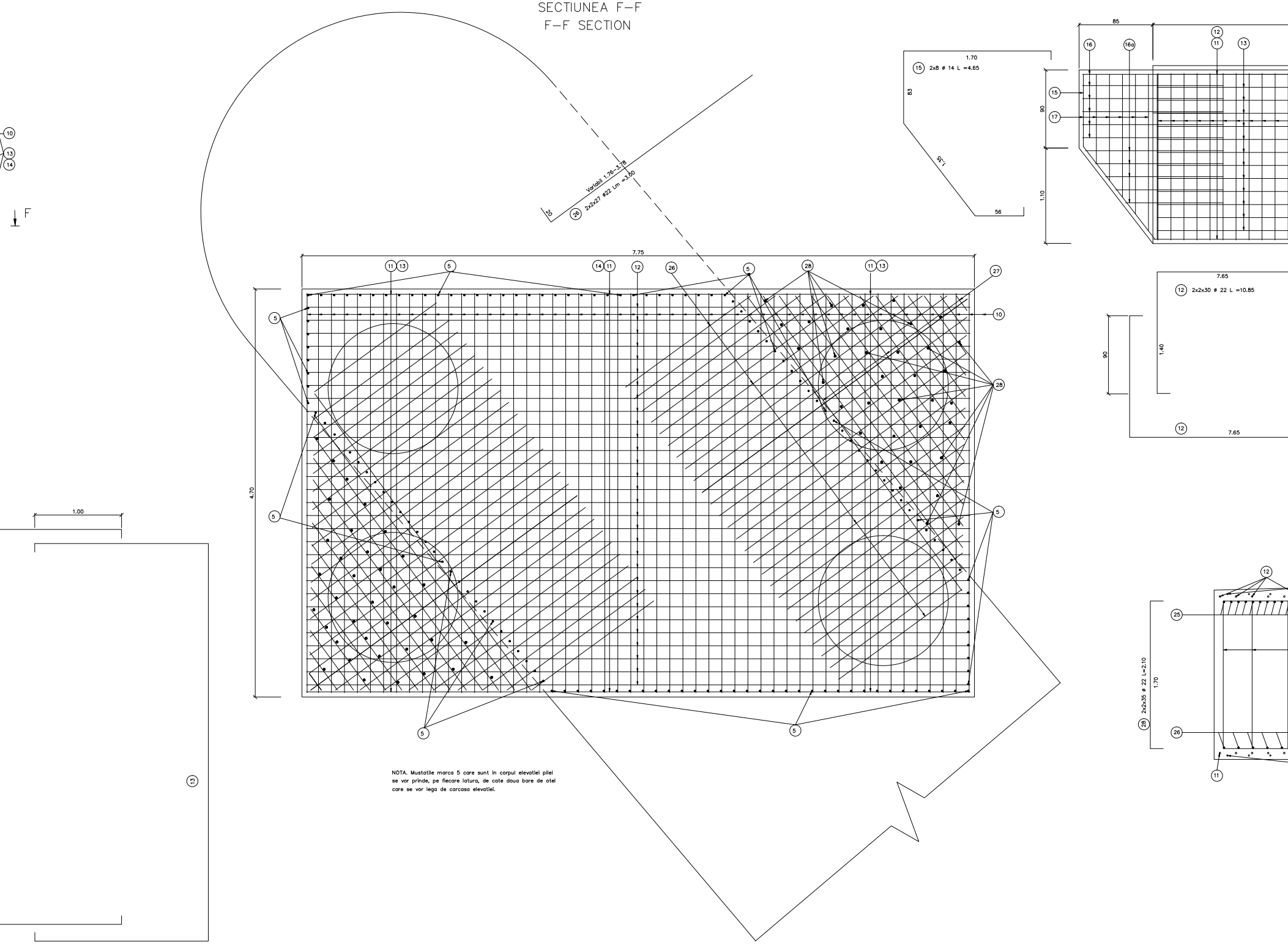
Variabil 1.76–3.78
20
(26) 2x2x27 Φ22 Lm =3.00
7.75
4.70
(11) (13)
(14) (11)
(12)
(26)
(27)
(28)
(10)
(5)
(13)
(14)
F
1.00
(13)
1.70
(15) 2x8 ø 14 L =4.65
83
1.35
56
85
(16)
(16a)
(12)
(11)
(13)
(15)
(17)
90
1.10
7.65
(12) 2x2x30 ø 22 L =10.85
90
1.40
(12) 7.65
(12)
(25)
(26)
(11)
(28) 2x2x35 ø 22 L=2.10
1.70

NOTA. Mustatile marca 5 care sunt in corpul elevatiei pilei se vor prinde, pe fiecare latura, de cate doua bare de otel care se vor lega de carcasa elevatiei.

SECTIUNEA D–D
D–D SECTION

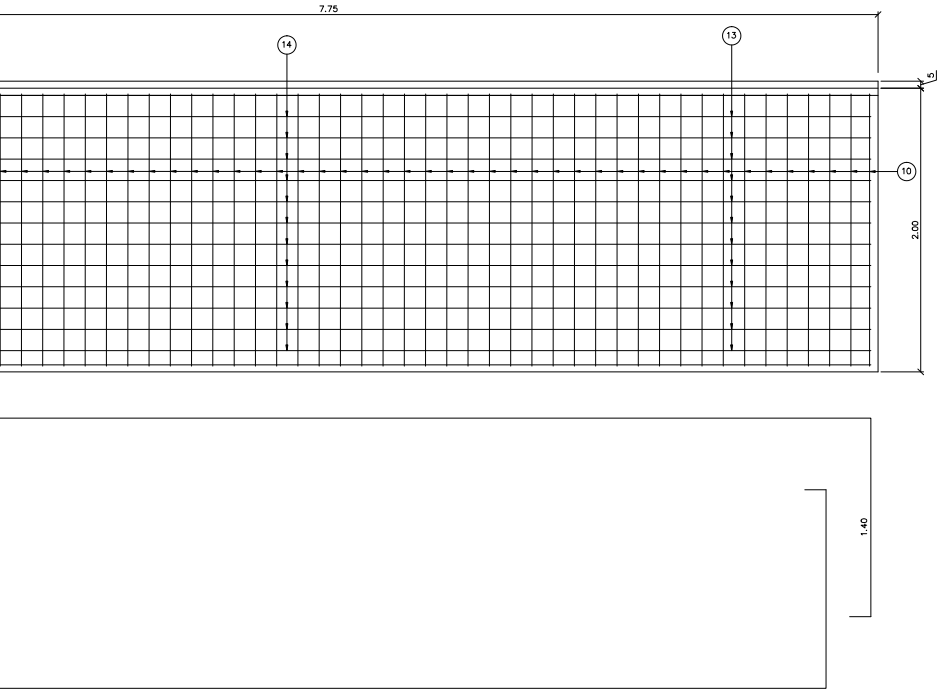
7.75
14
13
5
10
2.00
1.40

EXTRAS DE ARMARE

REINFORCEMENT TABLE

Marca	Diametrul	Numar bucati asemenea	Lungimea/ bucata	Lungimi/diametre					
				PC 52					
				ø12mm	ø14mm	ø16mm	ø22mm	ø25mm	ø28mm
1	14	484	4.40		2129.6				
2	14	116	10.00		1160				
3	14	58	9.50		551				
4	14	58	10.35		600.3				
5	16	284	2.20			624.8			
6	12	136	5.00	680					
7	12	1088	1.30	1414.4					
8	12	1088	1.30	1414.4					
9	12	112	2.60	291.2					
10	16	208	9.20			1913.6			
11	25	8	8.10					64.8	
12	22	120	10.85				1302		
13	16	48	8.80			422.4			
14	16	48	5.90			283.2			
15	14	16	4.65		74.4				
16	12	12	4.45	53.4					
16a	12	10	3.85	38.5					
17	12	12	4.70	56.4					
18	12	20	2.85	57					
19	12	16	3.15	50.4					
20	12	16	0.90	14.4					
21	12	12	2.45	29.4					
22	16	6	1.25			7.5			
23	16	12	1.70			20.4			
24	12	20	1.60	32					
25	28	208	3.80						790.4
26	22	108	3.00				324		
27	22	112	5.70				638.4		
28	22	140	2.10				294		
Lungimea / diametre (m)				4131.5	4515.3	3271.9	2558.4	64.8	790.4
Greutatea/m (kg/m)				0.888	1.208	1.578	2.983	3.851	4.831
Greutatea/diametre (kg)				3668.80	5454.50	5163.10	7631.80	249.60	3818.50
Greutatea totala (kg)				25986.30					
Greutatea rotunjita (kg)				26.000					

Beton armat/Reinforced concrete: –C35/45 bancheta cuzinetilor/bench liners
–C25/30 elevatie, ziduri intoarse/elevation, reverted walls

Armatura/Reinforcement: –S355,S345(PC52)

Strat de acoperire/concrete cover: –min.4cm expunere in aer/air exposed

SECTIUNEA E–E
E–E SECTION

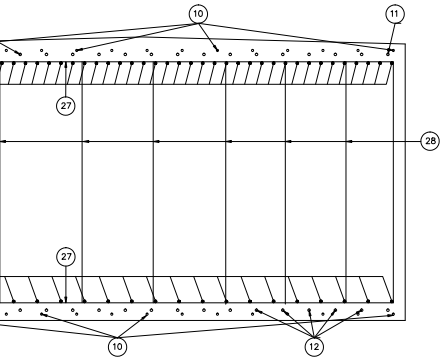
10
11
27
28
27
10
12


Variabil 0.21–4.20
27 2x2x2x14 ø 22 Lmediu =5.70
1.70
1.70
27

NOTA

Prezentul plan se va citi impreuna cu planul de cofraj EA5101E11BBPV02120051

NOTA/NOTE

Pentru mentinerea pozitiei corecte in timpul betonarii, se vor monta distantieri minim 4buc./m². Distantierii trebuie legati cu sarma de carcasa de armatura.

In order to maintain the correct position during concreting, minimum 4pcs./m² distance pieces shall be mounted. The distance pieces shall be connected to the reinforcing framework, using wire.

ATENTIE/ATENTION

Aprovizionarea aparatelor de reazem se va face inaintea executarii cuzinetilor si a banchetei acestora. In cazul in care inaltimea aparatelor de reazem aprovizionate difera fata de cea considerata in proiect se vor modifica inaltimile pe reazem corespunzator cu noile aparate.

The bearing blocks shall be supplied before building the bearings and their seats. In case the height of the supplied bearing blocks differs from that given in the project, the heights on the seats shall be adjusted so as to comply with the new devices.

Se interzice copierea, difuzarea, imprumutarea sau utilizarea in alte scopuri, fara permisiunea AREX Lider Company ca proprietar al desenului.
This drawing is forbidden to be copied, lent or used in other purposes than those previously approved by AREX Lider Company as its owner.

Indice Index	Data Date	Modificare Modification/Revision	Proiectant Designer	Aprobat Consultant Approved Consultant	Aprobat CFR Approved CFR
D					
C					
B					
A					

GUVERNUL ROMANIEI
ROMANIAN GOVERNMENT

PROIECT FINANTAT DE UNIUNEA EURO
EUROPEAN UNION FINANCED PR

CLIENT / CLIENT

C.N.C.F. "C.F.R." - S.A.

ITALFERR
GRUPPO FERROVIE DELLO STATO
Joint Venture leader

Scott Wilson

OBERMEYER
PLANEN + BERATEN GmbH

TECNIC
Consulting Engineers

CONSULTANT / CONSULTANT

			Data Date	Semnătură Signature
Aprobat Approved	Şef proiect Project manager	R. Liuzza	03.2012	
Aprobat Approved	Coordonator Secţiune 1 Section 1 Coordinator	C. Gambelli	03.2012	
Verificat Checked	Expert Cheie Checking Expert	V. Kallidromitis	03.2012	

SUBCONTRACTANT / SUBCONTRACTOR

AREX Lider COMPANY

Aprobat Approved	Responsabil Subconsultant Subconsultant Responsible	A.Stanciu - Dinulescu	03.2012	
Întocmit Elaborated	Proiectant Designer	Constantin Miculete	03.2012	

Reabilitarea liniei de cale ferata Brașov - Simeria, parte componentă a coridorului IV Pan European, pentru circulația trenurilor cu viteza maximă de 160 km/h,
Tronsonul : Brașov - Sighișoara
Rehabilitation of the railway line Brașov - Simeria, component Part of the IV Pan-European Corridor, for the trains circulation with maximum speed of 160 km/h,
Section : Brașov - Sighișoara

Proiect/Project
2004/RO/16/P/PA/003

Faza / Phase:
D.E. / E.D.

Denumire desen / Drawing Title :
STATIA RACOS
POD(VIADUCT)/BRIDGE (VIADUCT) Km.220+762,023
PLAN ARMARE PILA 1 / PEAR 1 REINFORCEMENT PLAN

Codificare / Codification System	Scara / Scale	LOT / LOT	Nr. / No
EA51 01 E 11 BC PV 02 1 2 032 0	1:20		01 / 01

594 X 4023