SECTIUNE TRANSVERSALA TABLIER POD
BRIDGE DECK CROSS SECTION

sc. 1:20

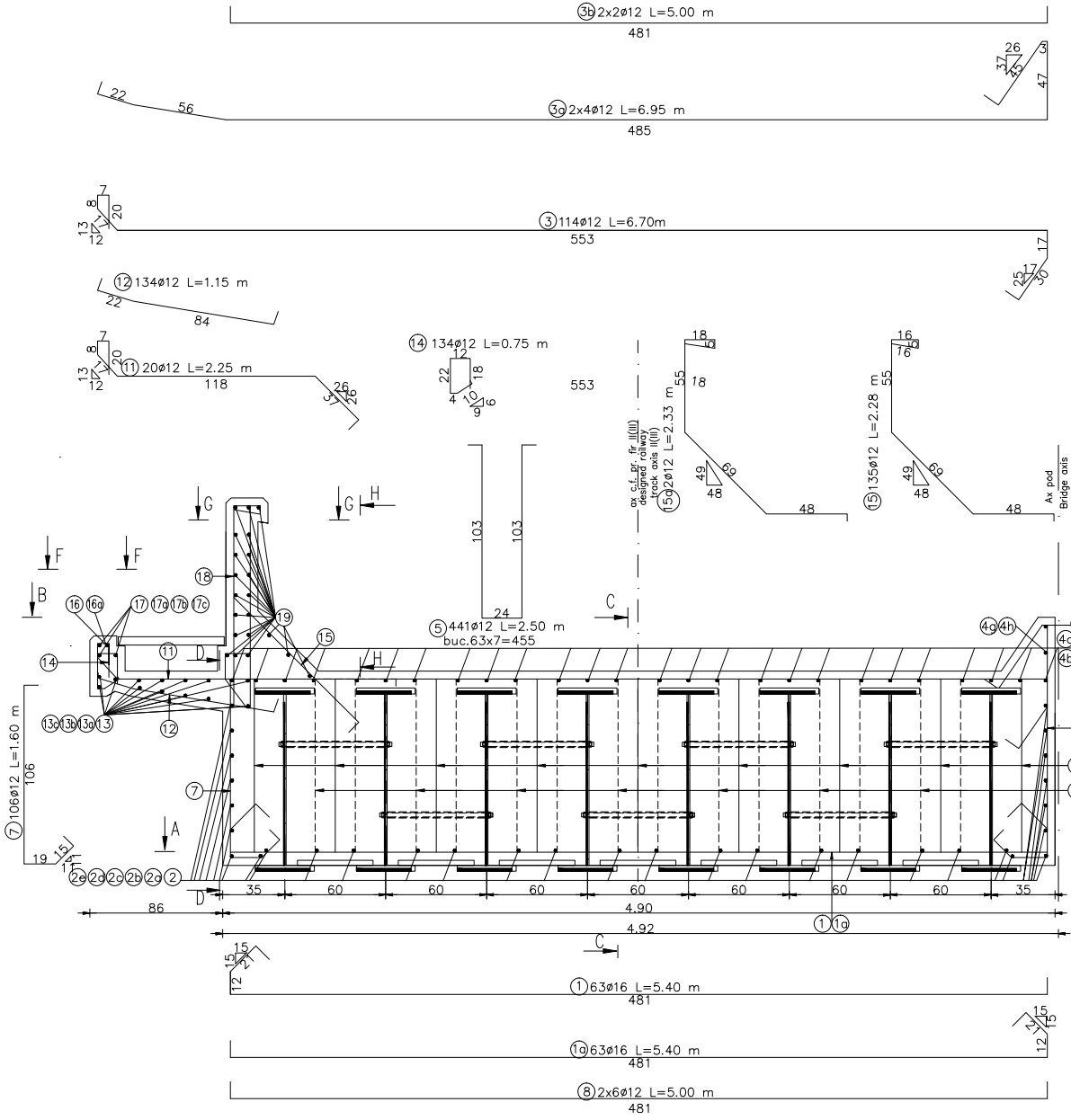
③b 2x2ø12 L=5.00 m
481
37 26 45 3 47
22 56
③a 2x4ø12 L=6.95 m
485
7 8 20 13 12
③ 114ø12 L=6.70m
553
17 25 17 30
⑫ 134ø12 L=1.15 m
22 84
7 8 20 13 12
⑪ 20ø12 L=2.25 m
118
26 26 37
⑭ 134ø12 L=0.75 m
12 22 18 4 10 9 6
553
103 103 24
⑤ 441ø12 L=2.50 m
buc.63x7=455
ax c.f. pr. fir II(III)
designed railway track axis II(III)
⑮a 2ø12 L=2.33 m
18 10 55 18 49 48 69 48
⑮ 135ø12 L=2.28 m
16 16 55 49 48 69 48
Ax pod
Bridge axis
G G H F F B C D H E E A A D C
⑱ ⑲ ⑮ ⑯ ⑯a ⑰ ⑰a ⑰b ⑰c ⑭ ⑪ ⑫ ⑬c ⑬b ⑬a ⑬ ⑦
④g ④h ④e ④f ④d ④a ④b ④c ⑦a ⑥ ⑤
⑦ 106ø12 L=1.60 m
106 19 15 11
②e ②d ②c ②b ②a ②
35 60 60 60 60 60 60 60 35
86
4.90
4.92
① ①a
15 15 21 12
① 63ø16 L=5.40 m
481
15 15 21 12
①a 63ø16 L=5.40 m
481
⑧ 2x6ø12 L=5.00 m
481

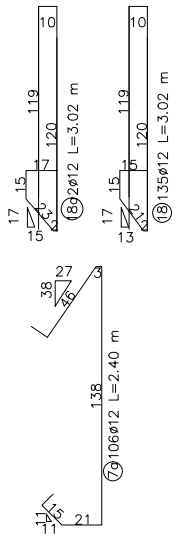
10 119 120 17 15 17 15 3
⑧a 2ø12 L=3.02 m
10 119 120 16 15 17 13 3
⑱ 135ø12 L=3.02 m
27 38 46 3
138
⑦a 106ø12 L=2.40 m
15 11 11 21

BRASOV

SECTIUNE B-B
B-B SECTION

sc. 1:50

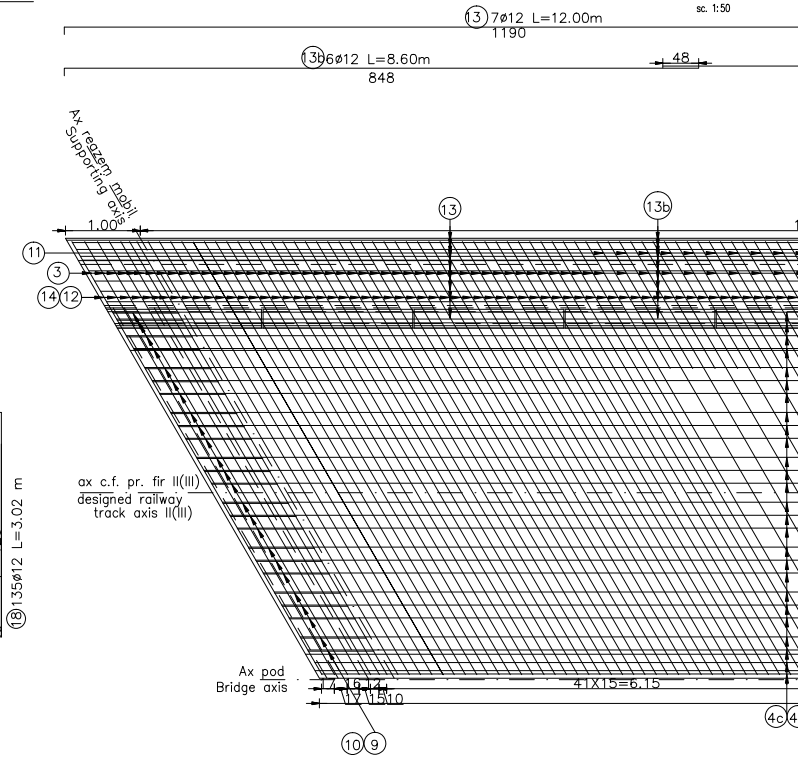
⑬ 7ø12 L=12.00m
1190
⑬b 6ø12 L=8.60m
848
48
Ax reazem mobil
Supporting axis
1.00
⑬ ⑬b
⑪ ③ ⑭ ⑫
ax c.f. pr. fir II(III)
designed railway track axis II(III)
Ax pod
Bridge axis
4 16 17 17 15 10
41X15=6.15
⑩ ⑨
④c

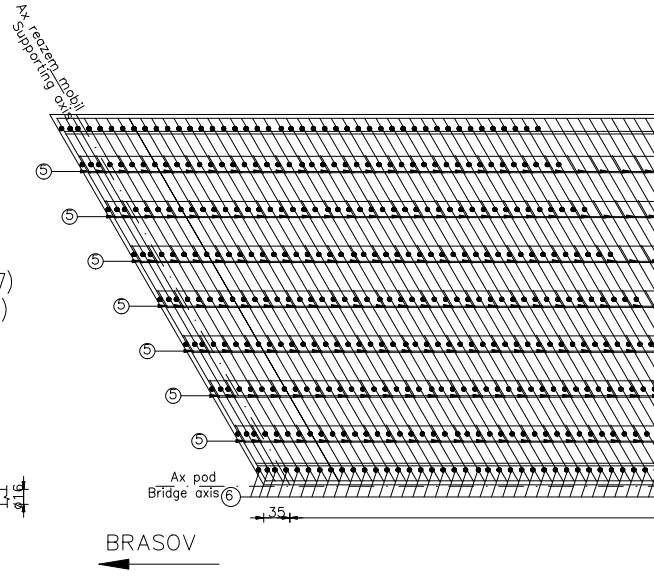
Ax reazem mobil
Supporting axis
⑤ ⑤ ⑤ ⑤ ⑤ ⑤ ⑤
Ax pod
Bridge axis
⑥
35
BRASOV

DETALIU "a" (STAS 10111/2-87)
"a" DETAIL (STAS 10111/2-87)

sc. 1:10

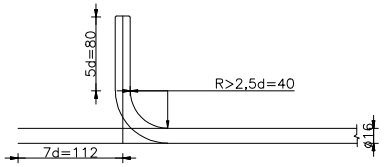
5d=80
R>2,5d=40
7d=112
ø16

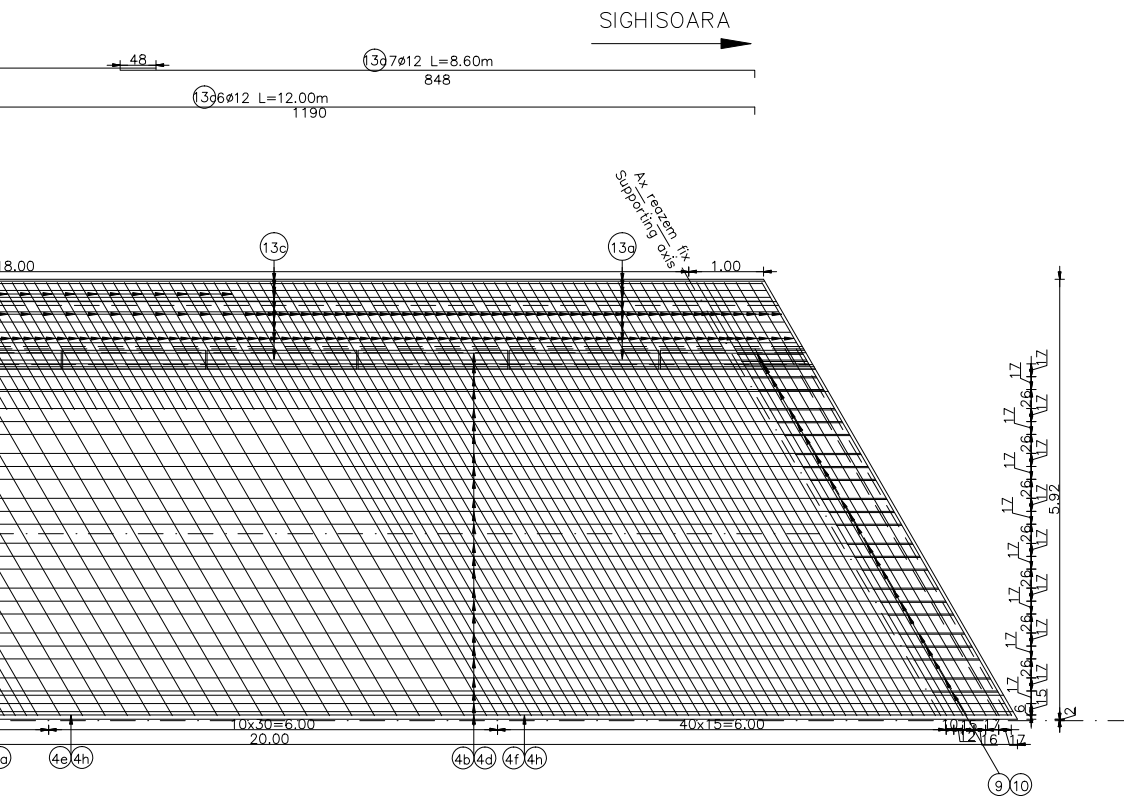
SIGHISOARA
48
13c 7ø12 L=8.60m
848
13d 6ø12 L=12.00m
1190
Ax reazem fix
Supporting axis
13c
13a
1.00
8.00
5.92
10x30=6.00
20.00
40x15=6.00
4e 4h
4b 4d 4f 4h
9 10

SECTIUNE A-A
A-A SECTION
sc. 1:50

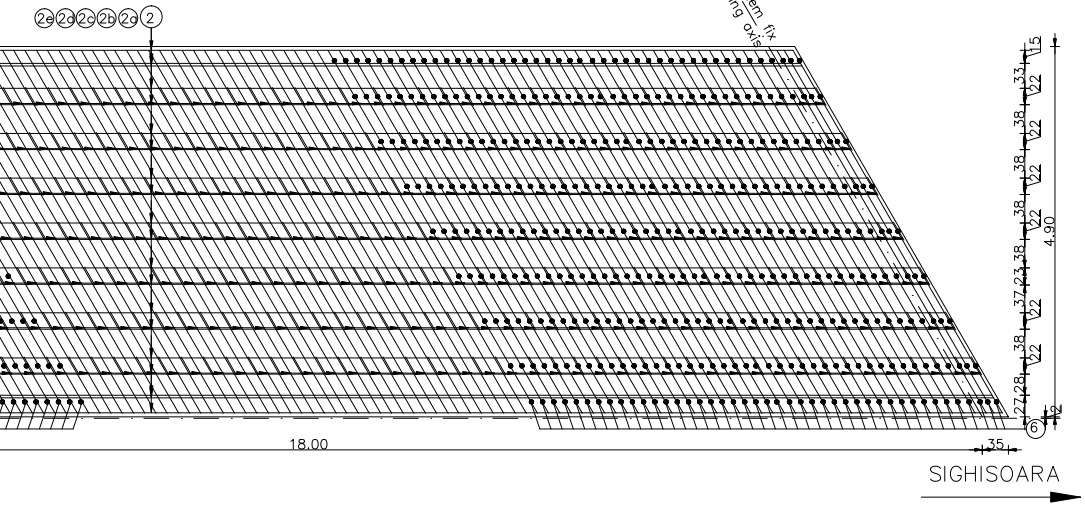
2e 2d 2c 2b 2a 2
Ax reazem fix
Supporting axis
4.90
18.00
35
6
SIGHISOARA

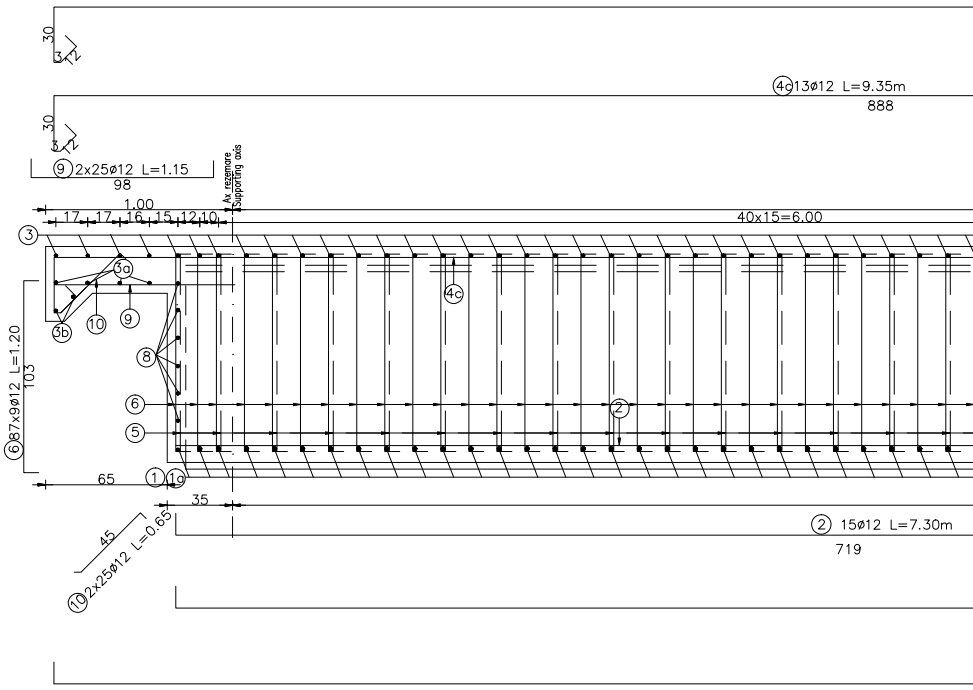
30
4a 13ø12 L=9.35m
888
9 2x25ø12 L=1.15
98
Ax rezemare
Supporting axis
1.00
17 17 16 15 12 10
40x15=6.00
3
3a
3b
10
9
8
4c
6 87x9ø12 L=1.20
103
6
5
2
1 1a
65
35
45
10 2x25ø12 L=0.65
2 15ø12 L=7.30m
719

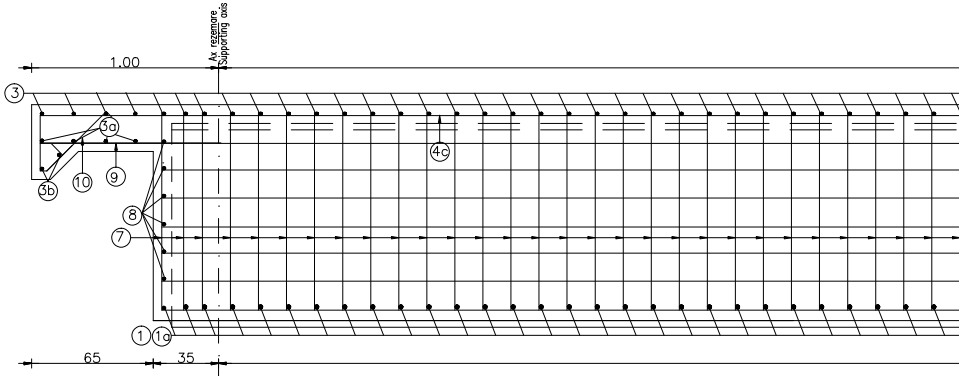
Ax rezemare
Supporting axis
1.00
3
3a
3b
10
9
8
7
4c
1 1a
65
35

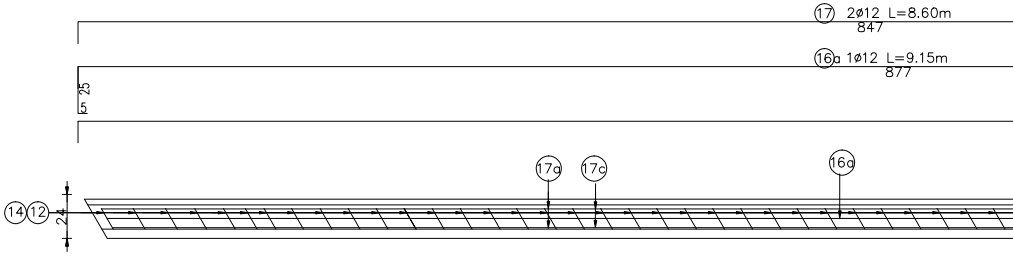
17 2ø12 L=8.60m
847
16a 1ø12 L=9.15m
877
25
5
17a
17c
16a
14 12
24

SECTIUNE C-C/C-C SECTION

sc. 1:20

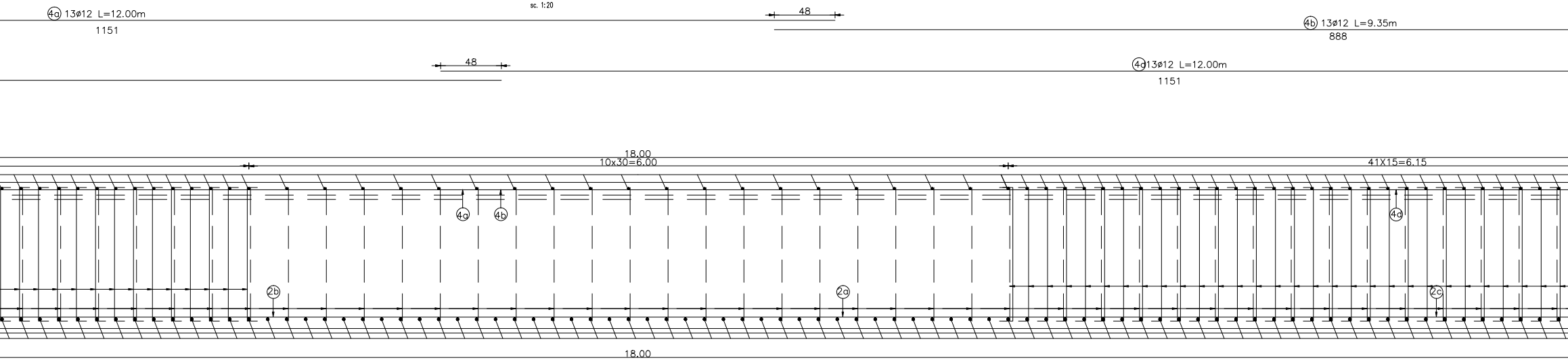

4a 13ø12 L=12.00m
1151
48
4b 13ø12 L=9.35m
888
48
4a 13ø12 L=12.00m
1151
18.00
10x30=6.00
41X15=6.15
4a
4b
4d
2b
2a
2c
18.00

SECTIUNE D-D/D-D SECTION

sc. 1:20

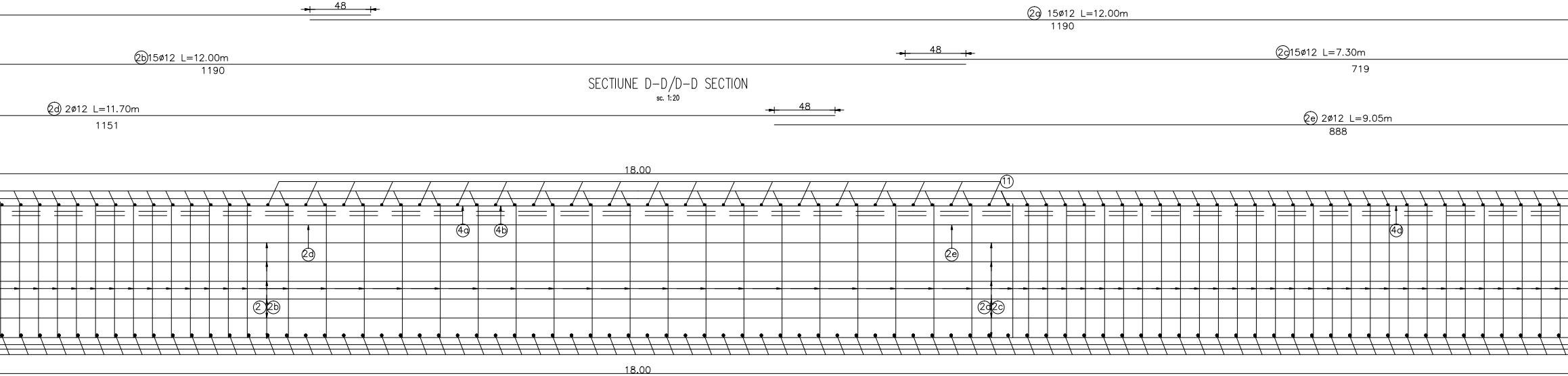

48
2a 15ø12 L=12.00m
1190
2b 15ø12 L=12.00m
1190
48
2c 15ø12 L=7.30m
719
2d 2ø12 L=11.70m
1151
48
2e 2ø12 L=9.05m
888
18.00
11
4a
4b
4d
2d
2e
2
2b
2d
2c
18.00

VEDERE F-F/VIEW F-F

sc. 1:20

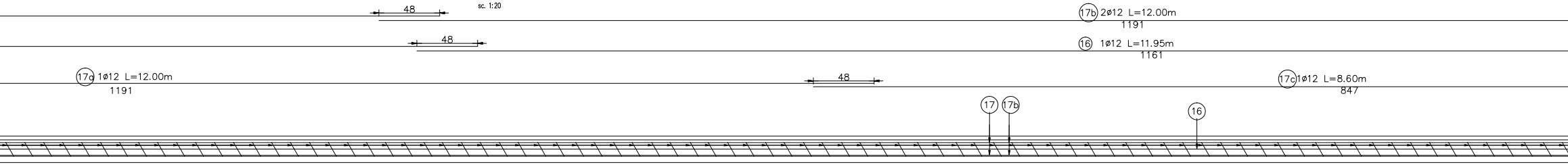

48
17b 2ø12 L=12.00m
1191
48
16 1ø12 L=11.95m
1161
17a 1ø12 L=12.00m
1191
48
17c 1ø12 L=8.60m
847
17
17b
16

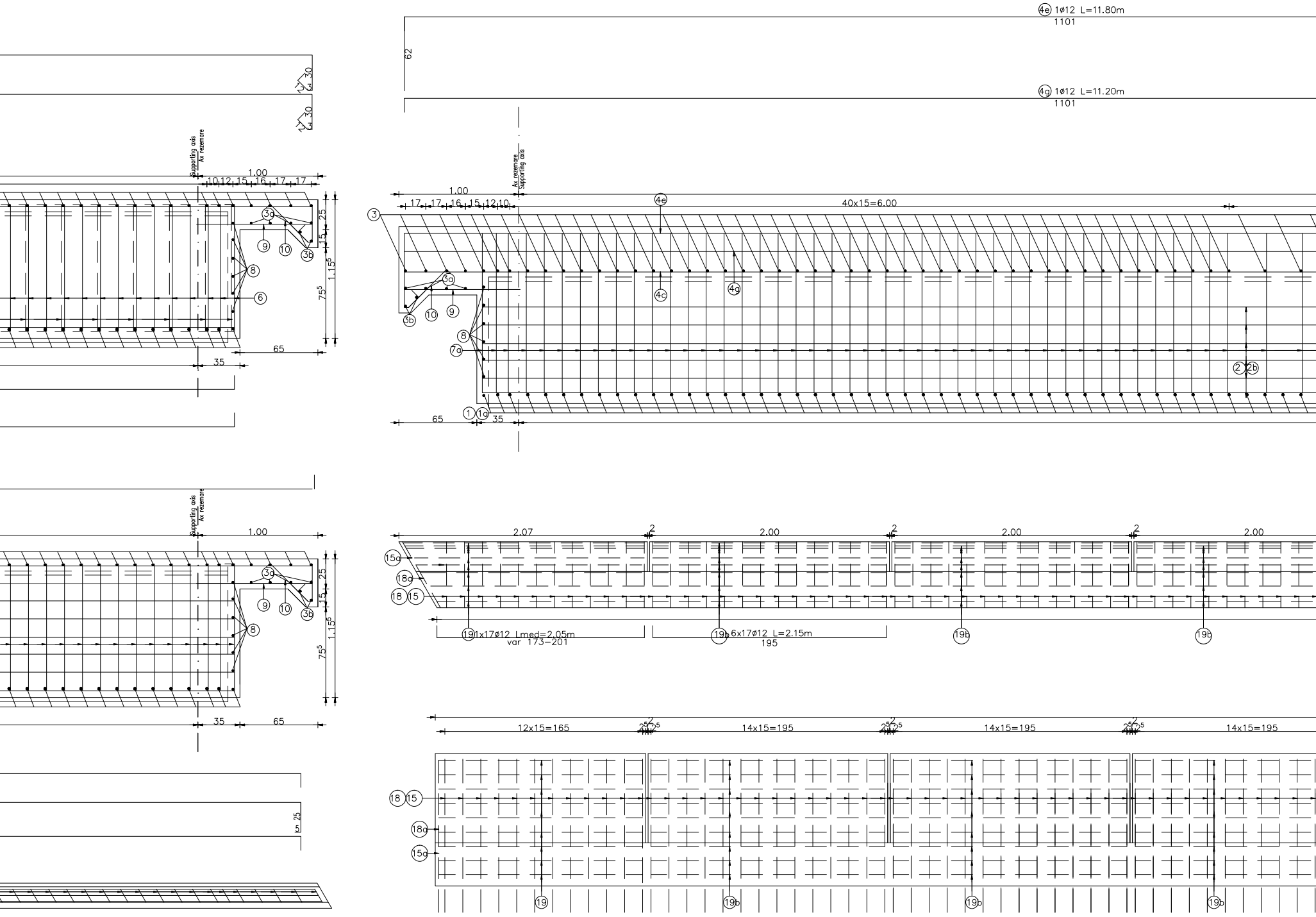

④e 1ø12 L=11.80m
1101
62
④g 1ø12 L=11.20m
1101
30
30
Supporting axis
Ax rezemare
Ax rezemare
Supporting axis
1.00
10 12 15 16 17 17
1.00
17 17 16 15 12 10
40x15=6.00
③
③a
③b
④e
④c
④g
⑥
⑦a
⑧
⑨
⑩
①
①a
②
②b
25
15
1.15
75
65
35
65
35
2.07
2
2.00
2.00
2.00
⑮a
⑱a
⑱
⑮
⑲ 1x17ø12 Lmed=2.05m
var 173-201
⑲b 6x17ø12 L=2.15m
195
⑲b
12x15=165
14x15=195
14x15=195
14x15=195
2.5 2 2.5
⑲
⑲b
25
5

SECTIUNE E-E/E-E SECTION

sc. 1:20

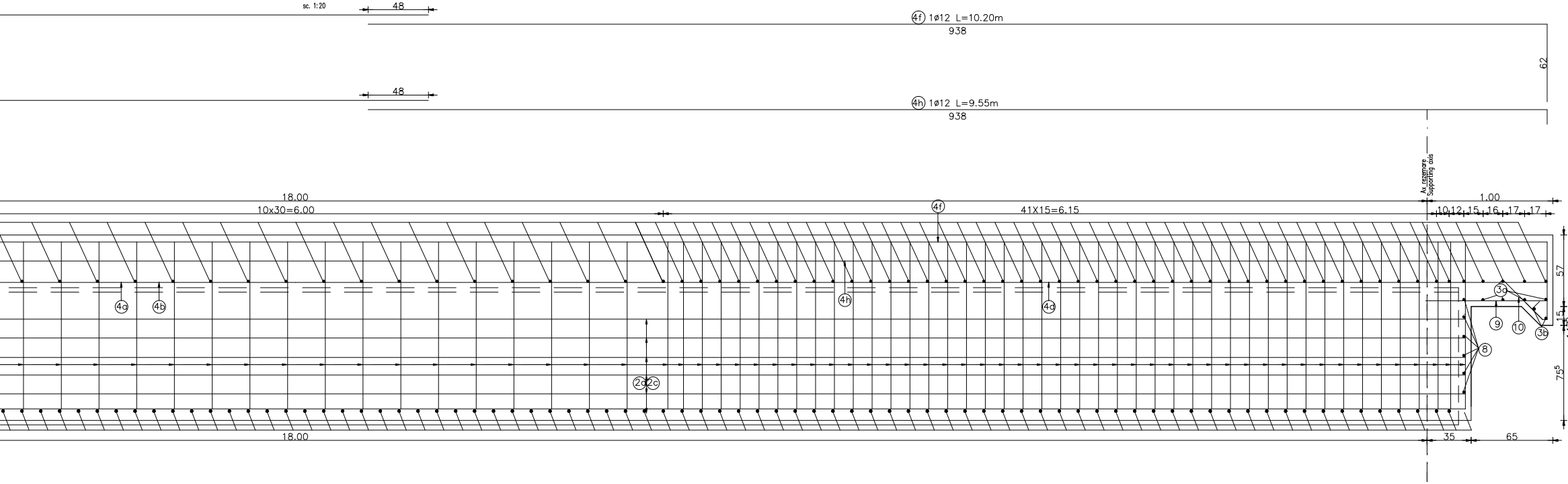
48
④f 1ø12 L=10.20m
938
62
48
④h 1ø12 L=9.55m
938
Ax rezemare
Supporting axis
18.00
10x30=6.00
④f
41X15=6.15
1.00
10 12 15 16 17 17
57
15
75⁵
④a
④b
④h
④a
③a
⑨
⑩
③b
⑧
②a ②c
18.00
35
65

VEDERE G-G/VIEW G-G

sc. 1:20

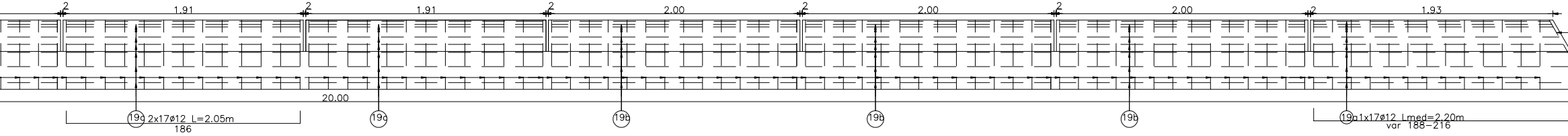
2
1.91
2
1.91
2
2.00
2
2.00
2
2.00
2
1.93
20.00
⑲a 2x17ø12 L=2.05m
186
⑲a
⑲b
⑲b
⑲b
⑲a 1x17ø12 Lmed=2.20m
var 188-216

VEDERE H-H/VIEW H-H

sc. 1:20

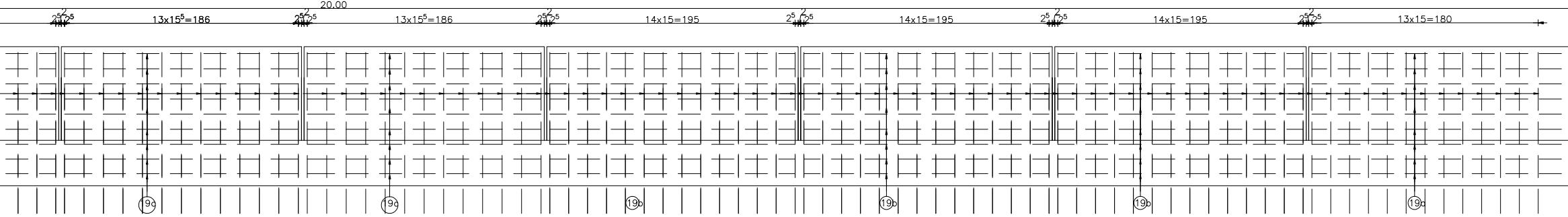
20.00
2⁵ 2 2⁵
13x15⁵=186
2⁵ 2 2⁵
13x15⁵=186
2⁵ 2 2⁵
14x15=195
2⁵ 2 2⁵
14x15=195
2⁵ 2 2⁵
14x15=195
2⁵ 2 2⁵
13x15=180
⑲a
⑲a
⑲b
⑲b
⑲b
⑲a

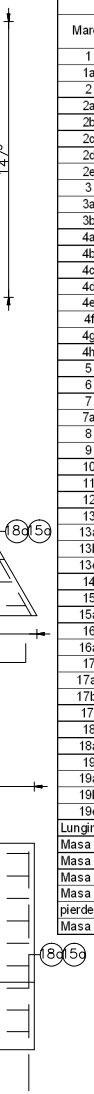
18d
15d
18d
15d

EXTRAS DE ARMATURA TABLIER
TABLE FOR REINFORCEMENTS FOR SINGLE RAIWAY DECK

Marca	Diametru	Lung./buc.[m]	Nr.buc.	S355	S345
				%%C12	%%C16
1	16	5,40	63		340,20
1a	16	5,40	63		340,20
2	12	7,30	15	109,50	
2a	12	12,00	15	180,00	
2b	12	12,00	15	180,00	
2c	12	7,30	15	109,50	
2d	12	11,70	2	23,40	
2e	12	9,05	2	18,10	
3	12	6,70	114	763,80	
3a	12	6,95	8	55,60	
3b	12	5,00	4	20,00	
4a	12	12,00	13	156,00	
4b	12	9,35	13	121,55	
4c	12	9,35	13	121,55	
4d	12	12,00	13	156,00	
4e	12	11,80	1	11,80	
4f	12	10,20	1	10,20	
4g	12	11,20	1	11,20	
4h	12	9,55	1	9,55	
5	12	2,50	441	1102,50	
6	12	1,20	783	939,60	
7	12	1,60	106	169,60	
7a	12	2,40	106	254,40	
8	12	5,00	12	60,00	
9	12	1,15	50	57,50	
10	12	0,65	50	57,50	
11	12	2,25	20	32,50	
12	12	1,15	134	154,10	
13	12	12,00	7	84,00	
13a	12	8,60	7	60,20	
13b	12	8,60	6	51,60	
13c	12	12,00	6	72,00	
14	12	0,75	134	100,50	
15	12	2,30	135	310,50	
15a	12	2,35	2	4,70	
16	12	9,15	1	9,15	
16a	12	11,95	1	11,95	
17	12	8,60	2	17,20	
17a	12	12,00	1	12,00	
17b	12	12,00	2	24,00	
17c	12	8,60	1	8,60	
18	12	3,05	135	411,75	
18a	12	3,05	2	6,10	
19	12	2,05	21	43,05	
19a	12	2,20	21	46,20	
19b	12	2,15	126	270,90	
19c	12	2,05	42	86,10	
Lungimi totale pe diametre			(m)	6158,95	680,40
Masa pe metru liniar			(kg/ml)	0,888	1,578
Masa pe diametre			(kg)	5468,10	1073,90
Masa pe tip otel			(kg)	5470,00	1075,00
Masa totala tablier			(kg)	6545,00	
pierderi 5%			(kg)	327,25	
Masa totala tablier			(kg)	6900,00	

Beton: Concrete:	– C30/37 suprastructura/superstructure
Tipul grinzilor: Beams type:	– grinzi metalice sudate/steel welded girders
Otel pentru grinzi: Steel for the beams:	– (OL 37–EP) S275J_3G_3 (EN 10025/2004)
Armatura: Reinforcement:	– S355; S345
Strat de acoperire: Concrete cover	– min. 4cm expunere in aer/air exposed

Se interzice copierea, difuzarea, imprumutarea sau utilizarea in alte scopuri, fara permisiunea AREX Lider Company ca proprietar al desenului. This drawing is forbidden to be copied, lent or used in other purposes than those previously approved by AREX Lider Company as its owner.

Schema tablier I,II,III,IV
Deck I,II,III,IV scheme
sc 1:200

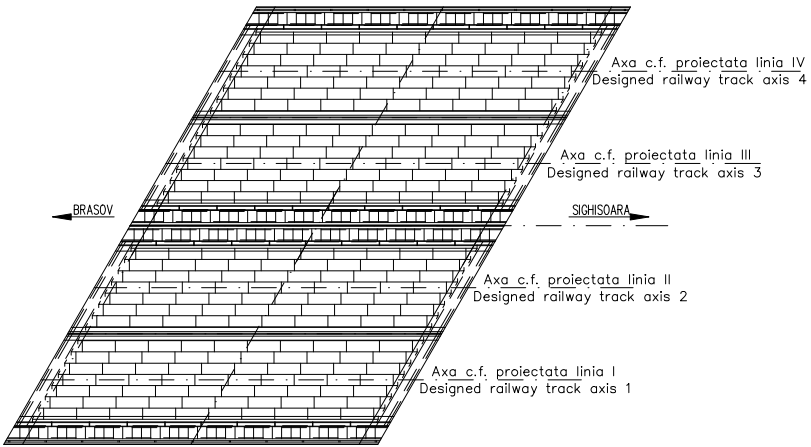
Axa c.f. proiectata linia IV
Designed railway track axis 4
Axa c.f. proiectata linia III
Designed railway track axis 3
BRASOV
SIGHISOARA
Axa c.f. proiectata linia II
Designed railway track axis 2
Axa c.f. proiectata linia I
Designed railway track axis 1

Indice Index	Data Date	Modificare Modification/Revision	Proiectant Designer	Aprobat Consultant Approved Consultant	Aprobat CFR Approved CFR
D					
C					
B					
A					

GUVERNUL ROMANIEI
ROMANIAN GOVERNMENT

PROIECT FINANȚAT DE UNIUNEA EURO
EUROPEAN UNION FINANCED P

CLIENT / CLIENT

C.N.C.F. "C.F.R." - S.A.

ITALFERR
GRUPPO FERROVIE DELLO STATO
Joint Venture leader

Scott Wilson

OBERMEYER
PLANEN + BERATEN GmbH

TECNIC
Consulting Engineers

CONSULTANT / CONSULTANT

			Data Date	Semnătură Signature
Aprobat Approved	Șef proiect Project manager	R. Liuzza		
Aprobat Approved	Coordonator Secțiune 1 Section 1 Coordinator	C. Gambelli		
Verificat Checked	Expert Cheie Checking Expert	V. Kallidromitis		VK

SUBCONTRACTANT / SUBCONTRACTOR

AREX Lider COMPANY

Aprobat Approved	Responsabil Subconsultant Subconsultant Responsible	A.Stanciu - Dinulescu	02.2012	
Întocmit Elaborated	Proiectant Designer	Olar Mihai	02.2012	

Reabilitarea liniei de cale ferata Brașov - Simeria, parte componentă a coridorului IV Pan European, pentru circulația trenurilor cu viteza maximă de 160 km/h,
Tronsonul : Brașov - Sighișoara
Rehabilitation of the railway line Brașov - Simeria, component Part of the IV Pan-European Corridor, for the trains circulation with maximum speed of 160 km/h,
Section : Brașov - Sighișoara

Proiect/Project
2004/RO/16/P/PA/003

Faza / Phase:
D.E. / E.D.

Denumire desen / Drawing Title :

POD Km. 223+203.05 L=18.00m/PLAN ARMARE SUPRASTRUCTURA/LINIA II(III)

BRIDGE Km.223+203.05 D=18.00m/SUPERSTRUCTURE REINFORCEMENT PLAN/TRACK II(III)

Codificare / Codification System	Scara / Scale 1:20,1:50	LOT / LOT	Nr. / No 01 / 01

E A 5 1 | 0 1 | E | 1 1 | B C | P V | 0 2 | 3 | 3 | 0 1 2 | 0