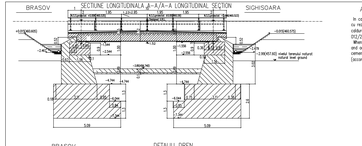

ATENTIE/ATENTION

In cazul in care temperatura in timpul turnarii este scazuta, se va folosi cimentul cu rezistenta initiala mare, R si aditive acceleratori, ar in cazul turnarii pe timp ploios se va folosi ciment cu aditivi hidrofobi si aditivi retardatori (conf. NE 012/2-2001 si tabelele 2 de SR EN 197-1:2002).

When the temperature during the casting is low, cements with high initial resistance, R and accelerating additives shall be used and when it is cold during warm weather, cements with common initial resistance, N and delaying additives shall be used (according the norm NE 012/2-2001 and table 2 for the SR EN197-1:2002).



LEGENDA BETOANELOR/CONCRETE LIST

- Beton armat in grinzi inglobate de clasa
  Concrete in bearings and in the deck slabs
  C 25/30-CEM III/A-S 32,5-(XF3)-A/C=0,50-Dmax.16-Cl 0,20
- Beton de ponta:
  Concrete in the protection layer of waterproofing system.
  C 25/30-CEM III/A-S 32,5-(XF3)-A/C=0,55-Dmax.16-Cl 0,20
- Beton in strutul de protectie a hidroizolatie
  Concrete in the protection layer of waterproofing system
  C 25/30-CEM III/A-S 32,5-(XC4+XF3)-A/C=0,50-Dmax.16-Cl 0,20
- Beton in dalele prefabricate pentru trotuare
  Concrete in the prefab slabs required for the sidewalks
  C 25/30-CEM I/A-S 32,5-(XC4+XF3+XA1)-A/C=0,50-Dmax.22-Cl 0,22
- Beton in dalele prefabricate pentru grinzile inglobate in beton
  Concrete in the prefab slabs required for the decks made out of steel girders embedded in to concrete
  C 35/45-CEM I/A-S 52,5-(XC4+XF3+XA2)-A/C=0,50-0,16-Cl 0,10
- Beton armat in cuzinetti si in banchete cuzinetturi
  Reinforced concrete in the cushions and cushions bench
  C 35/45-CEM I/A-S 52,5-(XC4+XF3+XA2)-A/C=0,50-0,16-Cl 0,20
- Beton armat in elevatie si in zidurile intoarse
  Reinforced concrete in the elevation infrastructure and reverted walls
  C 25/30-Ciment III/A-S 42,5-(XC4+XF3)-A/C=0,50-0,32-Cl 0,20
- Beton simplu in fundatii:
  Plain concrete in abutments foundations:
  C 25/30-Ciment III/A-S 42,5-(XF3)-A/C=0,50-0,32-Cl 0,20

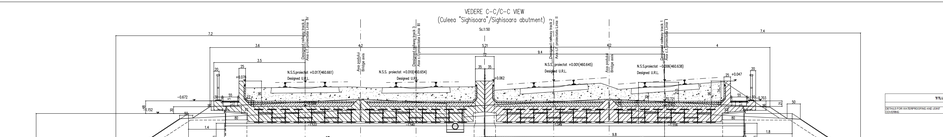

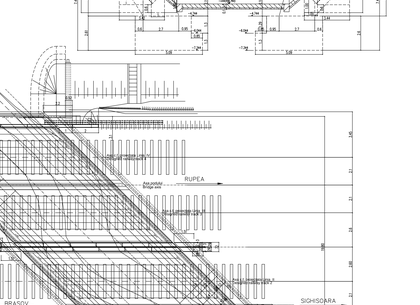

ATENTIE/ATENTION

1. Turnarea betonului se va face continuu (fara intreruperi), inclusiv in consola, in timp de max. 5 ore folosind inhibatorul de priza Replast, in cazul turnarii la temperatura ambianta de peste 10 grade Celsius (vara/toamna toamna).
2. Pentru betonul cu aditiv bidestul, se va face dupa minim 28 zile de turnarea dalei.

1. The concrete shall be continuously pored (without interruptions), including into the bracket, during max. 5 hours, using Replast retarder, in case of the ambient temperature higher than 10 Celsius, including the bracket, shall be mounted after minimum 28 days from the concrete slab pouring.

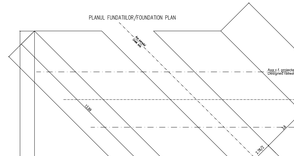



NOTA

1. Prezentul plan s-a întocmit pe baza urmatoarelor date:
   - plan de situatie;
   - profil in lung;
   - profil transversal;
   - fisa podului;
   - studiu hidrologic;
   - date culese pe teren.
2. Podul corespunde la convoaele de calcul UIC (LM71 si SW/2).
3. Se va realizare urmatoarea structura:
   - suprastructura: 4 tabliere din grinzi metalice ingloba in beton;
   - infrastructura: culee din beton armat, fundatie directa.
4. Detaliile privind amenajarea albiei sunt prezentate in planul de situatie.
5. La executie se vor respecta cu strictete prevederile din "Normativ pentru produserea betonului", indicativ NE 012/2-2010, din "Normativ privind executia lucrarilor de beton, beton armat si beton precomprimat- Partea 2: Executia lucrarilor de beton", indicativ NE 012/2-2010, de verificarea calitatii lucrarilor si receptionarea lor se va face conform normativului C56-1985.
   La proiect sunt atasate instructiunile pentru urmarirea curenta a comportarii in timp si Programul privind controlul calitatii lucrarilor.
6. Daca pe parcursul lucrarilor se va constata necorespondere intre situatia existenta pe teren si cea din proiect se va anunta proiectantul.
7. Constructia se encadreaza in categoria B de importanta. Construcitii de importanta deosebita, modelul 1 de asigurare a calitatii conform HG 766/97.
8. Proiectul va fi verificat la exigentele A4.2, B2.2, D2.2

NOTE

1. This plan has been drawn up based on the following data:
   - Lay-out Plan;
   - Longitudinal Profile;
   - Cross-section Profile;
   - Hydrology;
   - Hydraulic deformation;
   - Field Data.
2. Bridge conveys calculation corresponds to UIC (LM71 and SW/2).
3. The new bridge has the following structure:
   - superstructure: 4 girder spans embedded in concrete.
   with concrete box, for four decks;
   - Infrastructure: abutments and reinforced concrete, with direct foundation.
4. Details of the arrangement of the bed are given in the plan situation.
5. The execution will strictly comply with the provisions of "Practice rules for concrete production NE 012/1-2007 "Rules for the execution of concrete, reinforced concrete and prestressed concrete - Part 2: The execution of concrete works " NE 012/2-2010, and the quality and the reception of the works shall be made accordingly to Norm C 56-1985.
   The Project Execution Schedule are attached.
6. If during the execution of the work there will be found out any discrepancies between the existing situation on site and in project, the designer will be announced.
7. The construction is classified in the B category of importance. Special importance constructions, model 1 for quality ensuring according to HG 766/97.
8. The project will be checked to comply with the requirements A4.2, B2.2, D2.2

SUPRASTRUCTURA PODULUI
CORESPUNDE CONVOIULUI UIC (LM71 si SW/2)
BRIDGE SUPERSTRUCTURE
CORESPOND TO CONVOY UIC (LM71 si SW/2)

Se interzice copierea, difuzarea, imprimatirea sau utilizarea in alte scopuri, fara permisiunea WEX Eastern Company ca proprietar al desenului.
This drawing is forbidden to be copied, lent or used in other purposes then those previously approved by WEX Eastern Company as its owner.

Indice Index	Data Date	Modificare Modification	Proiectat Designed	Aprobat Consultant Approved Consultant	Aprobat CFR Approved CFR
A	12.2011	Revizia 1 / Revision 1	Florea Valentin		

GUVERNUL ROMANIEI
ROMAN GOVERNMENT

PROJECT FINANTAT DE UNIUNEA EUROPEANA
EUROPEAN UNION FINANCED PROJECT

CLIENT / CLIENT

C.N.C.F. "C.F.R." - S.A.

CONSULTANT / CONSULTANT

OBERMEYER
A HOBAS Company

TECNIC Consulting Engineers

			Data Date	Semnatura Signature
Verificat Checked	Project Manager Director de Proiect	R. Liuzza		
Aprobat Approved	Coordonator Sectiune / Section Coordinator	C. Gambelli		
Verificat Checked	Expert Check Verificator Expert	V. Kalkbrenners		

SUBCONTRACTANT / SUBCONTRACTOR

Aprobat Approved	Responsabil Subconsultant Responsible Subconsultant	A. Dinulescu Stanciu	08.2011	
Elaborat Elaborated	Proiectant Designer	Florea Valentin	08.2011	

Realizarea a liniei de cale ferata Brasov - Simeria, parte componenta, a coridorului IV Pan European, pe sectiunea Brasov - Sighisoara cu viteza maxima de 160 km/h.
Transeuropa - Brasov - Sighisoara

Rehabilitation of the railway line Brasov - Simeria, component Part of the IV Pan-European Corridor, for the trains circulation with maximum speed of 160 km/h.
Section - Brasov - Sighisoara

Proiect/Project
2004/RO/16/P/PA/001

Faza / Phase:
P.Th. / P.Th.

Denumire desen / Drawing Title :

INTERVAL / SECTION RACOS - CATA

POD / BRIDGE Km 224+463,54 L=110,00m

DISPOZITIE GENERALA / DISPOSITION GENERALE

| Codificare / Codification System | | | |