SECTIUNE TRANSVERSALA TABLIER POD
BRIDGE DECK CROSS SECTION
sc. 1:20

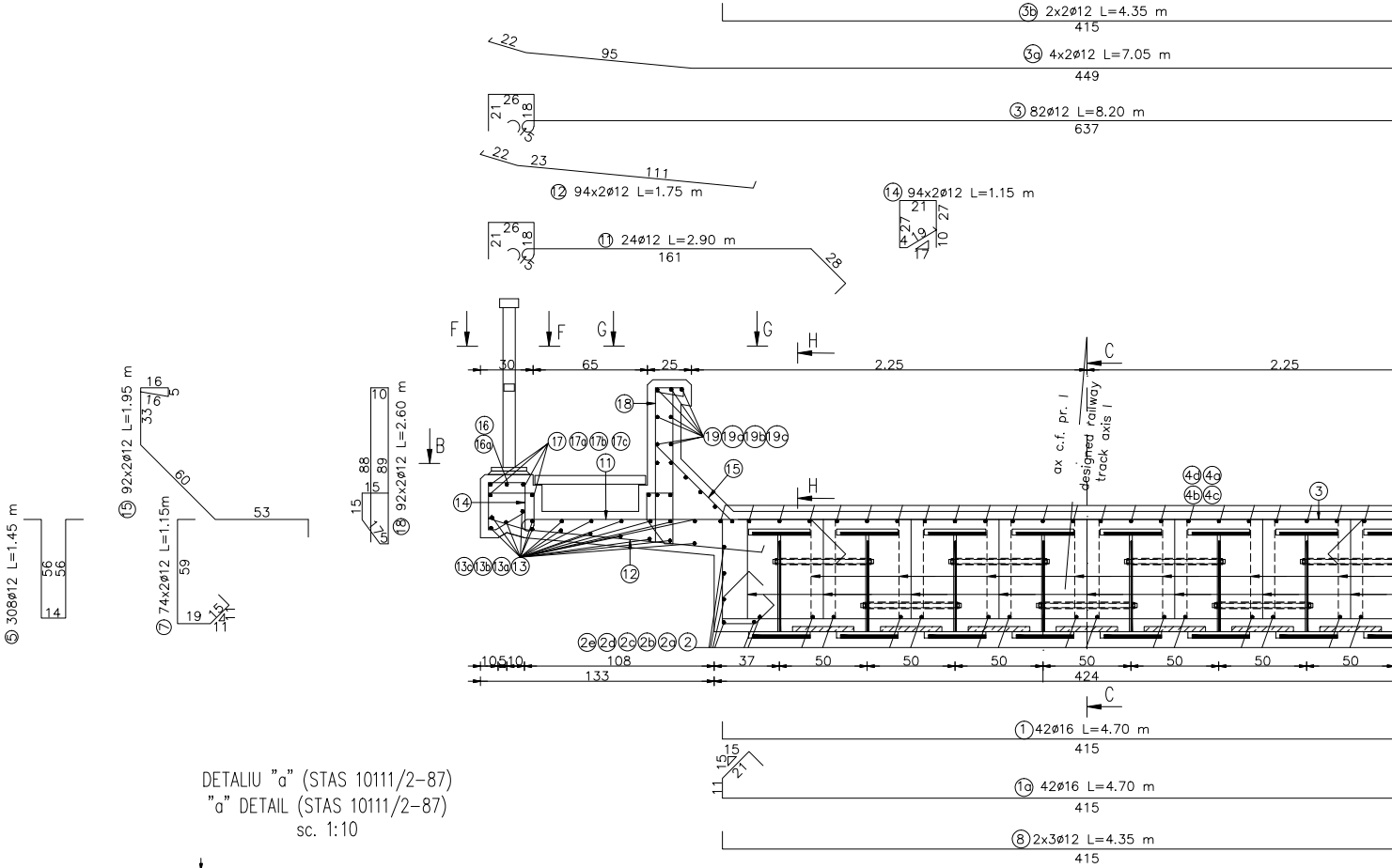
③b 2x2ø12 L=4.35 m
415
22
95
③a 4x2ø12 L=7.05 m
449
21 26 18 31
③ 82ø12 L=8.20 m
637
22 23
111
⑫ 94x2ø12 L=1.75 m
⑭ 94x2ø12 L=1.15 m
21 27 27 4 19 10 17
21 26 18 31
⑪ 24ø12 L=2.90 m
161
28
F
F
G
G
H
H
C
C
B
30
65
25
2.25
2.25
ax c.f. pr. I
designed railway track axis I
⑮ 92x2ø12 L=1.95 m
16 16 5 33
60
53
⑦ 74x2ø12 L=1.15m
59
19 15 11
⑤ 308ø12 L=1.45 m
56 56
14
10
88 89
15
15
⑱ 92x2ø12 L=2.60 m
⑯ ⑯a
⑰ ⑰a ⑰b ⑰c
⑪
⑱
⑲ ⑲a ⑲b ⑲c
⑮
⑭
⑬c ⑬b ⑬a ⑬
⑫
④d ④a
④b ④c
③
②e ②d ②c ②b ②a ②
10 5 10
108
133
37
50
50
50
50
50
50
50
424
① 42ø16 L=4.70 m
415
15 15 21 11
①a 42ø16 L=4.70 m
415
⑧ 2x3ø12 L=4.35 m
415

DETALIU "a" (STAS 10111/2-87)
"a" DETAIL (STAS 10111/2-87)
sc. 1:10

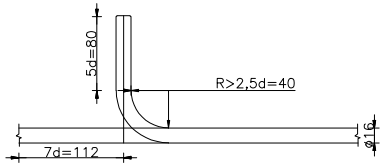
5d=80
R>2,5d=40
ø16
7d=112

Beton: Concrete:	– C30/37 suprastructura/superstructure
Tipul grinzilor: Beams type:	– grinzi metalice sudate/steel welded girders
Otel pentru grinzi: Steel for the beams:	– (OL 37-EP) $S275J_3G_3$ (EN 10025/2004)
Armatura: Reinforcement:	– S355;S345
Strat de acoperire: Concrete cover	– min. 4cm expunere in aer/air exposed

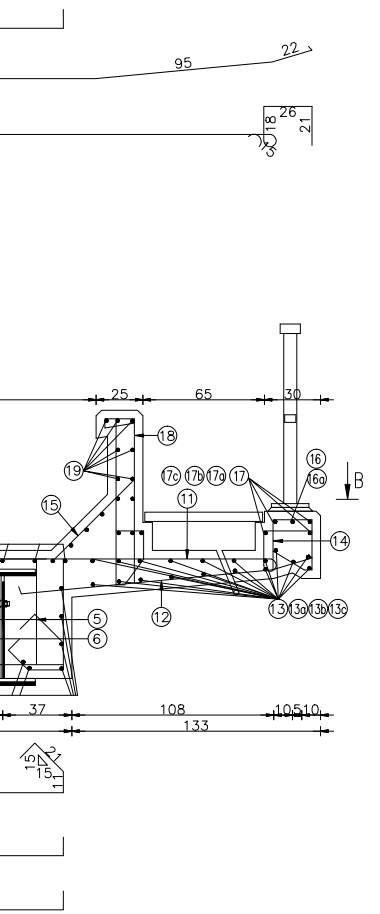
95
22
26
18
21
25
65
30
18
19
15
17c 17b 17a 17
11
16
16a
B
14
5
6
12
13 13a 13b 13c
37
108
133
10 5 10
15
15
11

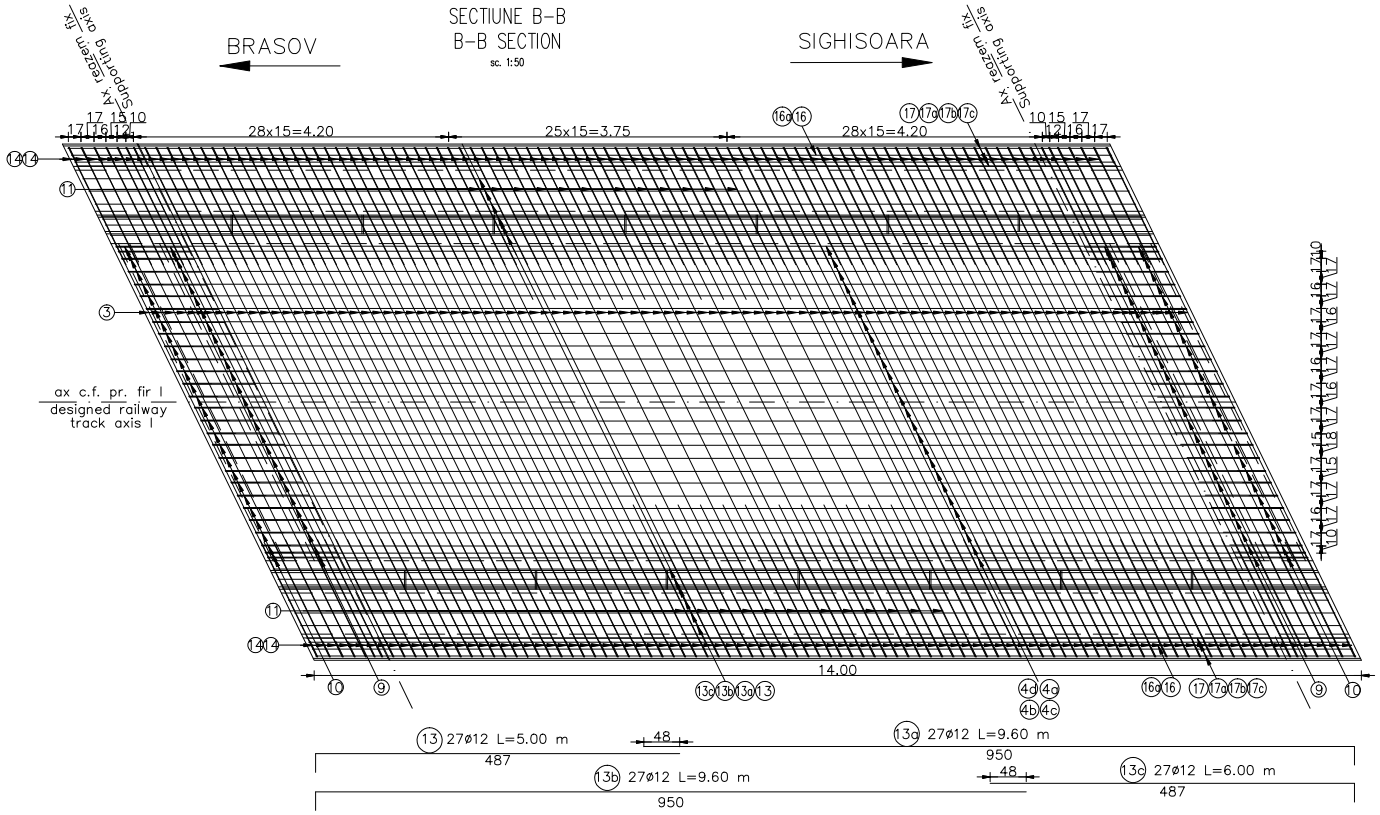
Ax reazem fix
Supporting axis
BRASOV
SIGHISOARA
Ax reazem fix
Supporting axis
17 15 10
17 16 12
28x15=4.20
25x15=3.75
28x15=4.20
16a 16
17 17a 17b 17c
10 15 17
12 16 17
14 14
11
3
ax c.f. pr. fir I
designed railway
track axis I
11
14 14
10
9
14.00
13a 13b 13a 13
4d 4a
4b 4c
16a 16
17 17a 17b 17c
9
10
17 16 17 17 15 17 17 16 17 17 16 17 10
10 17 17 15 18 17 16 17 17 16 17 17
13 27ø12 L=5.00 m
487
48
13a 27ø12 L=9.60 m
950
13b 27ø12 L=9.60 m
950
48
13c 27ø12 L=6.00 m
487

SECTIUNE B-B
B-B SECTION
sc. 1:50

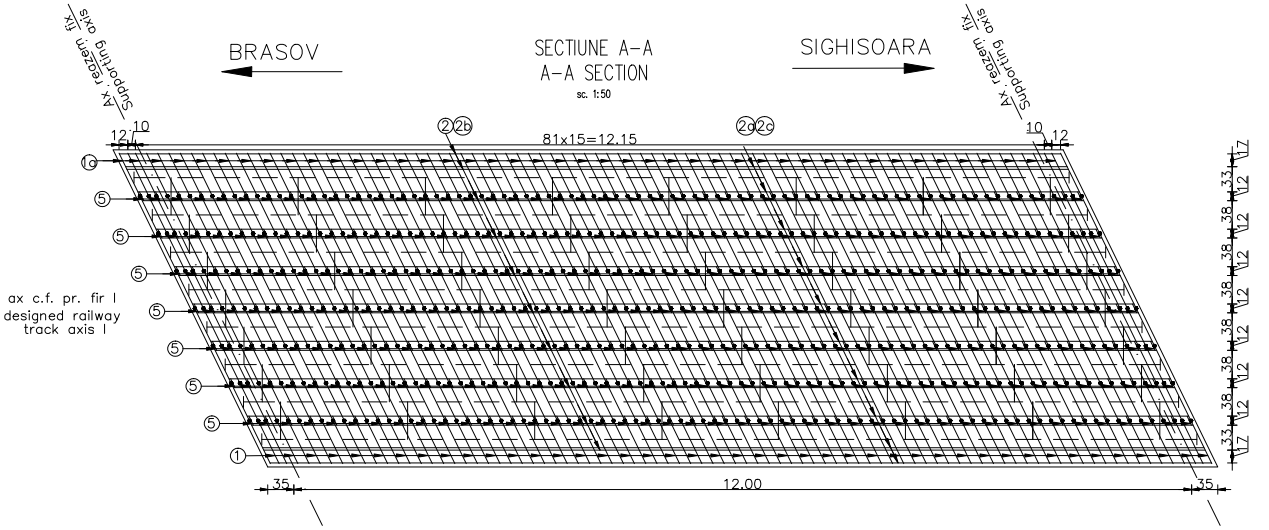
Ax reazem fix
Supporting axis
BRASOV
SIGHISOARA
Ax reazem fix
Supporting axis
12 10
2 2b
81x15=12.15
2a 2c
10 12
1a
5
5
5
5
5
5
5
1
ax c.f. pr. fir I
designed railway
track axis I
33 38 38 38 38 38 33
17 12 12 12 12 12 12 17
35
12.00
35

SECTIUNE A-A
A-A SECTION
sc. 1:50

Se interzice copierea, difuzarea, imprumutarea sau utilizarea in alte scopuri, fara permisiunea AREX Lider Company ca proprietar al desenului.
This drawing is forbidden to be copied, lent or used in other purposes than those previously approved by AREX Lider Company as its owner.

SECTIUNE C-C/C-C SECTION

sc. 1:20

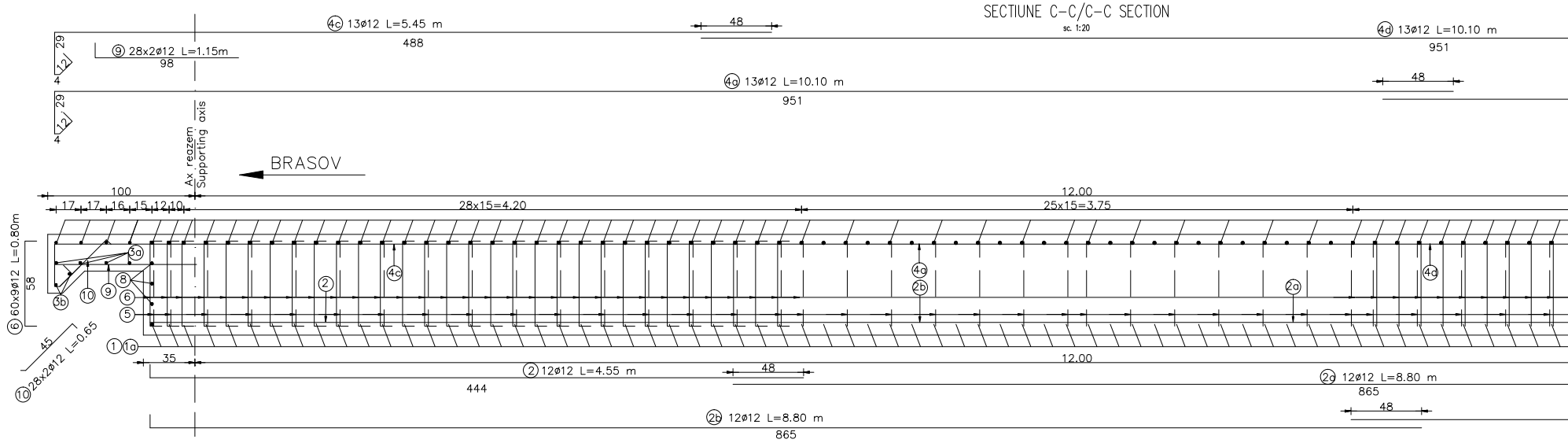

4c 13ø12 L=5.45 m
488
48
4d 13ø12 L=10.10 m
951
9 28x2ø12 L=1.15m
98
29
12
4
4a 13ø12 L=10.10 m
951
48
29
12
4
Ax reazem
Supporting axis
BRASOV
100
12.00
17 17 16 15 12 10
28x15=4.20
25x15=3.75
6 60x9ø12 L=0.80m
58
3a
3b
10
9
8
6
5
2
4c
4a
2b
2a
4d
1 1a
45
10 28x2ø12 L=0.65
35
12.00
2 12ø12 L=4.55 m
48
444
2a 12ø12 L=8.80 m
865
48
2b 12ø12 L=8.80 m
865

SECTIUNE D-D/D-D SECTION

sc. 1:20

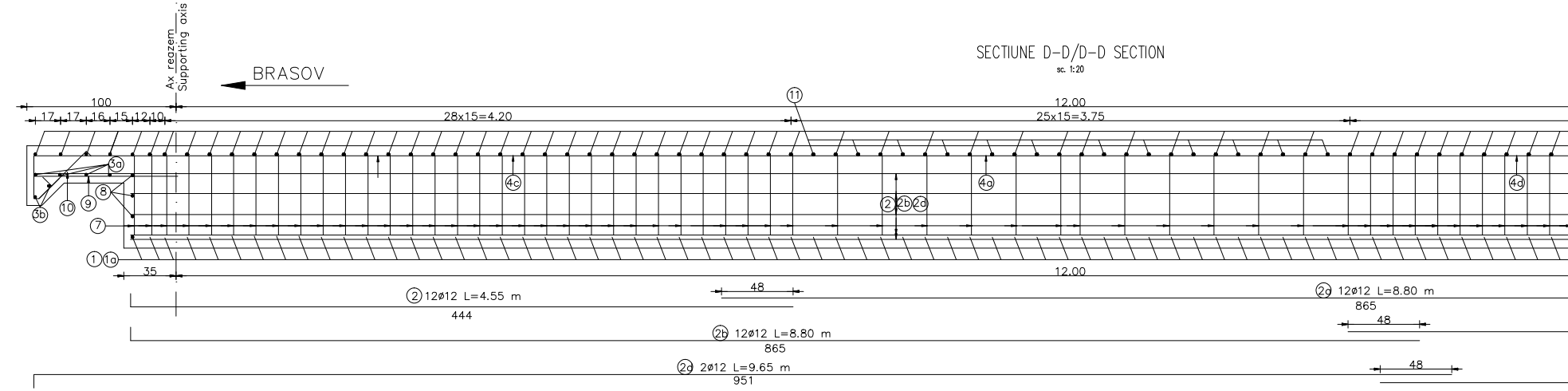

Ax reazem
Supporting axis
BRASOV
11
100
12.00
17 17 16 15 12 10
28x15=4.20
25x15=3.75
3a
3b
10
9
8
4c
2 2b 2d
4a
4d
7
1 1a
35
12.00
2 12ø12 L=4.55 m
48
444
2a 12ø12 L=8.80 m
865
48
2b 12ø12 L=8.80 m
865
2d 2ø12 L=9.65 m
951
48

VEDERE F-F/VIEW F-F

sc. 1:20

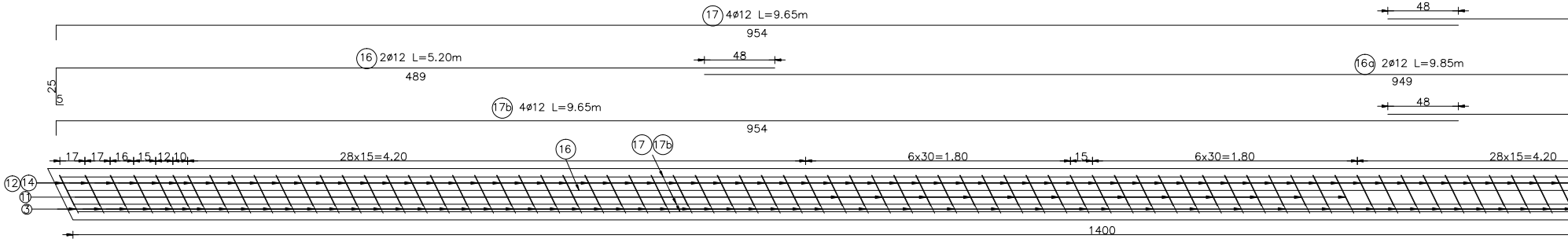

17 4ø12 L=9.65m
954
48
16 2ø12 L=5.20m
489
48
16a 2ø12 L=9.85m
949
25
5
17b 4ø12 L=9.65m
954
48
17 17 16 15 12 10
28x15=4.20
16
17 17b
6x30=1.80
15
6x30=1.80
28x15=4.20
12 14
11
3
1400

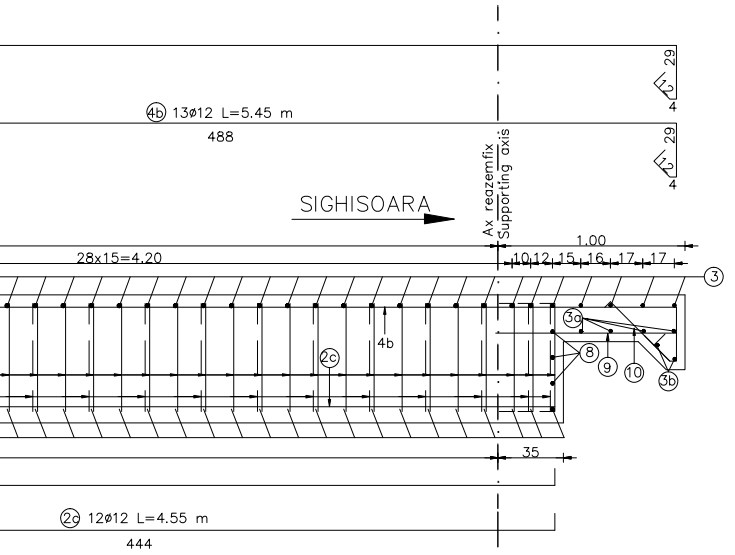
4b 13ø12 L=5.45 m
488
29
12
4
29
12
4
Ax reazem fix
Supporting axis
SIGHISOARA
28x15=4.20
1.00
10 12 15 16 17 17
3
3a
4b
2c
8
9
10
3b
35
2c 12ø12 L=4.55 m
444

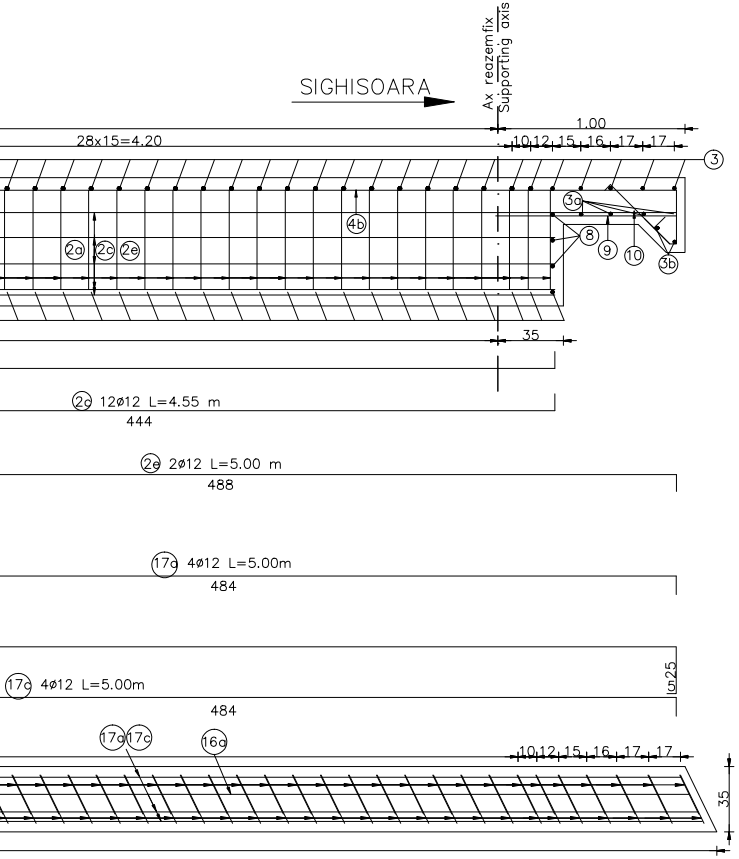
Ax reazem fix
Supporting axis
SIGHISOARA
28x15=4.20
1.00
10 12 15 16 17 17
3
3a
4b
2a 2c 2e
8
9
10
3b
35
2c 12ø12 L=4.55 m
444
2e 2ø12 L=5.00 m
488
17a 4ø12 L=5.00m
484
17c 4ø12 L=5.00m
484
25
17a 17c
16a
10 12 15 16 17 17
35

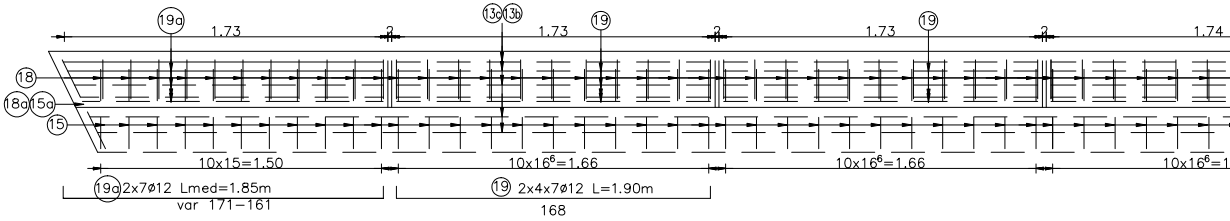
19a
1.73
2
13c 13b
1.73
19
2
1.73
19
2
1.74
18
18a 15a
15
10x15=1.50
10x16^{6}=1.66
10x16^{6}=1.66
19a 2x7ø12 Lmed=1.85m
var 171-161
19 2x4x7ø12 L=1.90m
168

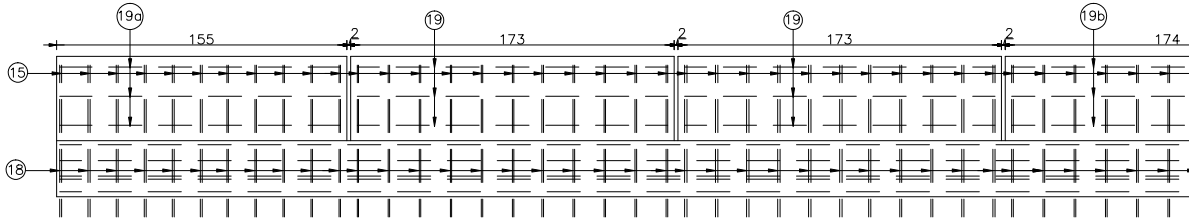
19a
155
2
19
173
2
19
173
2
19b
174
15
18

EXTRAS DE ARMATURA TABLIER
TABLE FOR REINFORCEMENTS FOR SINGLE RAIWAY

Marca	Diametru	Lung. / [m]	Nr. buc	S355 12	S345 16
1	16	4.70	42.00		197.40
1a	16	4.70	42.00		197.40
2	12	4.55	12.00	54.60	
2a	12	8.80	12.00	105.60	
2b	12	8.80	12.00	105.60	
2c	12	4.55	12.00	54.60	
2d	12	9.65	2.00	19.30	
2e	12	5.00	2.00	10.00	
3	12	8.20	82.00	672.40	
3a	12	7.05	8.00	56.40	
3b	12	4.35	4.00	17.40	
4a	12	10.10	13.00	131.30	
4b	12	5.45	13.00	70.85	
4c	12	5.45	13.00	70.85	
4d	12	10.10	13.00	131.30	
5	12	1.45	308.00	446.60	
6	12	0.80	540.00	432.00	
7	12	1.15	148.00	170.20	
8	12	4.35	6.00	26.10	
9	12	1.15	56.00	64.40	
10	12	0.65	56.00	36.40	
11	12	2.90	24.00	69.60	
12	12	1.75	188.00	329.00	
13	12	5.00	27.00	135.00	
13a	12	9.60	27.00	259.20	
13b	12	9.60	27.00	259.20	
13c	12	5.00	27.00	135.00	

EXTRAS DE ARMATURA TABLIER
TABLE FOR REINFORCEMENTS FOR SINGLE RAIWAY

Marca	Diametru	Lung. / [m]	Nr. buc	S355 12	S345 16
14	12	1.15	188	216.20	
15	12	1.95	184	358.80	
16	12	5.20	2	10.40	
16a	12	9.85	2	19.70	
17	12	9.65	4	38.60	
17a	12	5.00	4	20.00	
17b	12	9.65	4	38.60	
17c	12	5.00	4	20.00	
18	12	2.60	184	478.40	
19	12	1.90	56	106.40	
19a	12	1.85	14	25.90	
19b	12	1.90	28	53.20	
19c	12	1.85	14	25.90	
Lungimi totale pe diametre	(m)			5275	394.80
Masa pe metru liniar	(kg/ml)			0.888	1.578
Masa pe diametre	(Kg)			4684.20	622.9944
Masa pe tip de otel	(Kg)			4684.20	622.9944
Masa totala tablier	(Kg)			5307.19	
Spor	5%			265.36	
				TOTAL 5600 Kg	

TOTAL POD (1 TABLIER): 5600.00kg
(2 TABLIERE): 2x5600.00kg=11200.00kg

TOTAL BRIDGE (1 DECK): 5600.00kg
(2 DECKS): 2x5600.00kg=11200.00kg

VEDERE G-G/VIEW G-G
sc. 1:20

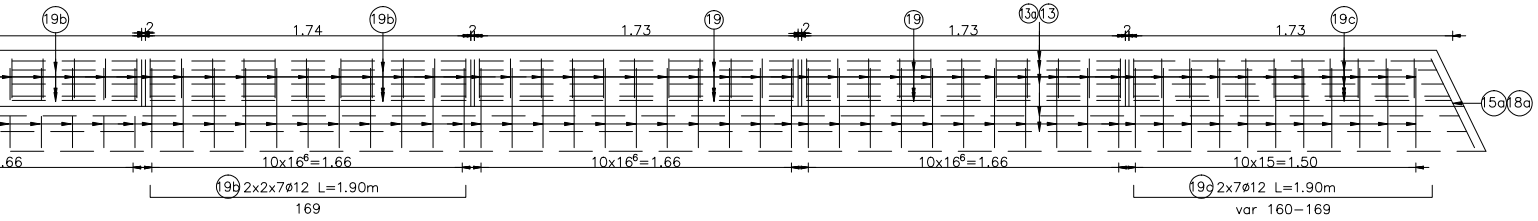
19b
19b
19
19
13a
13
19c
2
1.74
2
1.73
2
1.73
2
1.73
15a
18a
.66
10x16⁶=1.66
10x16⁶=1.66
10x16⁶=1.66
10x15=1.50
19b 2x2x7ø12 L=1.90m
169
19c 2x7ø12 L=1.90m
var 160–169

VEDERE H-H/VIEW H-H
sc. 1:20

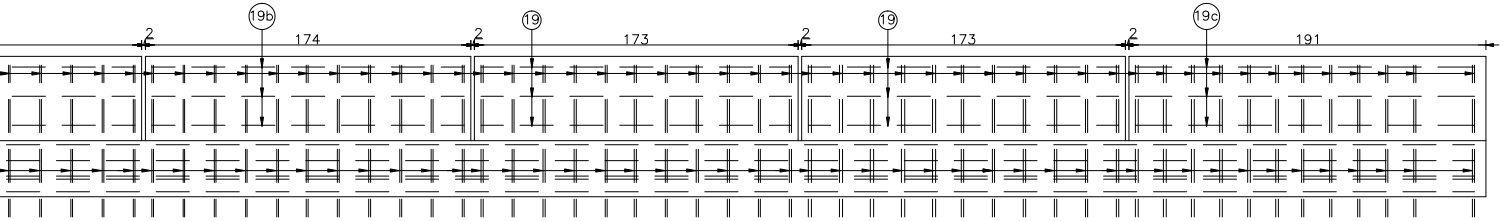
19b
19
19
19c
2
174
2
173
2
173
2
191

D					
C					
B					
A					
Indice Index	Data Date	Modificare Modification/Revision	Proiectant Designer	Aprobat Consultant Approved Consultant	Aprobat CFR Approved CFR

GUVERNUL ROMANIEI
ROMANIAN GOVERNMENT

PROIECT FINANŢAT DE UNIUNEA EURO
EUROPEAN UNION FINANCED P

CLIENT / CLIENT

C.N.C.F. "C.F.R." - S.A.

CONSULTANT / CONSULTANT

			Data Date	Semnătură Signature
Aprobat Approved	Şef proiect Project manager	R. Liuzza		——
Aprobat Approved	Coordonator Secţiune 1 Section 1 Coordinator	C. Gambelli		———
Verificat Checked	Expert Cheie Checking Expert	V. Kallidromitis		—

SUBCONTRACTANT / SUBCONTRACTOR

Aprobat Approved	Responsabil Subconsultant Subconsultant Responsible	A.Stanciu - Dinulescu	02.2012	——
Întocmit Elaborated	Proiectant Designer	Mihai Ady Nicolae	02.2012	

Reabilitarea liniei de cale ferata Braşov - Simeria, parte componentă a coridorului IV Pan European, pentru circulaţia trenurilor cu viteza maximă de 160 km/h,
Tronsonul : Braşov - Sighişoara
Rehabilitation of the railway line Braşov - Simeria, component Part of the IV Pan-European Corridor, for the trains circulation with maximum speed of 160 km/h,
Section : Braşov - Sighişoara

Proiect/Project
2004/RO/16/P/PA/003

Faza / Phase:
D.E. / E.D.

Denumire desen / Drawing Title :

POD Km.231+746.888 L=12.00m
ARMARE SUPRASTRUCTURA LINIA I,II
BRIDGE Km.231+746.888 L=12.00m
SUPERSTRUCTURE REINFORCEMENT RAILWAY I,II

Codificare / Codification System	Scara / Scale 1:20	LOT / LOT	Nr. / No 01 / 01

EA51 01 E 12 BC PV 02 2 3 013 0

420x2625