SECTIUNE TRANSVERSALA B-B
B-B CROSS SECTION

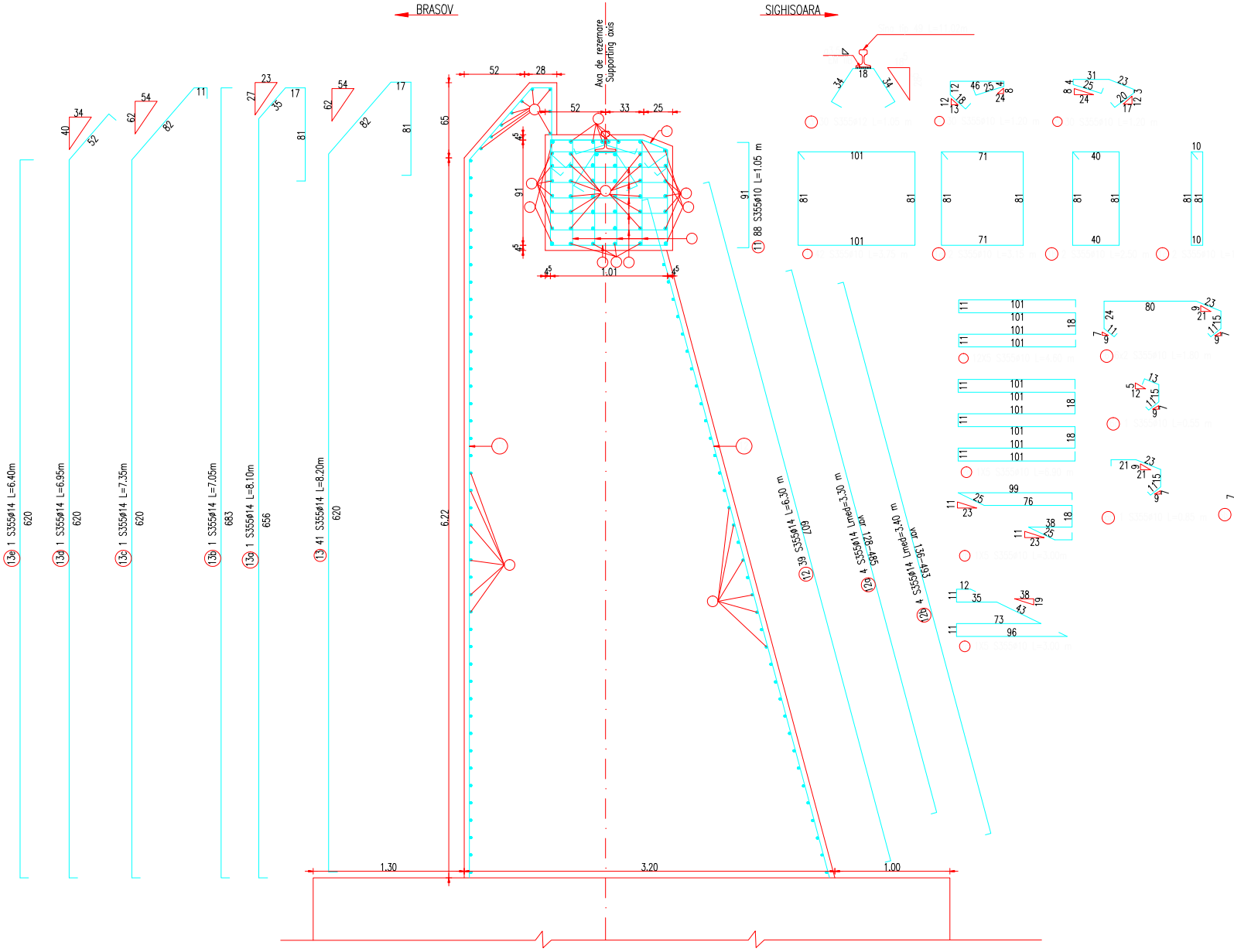
BRASOV
SIGHISOARA
Axa de rezemare
Supporting axis
52
28
52
33
25
65
91
1.01
6.22
1.30
3.20
1.00
13e 1 S355ø14 L=6.40m
620
13d 1 S355ø14 L=6.95m
620
13c 1 S355ø14 L=7.35m
620
13b 1 S355ø14 L=7.05m
683
13a 1 S355ø14 L=8.10m
656
13 41 S355ø14 L=8.20m
620
12 39 S355ø14 L=6.30 m
607
12a 4 S355ø14 Lmed=3.30 m
var. 128-485
12b 4 S355ø14 Lmed=3.40 m
var. 136-493
11 88 S355ø10 L=1.05 m
91
101
81
71
40
10
80
99
76
96
73

VEDERE A-A / A-A VIEW

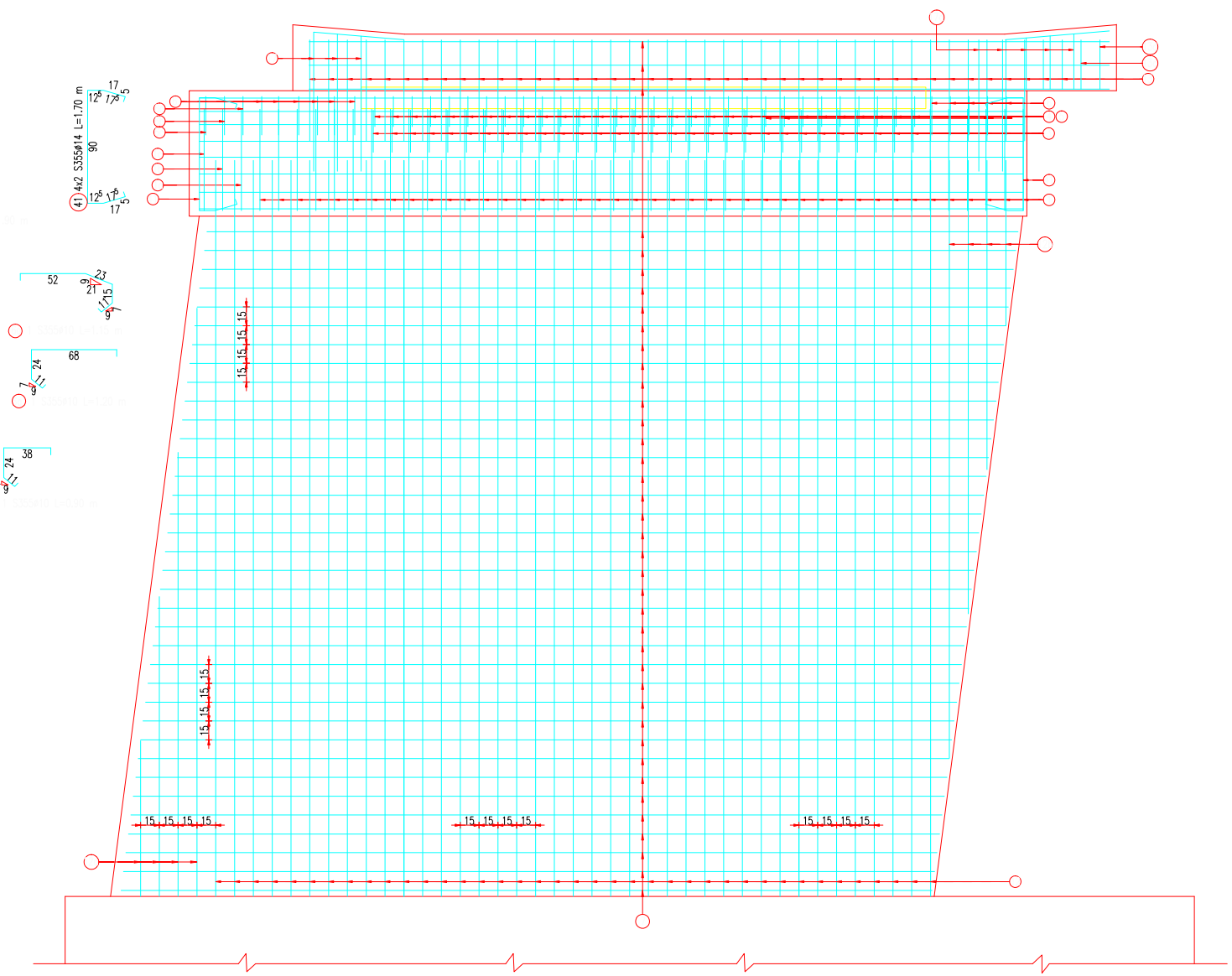
41
4x2 S355ø14 L=1.70 m
17
12⁵
17⁵
5
90
12⁵
17⁵
5
17
52
23
9
21
15
17
9
68
24
7
11
9
38
24
11
9
15 15 15 15
15 15 15 15
15 15 15 15
15 15 15 15
15 15 15 15

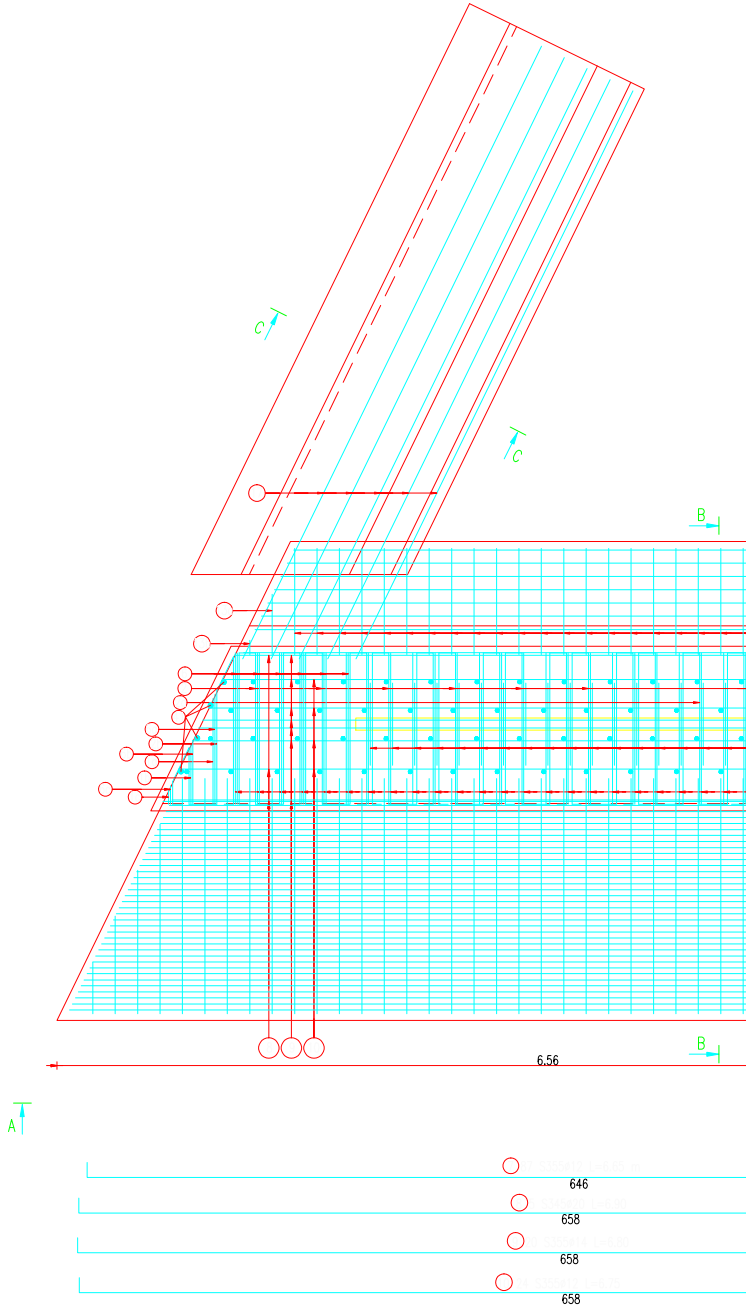
C
C
B
B
6.56
A
646
658
658
658

VEDERE IN PLAN / PLAN VIEW

VEDERE D-D / D-D VIEW

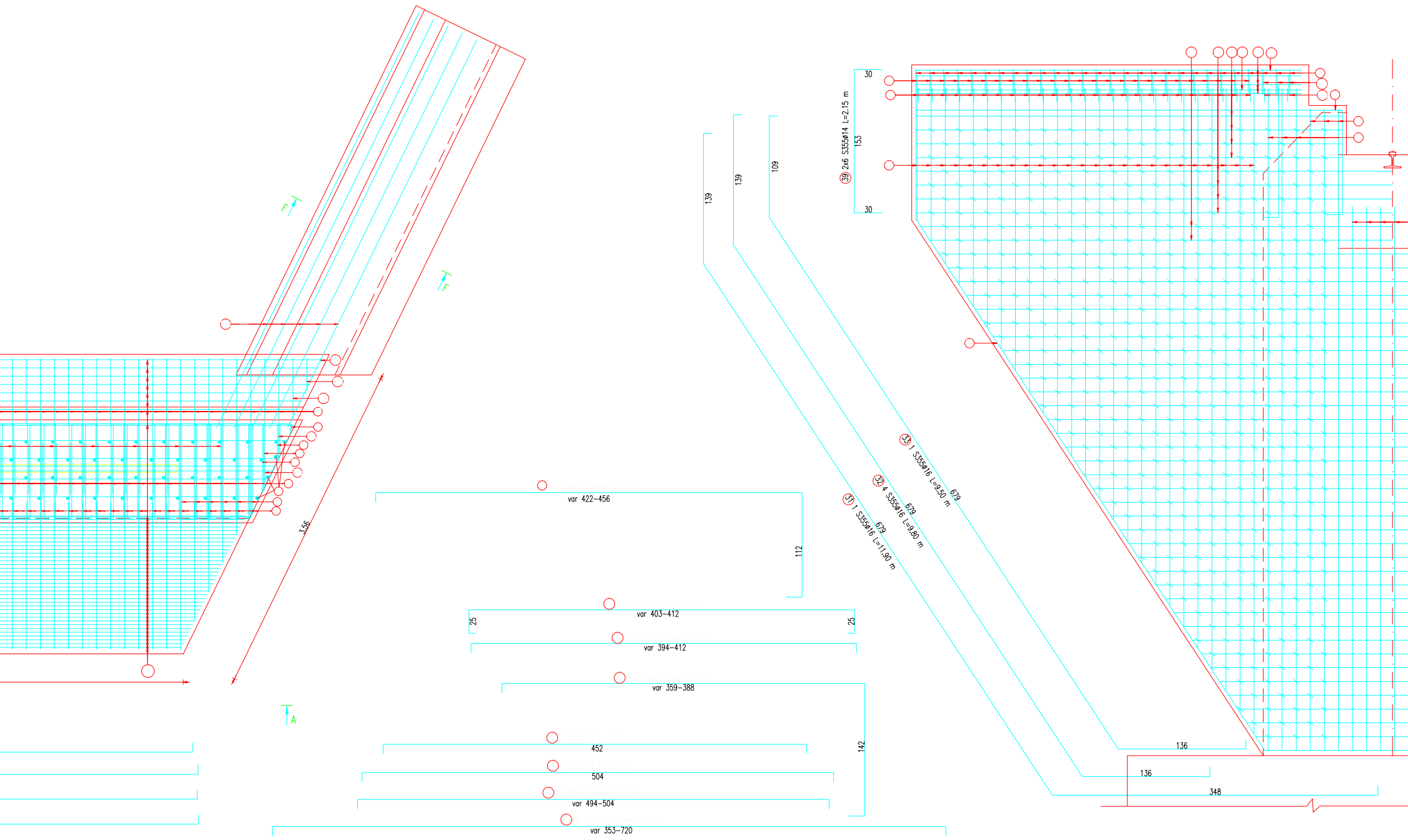
F
F
3.56
A
var 422-456
112
var 403-412
25
25
var 394-412
var 359-388
142
452
504
var 494-504
var 353-720
139
139
109
30
153
30
(39) 2x6 S355ø14 L=2.15 m
(33) 1 S355ø16 L=9.50 m
679
(32) 4 S355ø16 L=9.80 m
679
(31) 1 S355ø16 L=11.90 m
679
136
136
348

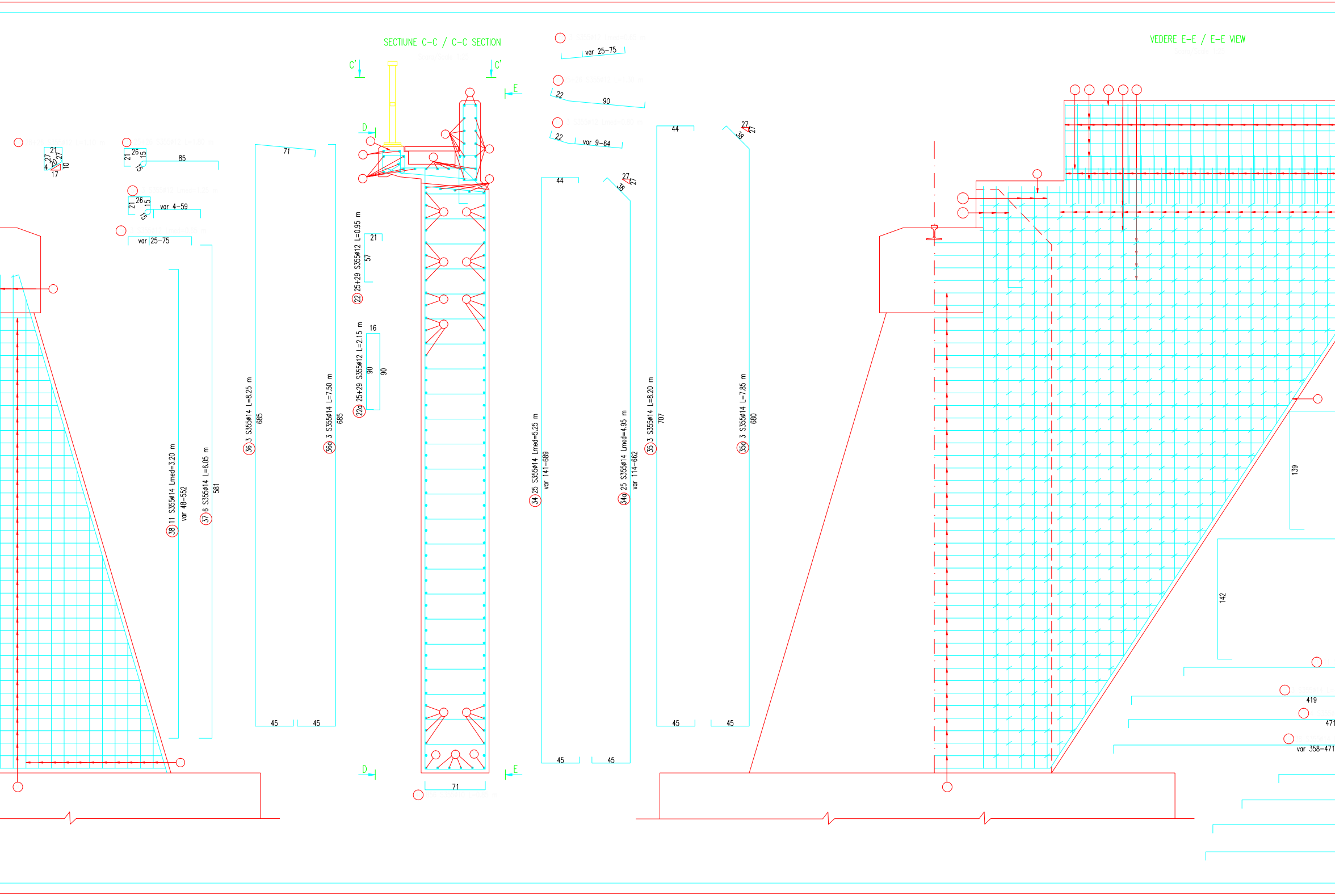
SECTIUNE C-C / C-C SECTION
Scara/Scale 1:25
C'
C'
D
D
E
E
VEDERE E-E / E-E VIEW
28+26 S355ø12 L=1.10 m
21
27
20
27
4
10
17
25+26 S355ø12 L=1.80 m
21
26
15
15
85
3 S355ø12 Lmed=1.25 m
21
26
15
15
var 4-59
3 S355ø12 Lmed=0.65 m
var 25-75
38 11 S355ø14 Lmed=3.20 m
var 48-552
37 6 S355ø14 L=6.05 m
581
71
36 3 S355ø14 L=8.25 m
685
45
45
36a 3 S355ø14 L=7.50 m
685
22 25+29 S355ø12 L=0.95 m
21
57
22a 25+29 S355ø12 L=2.15 m
16
90
90
71
3 S355ø12 Lmed=0.65 m
var 25-75
25+26 S355ø12 L=1.30 m
22
90
3 S355ø12 Lmed=0.80 m
22
var 9-64
44
27
27
38
34 25 S355ø14 Lmed=5.25 m
var 141-689
45
45
34a 25 S355ø14 Lmed=4.95 m
var 114-662
44
27
27
38
35 3 S355ø14 L=8.20 m
707
45
45
35a 3 S355ø14 L=7.85 m
680
139
142
419
471
var 358-471

VEDERE G-G / G-G VIEW

Scara/Scale 1:25

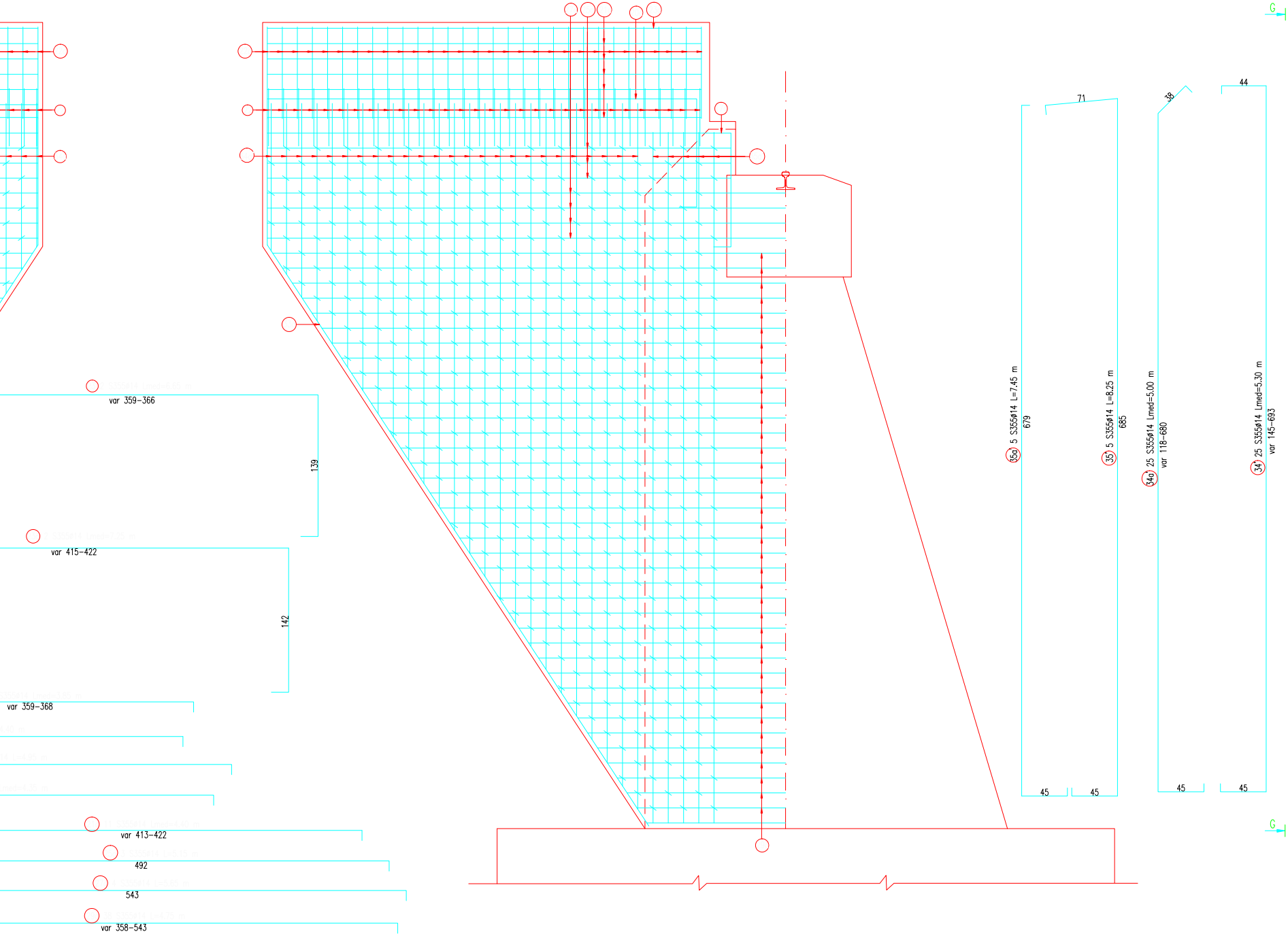
G
G
71
38
44
35a 5 S355ø14 L=7.45 m
679
35 5 S355ø14 L=8.25 m
685
34a 25 S355ø14 Lmed=5.00 m
var 118-680
34 25 S355ø14 Lmed=5.30 m
var 145-693
45
45
45
45
2 S355ø14 Lmed=6.65 m
var 359-366
139
2 S355ø14 Lmed=7.25 m
var 415-422
142
S355ø14 Lmed=3.85 m
var 359-368
4.40 m
14 L=4.95 m
Lmed=4.35 m
11 S355ø14 Lmed=4.40 m
var 413-422
3 S355ø14 L=5.15 m
492
4 S355ø14 L=5.65 m
543
38 S355ø14 L=4.75 m
var 358-543

SECTIUNE F-F / F-F SECTION

Scara/Scale 1:25

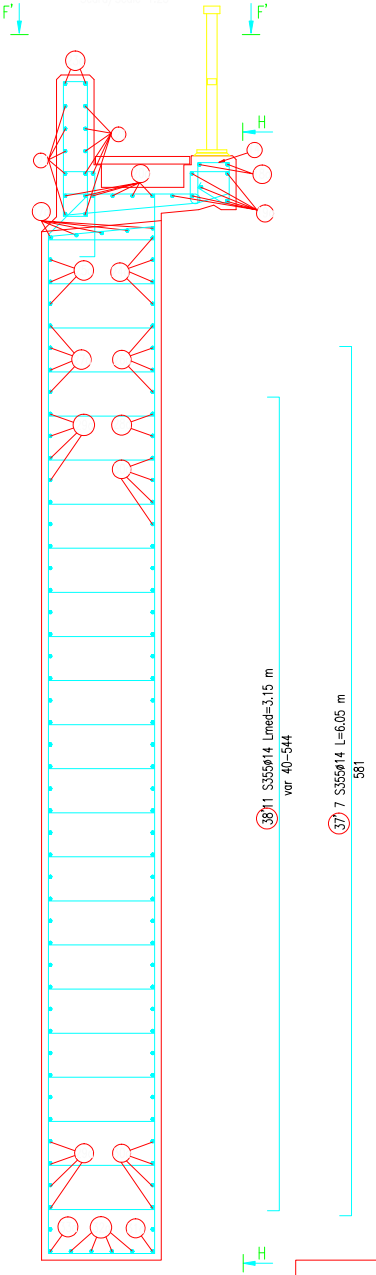
F'
F'
H
38' 11 S355Ø14 Lmed=3.15 m
var 40–544
37' 7 S355Ø14 L=6.05 m
581
H

VEDERE H-H / H-H VIEW

Scara/Scale 1:25

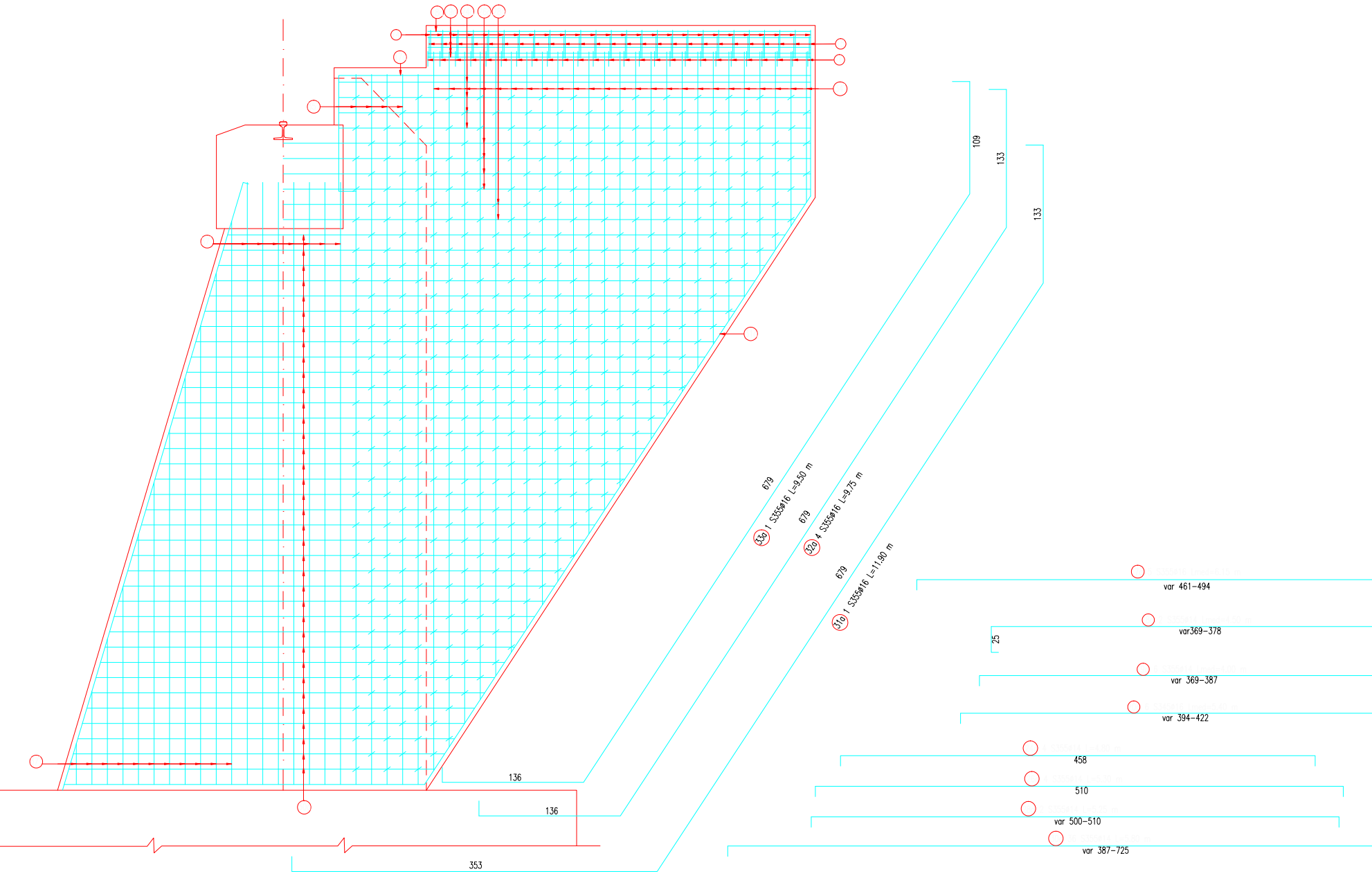
109
133
133
679
33a 1 S355Ø16 L=9.50 m
679
32a 4 S355Ø16 L=9.75 m
679
31a 1 S355Ø16 L=11.90 m
5 S355Ø16 Lmed=6.15 m
var 461–494
2 S355Ø14 Lmed=4.50 m
var369–378
25
6 S355Ø14 Lmed=4.00 m
var 369–387
16 S345Ø16 Lmed=5.40 m
var 394–422
4 S355Ø14 L=4.80 m
458
4 S355Ø14 L=5.30 m
510
2 S355Ø14 L=5.25 m
var 500–510
36 S355Ø14 L=5.80 m
var 387–725
136
136
353

VEDERE C'-C' / C'-C' VIEW

Scara/Scale 1:25

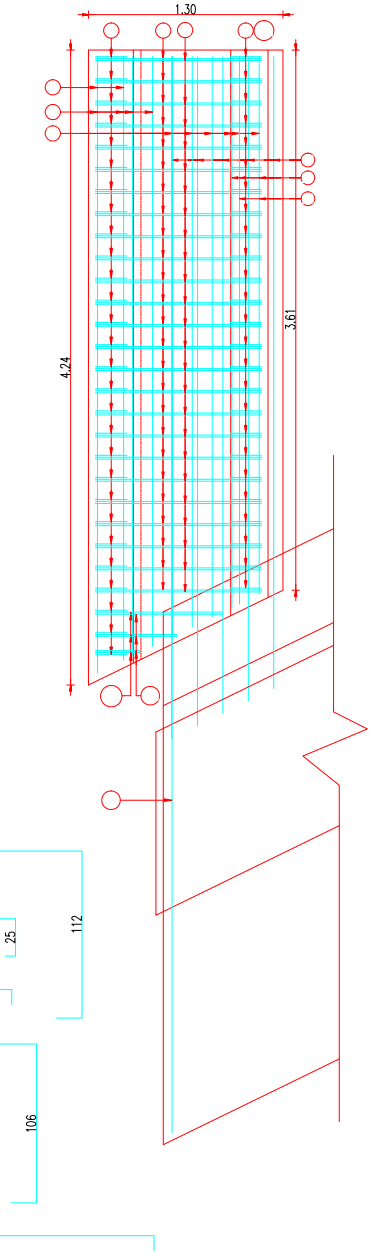
1.30
4,24
3,61
112
25
106

VEDERE F'-F' / F'-F' VIEW

Scara/Scale 1:25

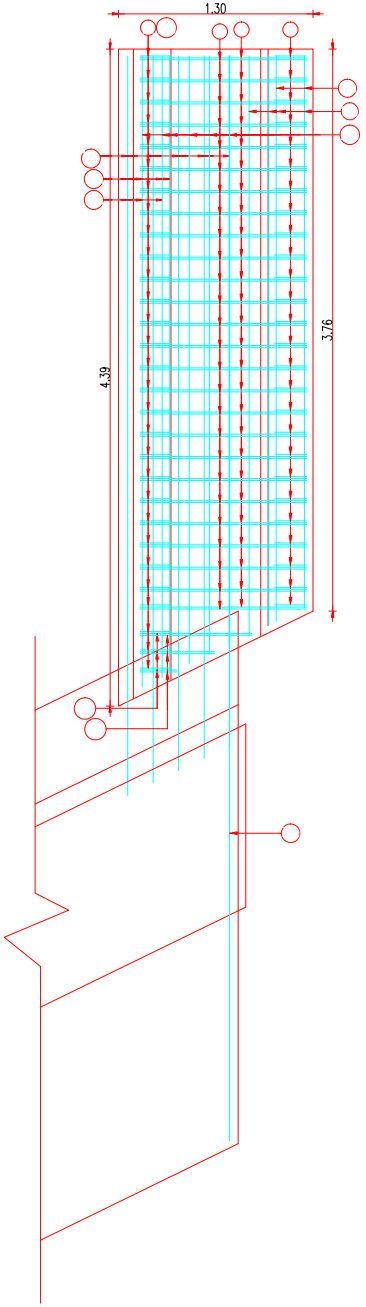

EXTRAS DE ARMATURA PENTRU O CULEE
REINFORCEMENT FOR ONE ABUTMENT

Marca	Diametru	Lung./buc.[m]	Nr.buc.	S355			S345	
				Φ10	Φ12	Φ14	Φ16	Φ20
1	10	3,75	42	157,50				
1a	10	3,15	2	6,30				
1b	10	2,50	2	5,00				
1c	10	1,90	2	3,80				
2	10	4,60	60	276,00				
2a	10	6,90	5	34,50				
2b	10	3,00	5	15,00				
2c	10	3,00	5	15,00				
3	12	1.05	30		31.50			
4	10	1,20	30	36,00				
5	10	1,20	30	36,00				
6	10	1,80	12	21,60				
6a	10	1,15	1	1,15				
6a'	10	1,20	1	1,20				
6b	10	0,85	1	0,85				
6b'	10	0,90	1	0,90				
6c	10	0,55	1	0,55				
7	12	6,65	87		578,55			
8	20	6,90	5					34,50
9	14	6,80	20			136,00		
10	12	6,75	24		162,00			
11	10	1,05	88	92,40				
12	14	6,30	39			245,70		
12a	14	3,30	4			13,20		
12b	14	3,40	4			13,60		
13	14	8,20	41			336,20		
13a	14	8,10	1			8,10		
13b	14	7,05	1			7,05		
13c	14	7,35	1			7,35		
13d	14	6,95	1			6,95		
13e	14	6,40	1			6,40		
14	12	1,10	54		59,40			
15	12	1,80	51		91,80			
15a	12	1,25	3		3,75			
15b	12	0,65	3		1,95			
16	12	1,30	51		66,30			
16a	12	0,80	3		2,40			
16b	12	0,65	3		1,95			
17	16	5,75	5				28,75	
17a	16	6,15	5				30,75	
18	16	4,80	2				9,60	
18a	16	4,50	2				9,00	
19	14	4,25	6			25,50		
19a	14	4,00	6			24,00		
20	16	5,40	6				32,40	
20a	16	5,40	6				32,40	
21	14	3,85	11			42,35		
21a	14	4,40	11			48,40		
22	12	0,95	54		51,30			
22a	12	2,15	54		116,10			
23	14	6,65	2			13,30		
23a	14	7,25	2			14,50		
24	14	4,75	4			19,00		
24a	14	4,80	4			19,20		
25	14	4,40	3			13,20		
25a	14	5,15	3			15,45		
26	14	5,25	4			21,00		
26a	14	5,30	4			21,20		
27	14	4,95	4			19,80		
27a	14	5,65	4			22,60		
28	14	5,20	2			10,40		
28a	14	5,25	2			10,50		
29	14	4,35	38			165,30		
29a	14	4,75	38			180,50		
30	14	5,60	36			201,60		
30a	14	5,80	36			208,80		
31	16	11,90	1				11,90	
31a	16	11,90	1				11,90	
32	16	9,80	4				39,20	
32a	16	9,75	4				39,00	
33	16	9,50	1				9,50	
33a	16	9,50	1				9,50	
34	14	5,25	25			131,25		
34a	14	4,95	25			123,75		
34'	14	5,30	25			132,50		
34a'	14	5,00	25			125,00		
35	14	8,20	3			24,60		
35a	14	7,85	3			23,55		
35'	14	8,25	5			41,25		
35a'	14	7,45	5			37,25		
36	14	8,25	3			24,75		
36a	14	7,50	3			22,50		
37	14	6,05	6			36,30		
37'	14	6,05	7			42,35		
38	14	3,20	11			35,20		
38'	14	3,15	11			34,65		
39	14	2,15	12			25,80		
40	10	0,85	864	734,40				
41	14	1,70	8			13,60		
Lungimi totale pe diametre			(m)	1438,15	1167,00	2736,95	278,40	34,50
Masa pe metru liniar			(kg/ml)	0,617	0,888	1,208	1,578	1,578
Masa pe diametre			(kg)	886,67	1036,08	3307,37	439,41	54,45
Masa pe tip otel			(kg)	5231,00			494,00	
Masa totala culee			(kg)	5725,00				
Pierderi 5%			(kg)	286,25				
Masa totala culee			(kg)	6050,00				

TOTAL POD (4 CULEI): 4 x 6050.00kg=24200.00kg
TOTAL BRIDGE (4 ABUTMENTS): 4 x 6050.00kg=24200.00kg

DALE PREFABRICATE DIN BETON ARMATE CU S.T.N.B.
CONCRETE PREFAB SLABS REINFORCED WITH S.T.N.B.

Scara/Scale 1:10
TIP 1/TYPE 1
(14 buc. pentru trotuar/14 piece for sidewalk)

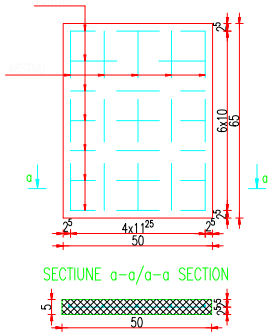
ø6STNB
ø6STNB
a
a
2^5
6x10
65
2^5
2^5
4x11^25
2^5
50
SECTIUNE a-a/a-a SECTION
5
2^5
2^5
50

Se interzice copierea, difuzarea, imprumutarea sau utilizarea in alte scopuri, fara permisiunea AREX Lider Company ca proprietar al desenului.
This drawing is forbidden to be copied, lent or used in other purposes than those previously approved by AREX Lider Company as its owner.

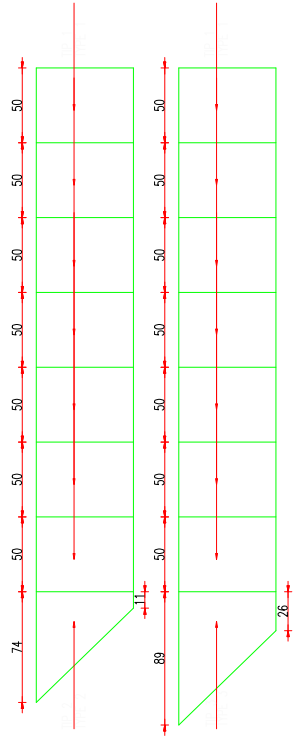
50
50
50
50
50
50
50
74
11
50
50
50
50
50
50
50
89
26

EXTRAS DE ARMATURA STNB PENTRU O CULEE
TABLE FOR REINFORCEMENTS STNB FOR SINGLE ABUTMENT

TIP/TYPE	TIP ARMATURA TYPE REINFOCEMENT	Nr. BUC. No. PIECE	kg/m	m/buc. m/piece	kg
TIP 1 TYPE 1	STNB 6 G.O.283	14	0.222	6.15	20,00
TIP 2 TYPE 2	STNB 6 G.O.283	1	0.222	8.80	2,00
TIP 3 TYPE 3	STNB 6 G.O.283	1	0.222	10.00	2.50
				TOTAL	25.00kg

TOTAL POD (4 CULEI): 4 x 25kg = 100kg
TOTAL BRIDGE (4 ABUTMENTS): 4 x 25kg = 100kg

ton: ncrete:	– C30/37 suprastructura/superstructure
ul grinzilor: ams type:	– grinzi metalice sudate/steel welded girders
el pentru grinzi: eel for the beams:	– (OL 37-EP) $S275J_3G_3$ (EN 10025/2004)
matura: inforcement:	– S355;S345
at de acoperire: ncrete cover	– min. 4cm expunere in aer/air exposed

D					
C					
B					
A					
Indice Index	Data Date	Modificare Modification/Revision	Proiectant Designer	Aprobat Consultant Approved Consultant	Aprobat CFR Approved CFR

GUVERNUL ROMANIEI
ROMANIAN GOVERNMENT

PROIECT FINANȚAT DE UNIUNEA EUROPEANĂ
EUROPEAN UNION FINANCED PROJECT

CLIENT / CLIENT

C.N.C.F. "C.F.R." - S.A.

ITALFERR
GRUPPO FERROVIE DELLO STATO
Joint Venture leader

Scott Wilson

OBERMEYER
PLANEN + BERATEN GmbH

TECNIC
Consulting Engineers

CONSULTANT / CONSULTANT			Data Date	Semnătură Signature
Aprobat Approved	Șef proiect Project manager	R. Liuzza		
Aprobat Approved	Coordonator Secțiune 1 Section 1 Coordinator	C. Gambelli		
Verificat Checked	Expert Cheie Checking Expert	V. Kallidromitis		VK

SUBCONTRACTANT / SUBCONTRACTOR

AREX COMPANY

Aprobat Approved	Responsabil Subconsultant Subconsultant Responsible	A.Stanciu - Dinulescu	02.2012	
Întocmit Elaborated	Proiectant Designer	Totan Ciprian	02.2012	

Reabilitarea liniei de cale ferata Brașov - Simeria, parte componentă a coridorului IV Pan European, pentru circulația trenurilor cu viteza maximă de 160 km/h,
Tronsonul : Brașov - Sighișoara
Rehabilitation of the railway line Brașov - Simeria, component Part of the IV Pan-European Corridor, for the trains circulation with maximum speed of 160 km/h,
Section : Brașov - Sighișoara

Proiect/Project
2004/RO/16/P/PA/003

Faza / Phase:
D.E. / E.D.

Denumire desen / Drawing Title :
INTERVAL/SECTION RACOS-CATA
POD Km 231+746.888 D=12.00m/PLAN ARMARE ELEVATII CULEI
BRIDGE Km 231+746.888 D=12.00m/ABUTMENTS ELEVATIONS
REINFORCEMENT PLAN

Codificare / Codification System	Scara / Scale 1:25	LOT / LOT	Nr. / No 01 / 01

E A 5 1	0 1	E	1 2	B C	P V	0 2	2	2	0 1 0	0