VEDERE LONGITUDINALA

SC 1:50

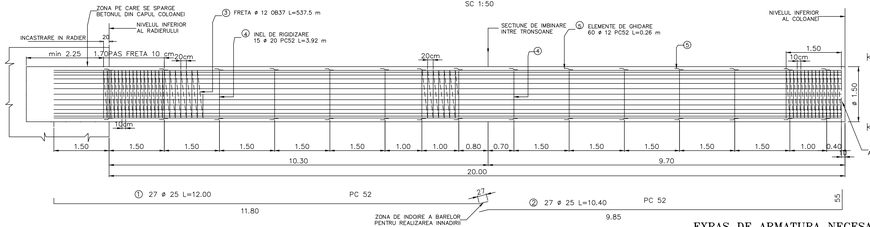

VEDERE B–B

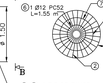

SECTIUNE TRANSVERSALA A–A

SC 1:20

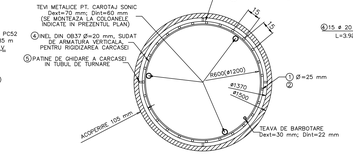

INEL DE RIGIDIZARE

SC. 1:20

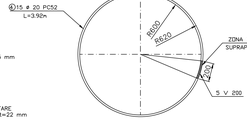

DETALIU DE DOP PENTRU TUBUL DE BETONARE

SC 1:10

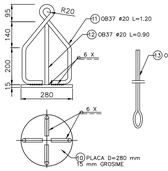

NOTA

1. Prezentul plan a fost intocmit in conformitate cu prevederile SR EN 1536:2011 "Executia lucrarilor geotehnice speciale. Piloti forati".
2. S–a avut in vedere planul de cofraj EA5101E12BBPV02320031, EA5101E12BBPV02320051.
3. La executie se vor respecta cu strictele prevederile din caietul de sarcini si se vor intocmi fisele de forare si betonare.
4. La executie se vor respecta cu strictele prevederile din "Normativ pentru producerea betonului si executarea lucrarilor din beton, beton armat si beton precomprimat. Partea 1: Producerea betonului", indicativ NE 012/1–2007 si "Normativ pentru producerea betonului si executarea lucrarilor din beton, beton armat si beton precomprimat. Partea 2: Executarea lucrarilor din beton", indicativ NE 012/2–2010, iar verificarea calitatii lucrarilor si receptionarea lor se va face conform normativului C56–1985.
5. Dupa executarea sapaturii pentru prima coloana se va chema proiectantul geotehnician pentru confirmarea naturii terenului intalnit in stratul strabatut de coloane pana la cota de fundare a acestora.

NOTE:

1. This drawing was prepared according to the provisions SR EN 1536:2011 "Special geotechnical works. Drilled piles".
2. The shuttering plan EA5101E12BBPV02320031, EA5101E12BBPV02320051 was taken into consideration.
3. During the works, the provisions in the Technical Specifications will be strictly observed and the drilling and concreting sheets will be prepared accordingly.
4. During the works, the provisions of the following norms will be strictly observed: Norm for concrete manufacturing and concrete, reinforced concrete and pre–stressed concrete works. Part 1: Concrete manufacturing", indicative NE 012/1–2007 and "Norm for concrete manufacturing and concrete, reinforced concrete and pre–stressed concrete works. Part 2: Concrete works", indicative NE 012/2–2010; the work quality control and acceptance will comply with norm C56–1985.
5. After the excavations for the first column, the geotechnician designer will be called to confirm the nature of the ground encountered in the layer crossed through by the columns up to the foundation level.

DETALII DE INNADIRE A BARELOR LONGITUDINALE

(CONFORM NORMATIV C28/83)

Sc. 1:5

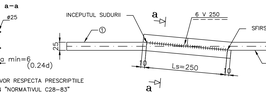

Pozarea barelor longitudinale in zona de innadire

Sc. 1:20

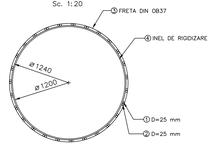

EXRAS DE ARMATURA NECESARA PENTRU ARMAREA UNEI COLOANE ø1.50, L= 20.00 m

MARCA	DIAM.	NR.BUC.	LUNG.PE BUC	LUNGIMI PE DIAMETRE			
				OB 37	PC 52		
				S255	S355	S345	
				ø12	ø12	ø20	ø25
1	25	27	12.00				324.00
2	25	27	10.40				280.80
3	12	1	537.50	537.50			
4	20	15	3.92			58.80	
5	12	60	0.26		15.60		
6	12	1	1.55		1.6		
7	12	1	2.85		2.9		
LUNGIMI TOTALE(m)				537.50	20.10	58.80	604.80
GREUTATE PE ml(kg/m)				0.888	0.888	2.466	3.853
GREUTATE PE DIAM.(kg)				477.30	17.90	145.00	2330.30
GREUTATE TOTALA(kg)				2970.50			
Sudura 2%(kg)				59.40			
Pierderi 5%(kg)				148.50			
GREUTATE TOTALA(kg)				3200.00			

TOTAL : 168buc. x 3200.00 kg = 537600kg

DETALII ELEMENTE DE GHIDARE

SC. 1:5

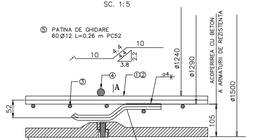

ELEMENTELE DE GHIDARE (PATINE) SE VOR FIXA, PRIN SUDURA, DE ARMATURA LONGITUDINALA A COLOANEI, IN DREPTUL INELELOR DE RIGIDIZARE

DETALIU DE INTRERUPERE A FRETEI IN DREPTUL INELULUI DE RIGIDIZARE

SC 1:10

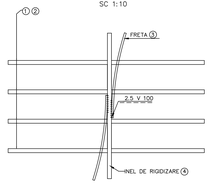

MATERIAL METALIC PENTRU UN DOP LA TUBUL DE BETONARE

MARCA	NR. BUC.	DIMENSIUNI	GREUTATE (Kg)
10	1	PLACA D=280 mm, GROS. 15 mm	7.30
11	1	OB 37 ø20 L=1.20 m	3.00
12	1	OB 37 ø20 L=0.90 m	2.20
13	1	OB 37 ø10 L=60.00 m	37.00
		GREUTATE TOTALA OL37	7.30
		OB37	42.20
		SUDURA	0.40

BETON	C25/30
CONCRETA	
ARMATURA	S255, S235
ARMAREA DE BAZA	
ACOPERIRE	10.5cm
COVERING	

Se interzice copierea, difuzarea, imprumutarea sau utilizarea in alte scopuri, fara permisiunea Arex Lider Company ca proprietar al desenului. This drawing is forbidden to be copied, lent or used in other purposes than those previously approved by Arex Lider Company as its owner.

Indice / Index	Data / Date	Modificare / Modification/Revision	Proiectant / Designer	Aprobat Consultant / Approved Consultant	Aprobat CFR / Approved CFR
D					
C					
B					
A					

GUVERNUL ROMANIEI
ROMANIAN GOVERNMENT

PROIECT FINANTAT DE UNIUNEA EUROPEANA
EUROPEAN UNION FINANCED PROJECT

C.N.C.F. "C.F.R." - S.A.

CLIENT / CLIENT

ITALFERR GRUPPO FERROVIE DELLO STATO Semn' Ventsur Aleator

OBERMEYER ILANEN • BERATEN GmbH

TECNIC Consulting Engineers

CONSULTANT / CONSULTANT

			Data / Date	Semnatura / Signature
Aprobat / Approved	Sef proiect / Project manager	R. Liuzza		
Aprobat / Approved	Coordonator Sectiune 1 / Section 1 Coordinator	C. Gambelli		
Verificat / Checked	Expert Check / Checking Expert	V. Kalliloromitis		

SUBCONTRACTANT / SUBCONTRACTOR

Arex

Aprobat / Approved	Responsabil Subconsultant / Subconsultant Responsible	A.Stanciu - Dinulescu	02.2012	
Intocmit / Elaborated	Proiectant / Designer	Maria Campan	02.2012	

Reabilitarea liniei de cale ferata Brasov - Simeria, parte componenta a coridorului IV Pan European, pentru circulatia trenurilor cu viteza maximă de 160 km/h,
Tronsonul : Brasov - Sighisoara
Rehabilitation of the railway line Brasov - Simeria, component Part of the IV Pan-European Corridor, for the trains circulation with maximum speed of 160 km/h,
Section : Brasov - Sighisoara

Proiect/Project 2004/RO/16/P/PA/003

Faza / Phase: P.Th. / T.D. D.E. / E.D.

Denumire desen / Drawing Title : INTERVAL / SECTION RACOS-CATA
Viaduct Km 232+366,738
Plan armare coloana L=20.00m
Column reinforcement plane

Codificare / Codification System																	Scara / Scale 1:50	LOT / LOT	Nr. / No 01 / 01
E	A	5	1	0	1	E	1	2	B	C	P	V	0	2	3	2	0	1	6	0

297x1400