SECTIUNE C-C

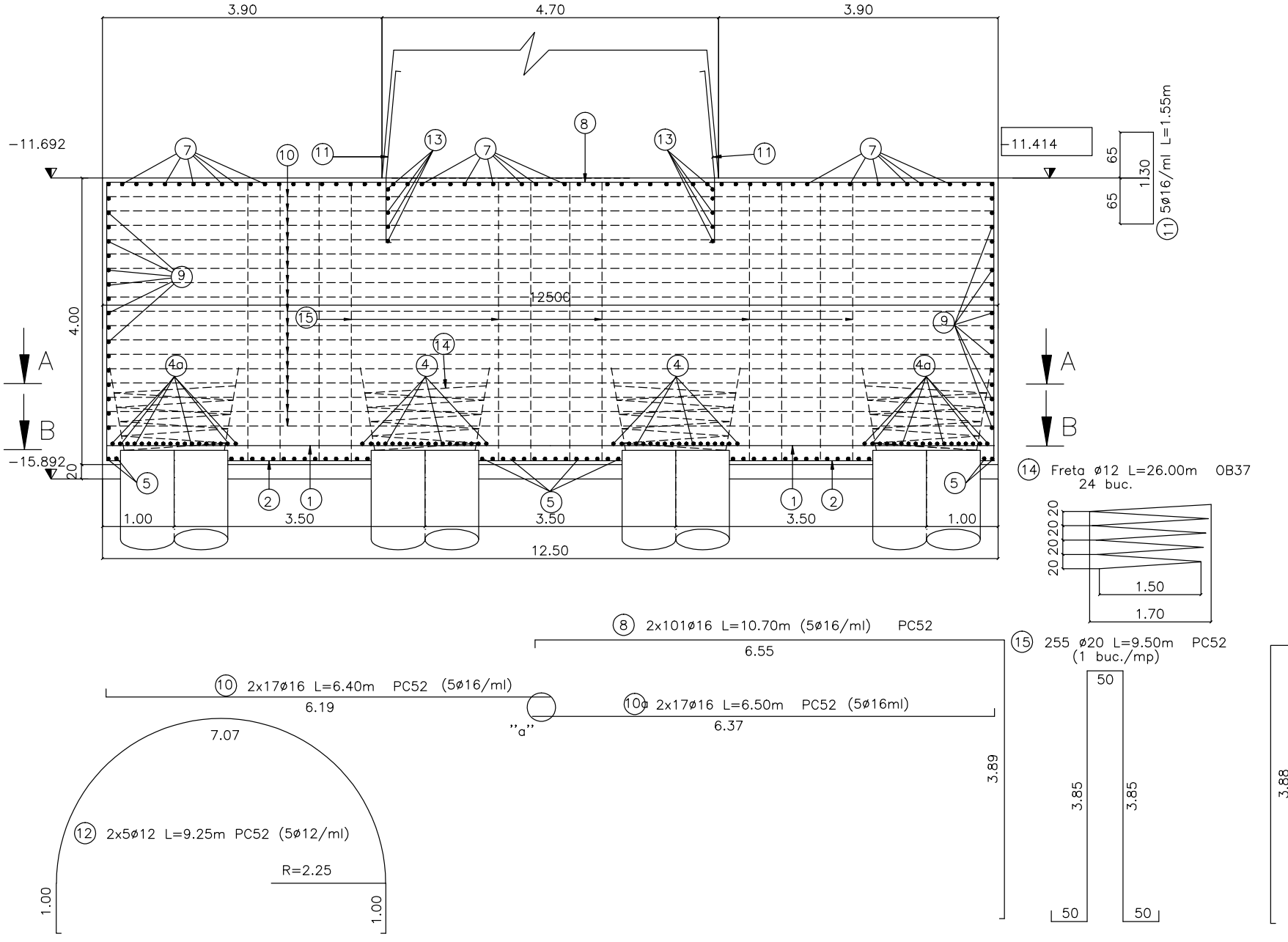
3.90
4.70
3.90
-11.692
-11.414
-15.892
20
4.00
12500
1
2
4
4a
5
7
8
9
10
11
13
14
15
A
B
1.00
3.50
3.50
3.50
1.00
12.50
65
130
65
⑪ 5ø16/ml L=1.55m
⑭ Freta ø12 L=26.00m OB37
24 buc.
20 20 20 20 20
1.50
1.70
⑧ 2x101ø16 L=10.70m (5ø16/ml) PC52
6.55
3.89
⑩ 2x17ø16 L=6.40m PC52 (5ø16/ml)
6.19
"a"
10a 2x17ø16 L=6.50m PC52 (5ø16ml)
6.37
⑮ 255 ø20 L=9.50m PC52
(1 buc./mp)
50
3.85
3.85
50
50
3.88
7.07
⑫ 2x5ø12 L=9.25m PC52 (5ø12/ml)
R=2.25
1.00
1.00

SECTIUNE D-D

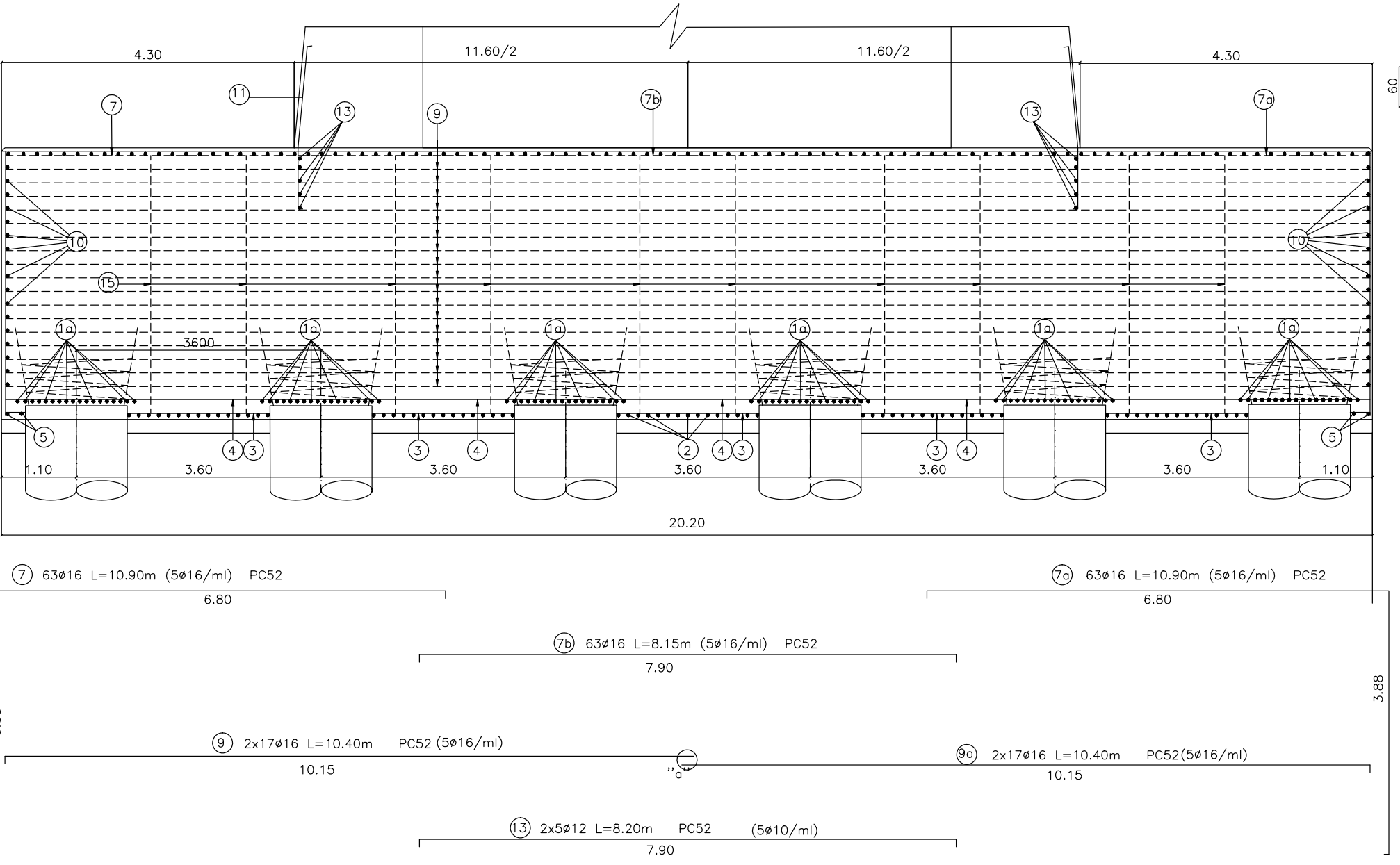
4.30
11.60/2
11.60/2
4.30
60
⑪
⑦
⑬
⑨
7b
⑬
7a
⑩
⑩
⑮
1a
1a
1a
1a
1a
1a
3600
⑤
④ ③
③
④
②
④ ③
③
④
③
⑤
1.10
3.60
3.60
3.60
3.60
3.60
1.10
20.20
⑦ 63ø16 L=10.90m (5ø16/ml) PC52
6.80
7a 63ø16 L=10.90m (5ø16/ml) PC52
6.80
7b 63ø16 L=8.15m (5ø16/ml) PC52
7.90
3.88
⑨ 2x17ø16 L=10.40m PC52 (5ø16/ml)
10.15
"a"
9a 2x17ø16 L=10.40m PC52(5ø16/ml)
10.15
⑬ 2x5ø12 L=8.20m PC52 (5ø10/ml)
7.90

SECTIUNE A—A

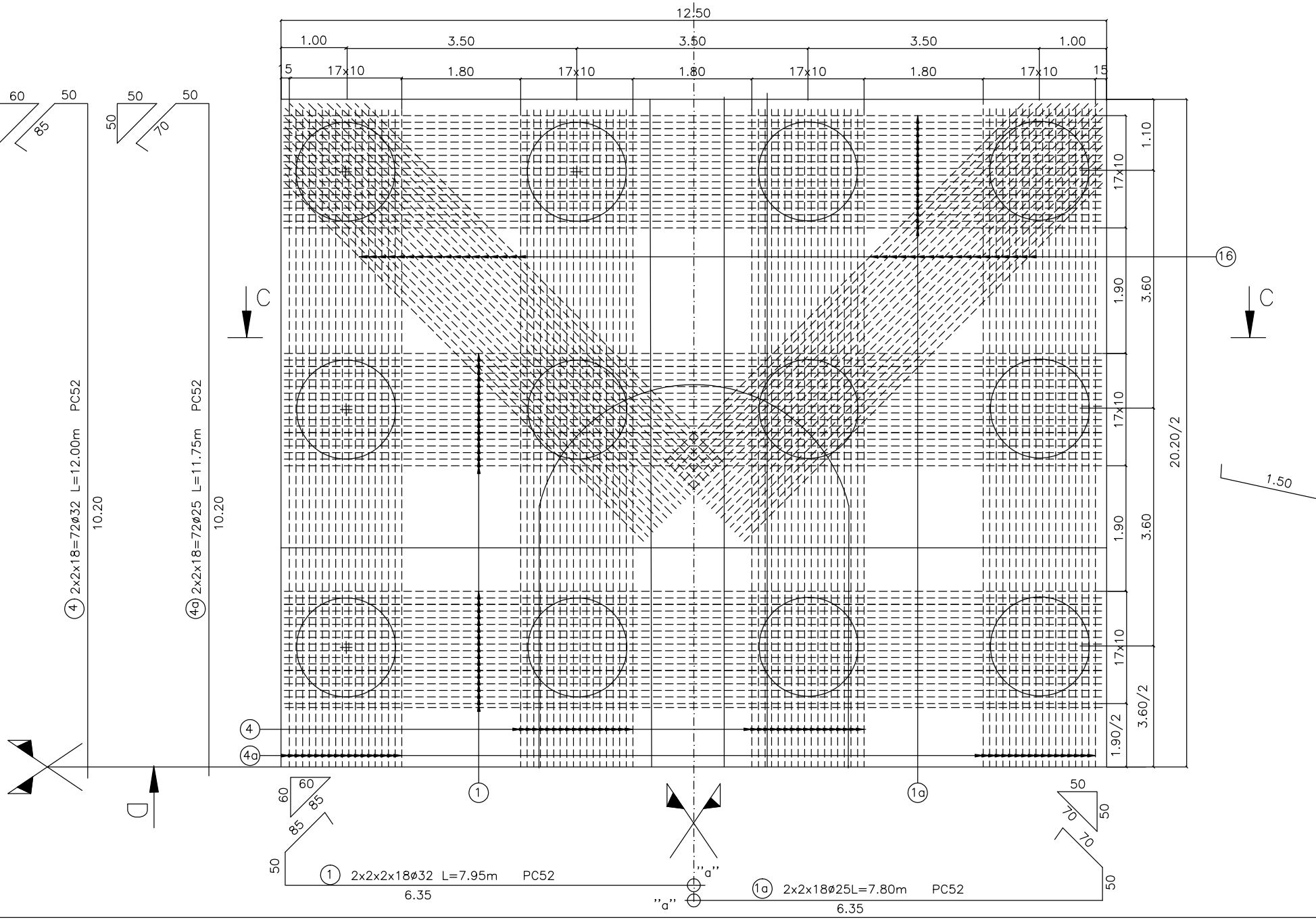
12.50
1.00
3.50
3.50
3.50
1.00
15
17x10
1.80
17x10
1.80
17x10
1.80
17x10
15
60
50
85
50
50
70
50
④ 2x2x18=72ø32 L=12.00m PC52
10.20
④a 2x2x18=72ø25 L=11.75m PC52
10.20
C
C
16
1.10
17x10
1.90
3.60
17x10
20.20/2
1.50
1.90
3.60
17x10
3.60/2
1.90/2
4
4a
D
60
60
85
85
50
1
1a
50
50
70
70
50
1 2x2x2x18ø32 L=7.95m PC52
6.35
"a"
"a"
1a 2x2x18ø25L=7.80m PC52
6.35
50

SECTIUNE B-B

BETON – C25/30
CONCRETE
ARMATURA – S255, S235
REINFORCING BAR
ACOPERIRE – min. 5cm
COVERING

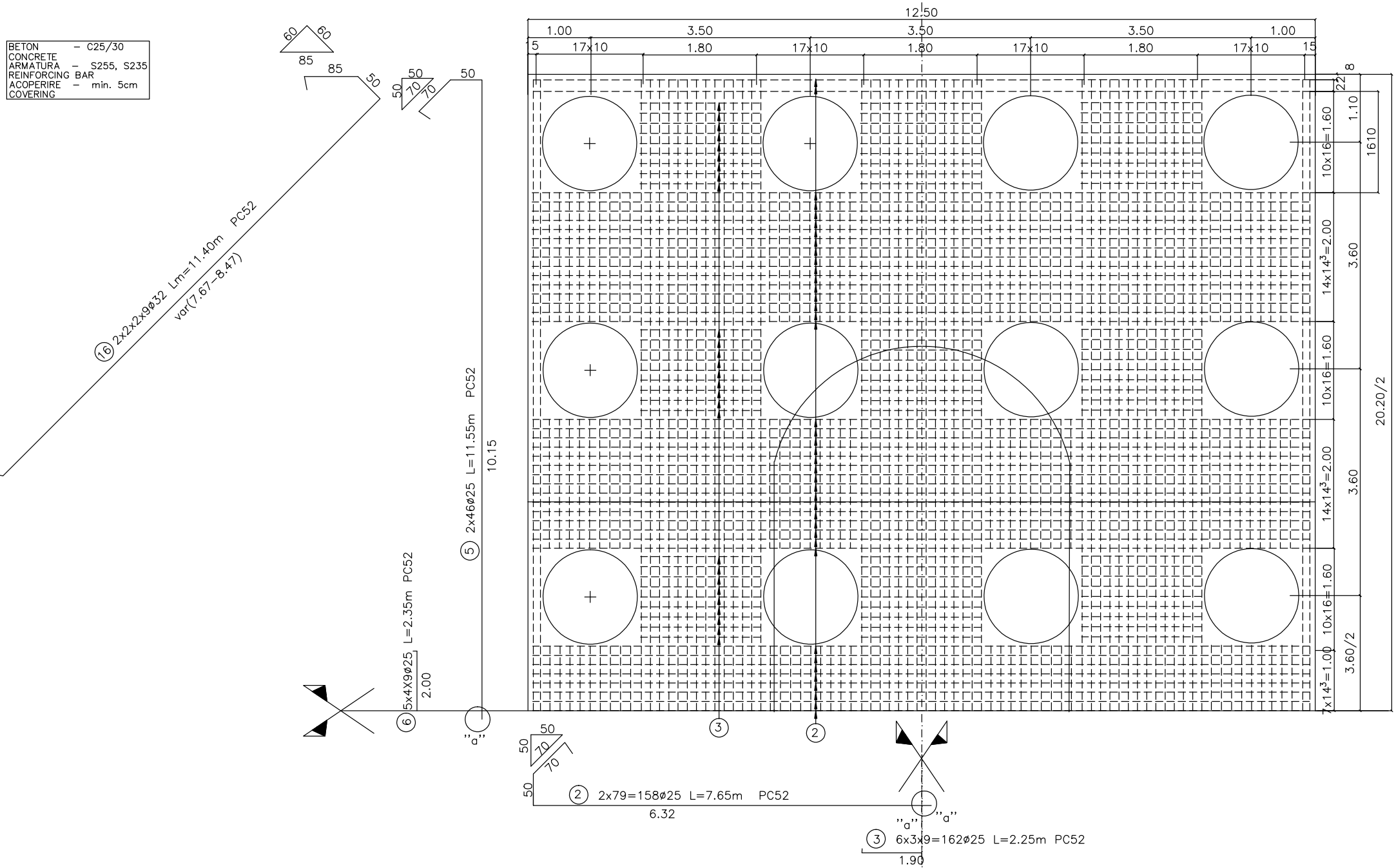
12.50
1.00
3.50
3.50
3.50
1.00
5
17x10
1.80
17x10
1.80
17x10
1.80
17x10
15
8
22
10x16=1.60
1.10
1610
14x14³=2.00
3.60
10x16=1.60
20.20/2
14x14³=2.00
3.60
10x16=1.60
7x14³=1.00
3.60/2
60
60
85
85
50
50
70
70
50
50
⑯ 2x2x2x9ø32 Lm=11.40m PC52
var(7.67–8.47)
⑤ 2x46ø25 L=11.55m PC52
10.15
⑥ 5x4X9ø25 L=2.35m PC52
2.00
"a"
③
②
50
50
70
70
50
② 2x79=158ø25 L=7.65m PC52
6.32
"a"
"a"
③ 6x3x9=162ø25 L=2.25m PC52
1.90

MASURATOAREA OTELULUI BETON NECESAR PENTRU ARMAREA RADIERULUI

Marca	Diametrul	Bucati asemenea	Partiale	Lungimi Totale					
				OB 37	PC 52				
				S 255	S 355	S 345			S 335
				ø12	ø12	ø16	ø20	ø25	ø32
1	32	144	7.95						1144.80
1a	25	72	7.80					561.60	
2	25	158	7.65					1208.70	
3	25	162	1.90					307.80	
4	32	72	12.00						864.00
4a	25	72	11.75					846.00	
5	25	92	11.55					1062.60	
6	25	180	2.35					423.00	
7	16	63	10.90			686.70			
7a	16	63	8.15			513.45			
7b	16	63	10.90			686.70			
8	16	202	10.70			2161.40			
9	16	34	10.40			353.60			
9a	16	34	10.40			353.60			
10	16	34	6.40			217.60			
10a	16	34	6.50			221.00			
11	16	265	1.55			410.75			
12	12	10	9.25		92.50				
13	12	10	8.20		82.00				
14	12	24	26.00	624.00					
15	20	255	9.50				2422.50		
16	32	72	11.40						820.80
Lungimi pe diametru				624.00	174.50	5604.80	2422.50	4409.70	2829.60
Greutate pe ml.				0.888	0.888	1.578	2.470	3.853	6.313
Greutate pe diam.				554	155	8845	5984	16991	17864
Total pe calitate				554	49839				
TOTAL				50393					
Sudura 2%.(kg)				1008					
Pierderi 5%.(kg)				2520					
GREUTATE TOTALA(kg)				54000					

PENTRU 8 RADIERE: 8x54000 kg =432000 kg

NOTA

1.Prezentul plan s-a intocmit in conformitate cu planul de cofraj.
2.Innadirea barelor prin sudura, se va face inconformitate cu "Norm. C28-83".
3.Armarea coloanelor este cuprinsa in planul EA5101E12BCPV02320160.
4.Betonul din radier se va turna prin pompare.
5.La punerea in opera a betonului turnat prin pompare se vor lua toate masurile in asa fel incat:
-procesul de pompare sa se desfasoare continuu fara intreruperi;
-turnarea sa se faca in 3(trei) puncte si sa dureze max 6 ore;
-inaltimea libera de cadere a betonului sa fie de max 0.5m;
-betonul se va turna in straturi de max. 40cm grosime, pentru a permite o buna vibrare.
-betonul sa fie bine compactat prin vibrare.

NOTE:

1.This drawing was drawn up according to the shuttering plan.
2.The bars will be joined by welding according to "Norm C28 - 83".
3.The column reinforcing can be found in drawing EA5101E12BCPV02320160. The concrete in the raft will be cast by pumping.
4.During pumped concrete placement, all measures will be taken so that:
-the pumping process will be continuous, without any interruption;
-the concrete will be cast in 3 (three) points and will last max. 6 hours;
-the free falling height of concrete will be max. 0.5m;
-the concrete will be cast in max. 40 cm thick layers to allow good vibration;
-the concrete will be well-compacted by vibration.

DETALIUL "a"
INADIREA BARELOR DIN OTEL PC 52 PRIN SUDARE MANUALA CU ARC ELECTRIC

Sc. 1:5

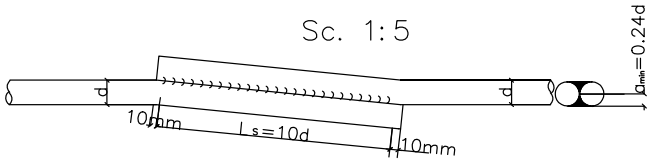
d
d
10mm
Ls=10d
10mm
$a_{min}=0.24d$

Innadire prin suprapunere, cusatura pe ambele parti cu cusatura de racordare la barele necoaxiale ø>20, conf. C28/83.

Se interzice copierea, difuzarea, imprumutarea sau utilizarea in alte scopuri, fara permisiunea Arex Lider Company ca proprietar al desenului.
This drawing is forbidden to be copied, lent or used in other purposes than those previously approved by Arex Lider Company as its owner.

D					
C					
B					
A					
Indice Index	Data Date	Modificare Modification/Revision	Proiectant Designer	Aprobat Consultant Approved Consultant	Aprobat CFR Approved CFR

GUVERNUL ROMANIEI
ROMANIAN GOVERNMENT

PROIECT FINANȚAT DE UNIUNEA EUROPEANĂ
EUROPEAN UNION FINANCED PROJECT

CLIENT / CLIENT

CFR

C.N.C.F. "C.F.R." - S.A.

ITALFERR
GRUPPO FERROVIE DELLO STATO
Joint Venture leader

Scott Wilson

OBERMEYER
PLANEN + BERATEN GmbH

TECNIC
Consulting Engineers

CONSULTANT / CONSULTANT

			Data Date	Semnătură Signature
Aprobat Approved	Şef proiect Project manager	R. Liuzza	03.2012	
Aprobat Approved	Coordonator Secțiune 1 Section 1 Coordinator	C. Gambelli	03.2012	
Verificat Checked	Expert Cheie Checking Expert	V. Kallidromitis	03.2012	VK

SUBCONTRACTANT / SUBCONTRACTOR

AREX Lider COMPANY

Aprobat Approved	Responsabil Subconsultant Subconsultant Responsible	A.Stanciu - Dinulescu	03.2012	
Întocmit Elaborated	Proiectant Designer	Maria Campan	03.2012	

Reabilitarea liniei de cale ferata Braşov - Simeria, parte componentă a coridorului IV Pan European, pentru circulația trenurilor cu viteza maximă de 160 km/h,
Tronsonul : Braşov - Sighişoara
Rehabilitation of the railway line Braşov - Simeria, component Part of the IV Pan-European Corridor, for the trains circulation with maximum speed of 160 km/h,
Section : Braşov - Sighişoara

Proiect/Project
2004/RO/16/P/PA/003

Faza / Phase:
D.E. / E.D.

Denumire desen / Drawing Title : INTERVAL / SECTION RACOS-CATA

Viaduct Km 232+366.738 -
L=2x30.00m+80.00m+3x30.00m+80.00m+3x30.00m (linia 1 - track1)
- L=2x30.00m+80.00m+5x30.00m+80.00m+30.00m (linia 2 - track 2)

Plan armare radier/ Plan for raft reinforcement -pilele/piers 2,3,6,7(L1/T1),2,3,8,9(L2/T2)

Codificare / Codification System	Scara / Scale 1:50	LOT / LOT	Nr. / No 01 / 01

EA51 01 E 12 BC PV 02 3 2 019 0

297x2150