VEDERE TRANSVERSALA/CROSS VIEW

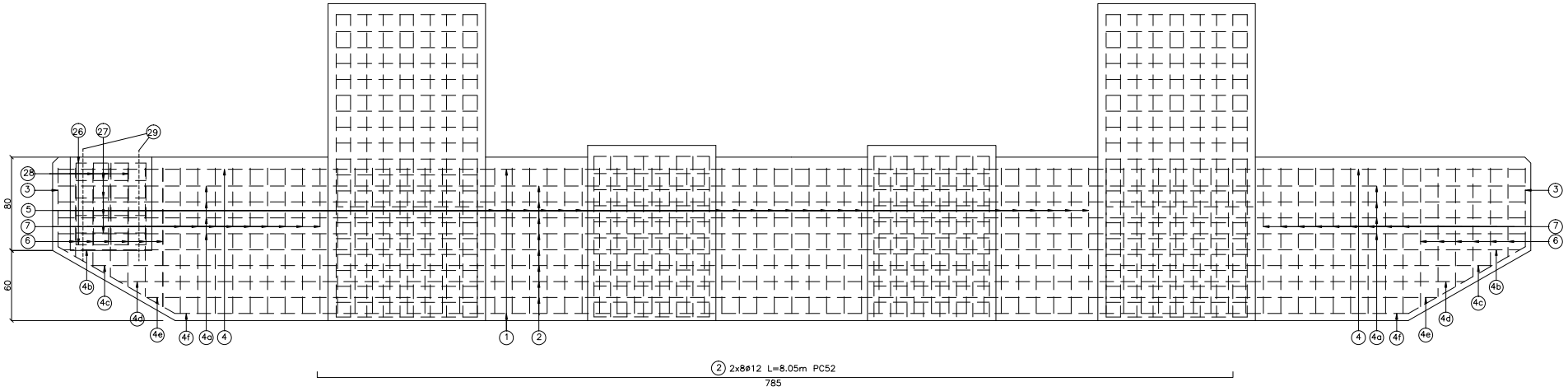

㉖
㉗
㉙
㉘
③
⑤
⑦
⑥
80
60
(4b)
(4c)
(4d)
(4e)
(4f)
(4a)
④
①
②
④
(4a)
(4f)
(4e)
(4d)
(4c)
(4b)
③
⑦
⑥
785

② 2x8ø12 L=8.05m PC52



2.05
2.59
2.59
2.03

⑭ 2x10ø10 L=9.45m PC52

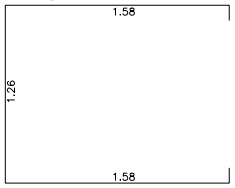

⑨ 2x9ø10 L=4.60m OB37

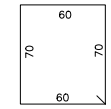

㉖ 2x5ø10 L=3.15m PC52

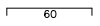

㉗ 2x4ø10 L=0.75m PC52

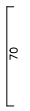

㉘ 3x3ø10 L=0.85m PC52

VEDERE IN PLAN / PLAN VIEW

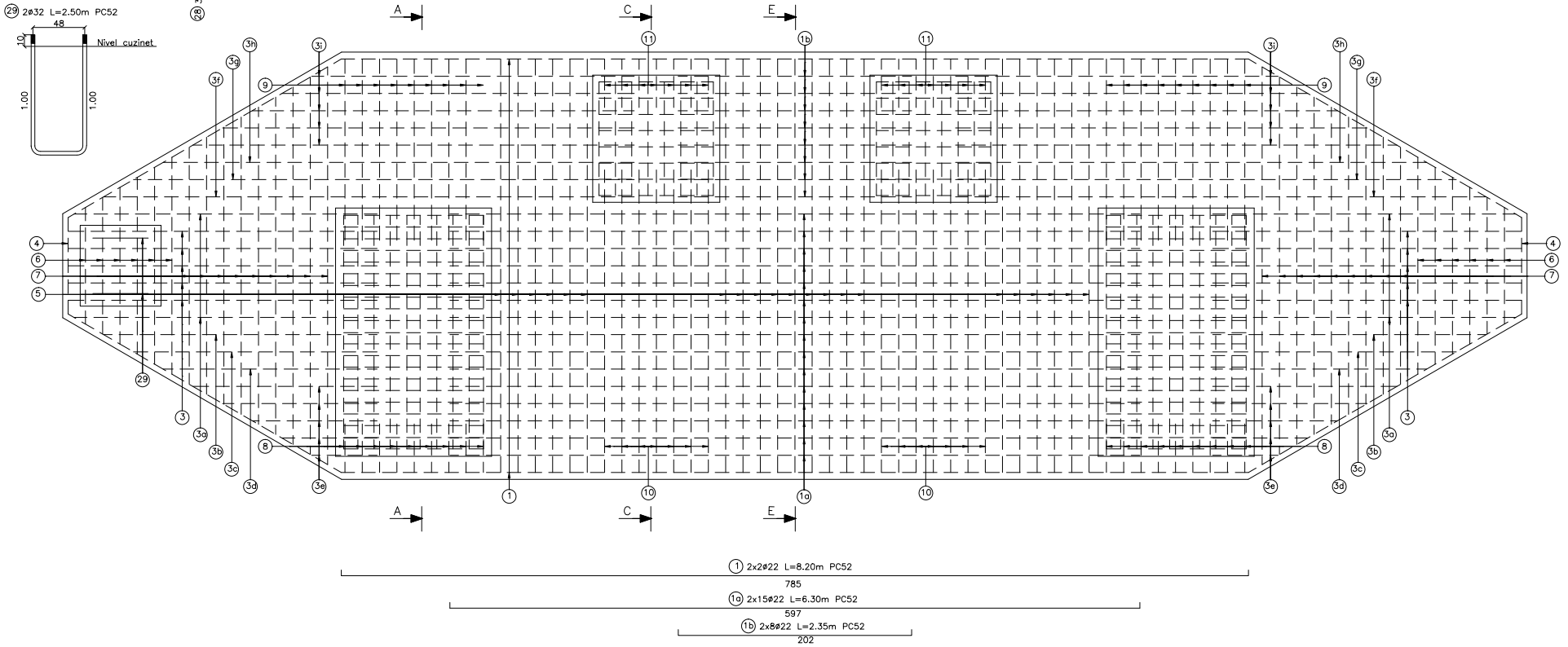

㉙ 2ø32 L=2.50m PC52
48
10
1.00
1.00
Nivel cuzinet
A
C
E
⑪
(1b)
⑪
(3h)
(3i)
(3g)
(3f)
⑨
(3i)
(3h)
(3g)
(3f)
⑨
④
⑥
⑦
⑤
④
⑥
⑦
㉙
③
(3a)
(3b)
(3c)
(3d)
⑧
(3e)
①
⑩
(1a)
⑩
(3e)
⑧
(3d)
(3c)
(3b)
(3a)
③
A
C
E
785
597
202

① 2x2ø22 L=8.20m PC52

(1a) 2x15ø22 L=6.30m PC52

(1b) 2x8ø22 L=2.35m PC52

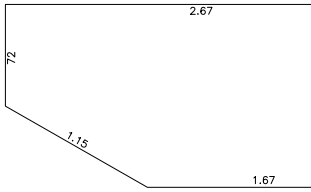

2.67
72
1.15
1.67

③ 2x5ø12 L=6.40m PC52

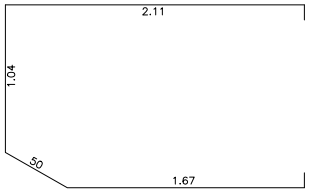

2.11
1.04
50
1.67

(3c) 2x1ø12 L=5.50m PC52



(3g) 2x1ø12 L=9.

SECTIUNE A-A /A-A SECTION

SECTIUNE B-B /B-B SECTION

SECTIUNE C-C /C-C SECTION

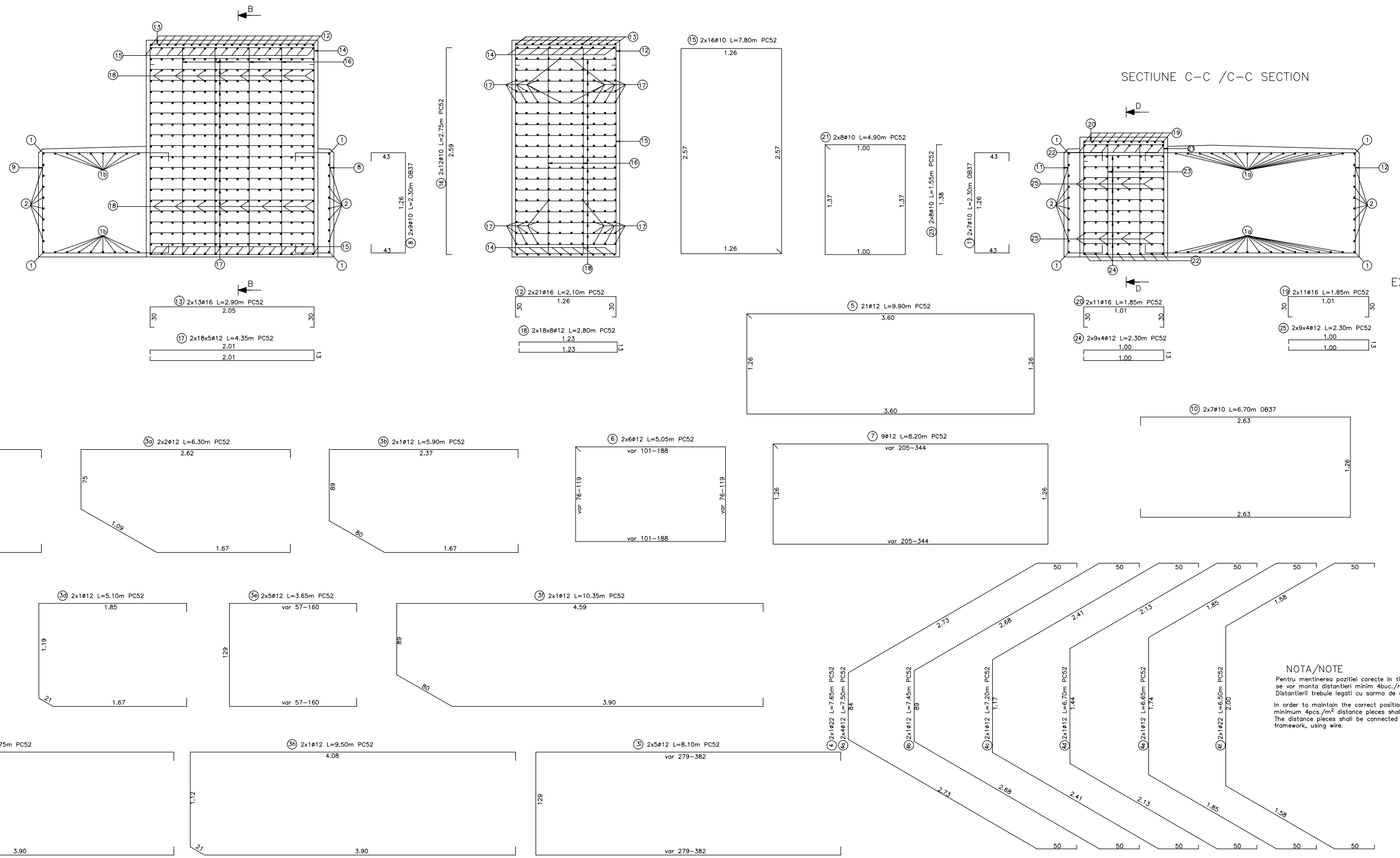
B
13
12
15
14
16
18
1
9
1b
8
2
17
43
1.26
43
8 2x9ø10 L=2.30m OB37
16 2x12ø10 L=2.75m PC52
2.59
13 2x13ø16 L=2.90m PC52
30
2.05
17 2x18x5ø12 L=4.35m PC52
2.01
13
12 2x21ø16 L=2.10m PC52
1.26
18 2x18x8ø12 L=2.80m PC52
1.23
15 2x16ø10 L=7.80m PC52
1.26
2.57
21 2x8ø10 L=4.90m PC52
1.00
1.37
23 2x8ø10 L=1.55m PC52
1.38
11 2x7ø10 L=2.30m OB37
43
1.26
D
20
19
22
21
11
23
1a
25
24
20 2x11ø16 L=1.85m PC52
1.01
19 2x11ø16 L=1.85m PC52
24 2x9x4ø12 L=2.30m PC52
25 2x9x4ø12 L=2.30m PC52
1.00
EX
5 21ø12 L=9.90m PC52
3.60
10 2x7ø10 L=6.70m OB37
2.63
3a 2x2ø12 L=6.30m PC52
2.62
75
1.09
1.67
3b 2x1ø12 L=5.90m PC52
2.37
89
80
6 2x6ø12 L=5.05m PC52
var 101-188
var 76-119
7 9ø12 L=8.20m PC52
var 205-344
3d 2x1ø12 L=5.10m PC52
1.85
1.19
21
3e 2x5ø12 L=3.65m PC52
var 57-160
129
3f 2x1ø12 L=10.35m PC52
4.59
3.90
75m PC52
3h 2x1ø12 L=9.50m PC52
4.08
1.12
3i 2x5ø12 L=8.10m PC52
var 279-382
4 2x1ø22 L=7.65m PC52
4a 2x4ø12 L=7.50m PC52
84
2.73
50
4b 2x1ø12 L=7.45m PC52
2.68
4c 2x1ø12 L=7.20m PC52
1.17
2.41
4d 2x1ø12 L=6.70m PC52
1.44
2.13
4e 2x1ø12 L=6.65m PC52
1.74
1.85
4f 2x1ø22 L=6.50m PC52
2.00
1.58

NOTA/NOTE

Pentru mentinerea pozitiei corecte in ti
se vor monta distantieri minim 4buc./m
Distantierii trebuie legati cu sarma de

In order to maintain the correct positio
minimum 4pcs./m² distance pieces shal
The distance pieces shall be connected
framework, using wire.

SECTIUNE D–D /D–D SECTION

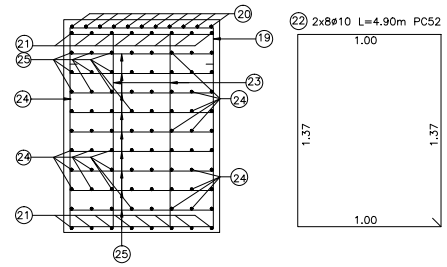

20
19
21
25
23
24
24
24
24
21
25
22 2x8ø10 L=4.90m PC52
1.00
1.37
1.37
1.00

SECTIUNE E–E /E–E SECTION

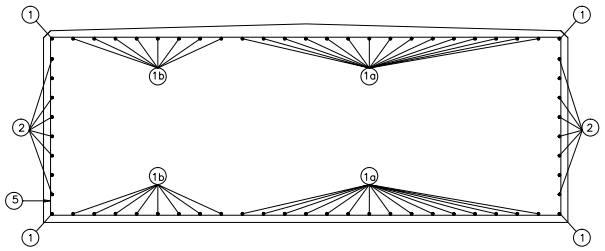

1
1
1b
1a
2
2
1b
1a
5
1
1

XTRAS DE ARMATURA PENTRU CUZINETI SI BANCHETA CUZINETILOR PENTRU O PILA
REINFORCEMENT FOR ONE CELL

EXTRAS DE ARMATURA PENTRU PILE
REINFORCEMENT FOR PIERS

Marca	Diametru	Lung./buc.[m]	Nr.buc.	S355		S345		S335
				Φ10	Φ12	Φ16	Φ22	Φ32
1	22	8,20	4				32,80	
1a	22	6,30	30				189,00	
1b	22	2,35	16				37,60	
2	12	8,05	16		128,80			
3	12	6,40	10		64,00			
3a	12	6,30	4		25,20			
3b	12	5,90	2		11,80			
3c	12	5,50	2		11,00			
3d	12	5,10	2		10,20			
3e	12	3,65	10		36,50			
3f	12	10,35	2		20,70			
3g	12	9,75	2		19,50			
3h	12	9,50	2		19,00			
3i	12	8,10	10		81,00			
4	22	7,65	2				15,30	
4a	12	7,50	8		60,00			
4b	12	7,45	2		14,90			
4c	12	7,20	2		14,40			
4d	12	6,70	2		13,40			
4e	12	6,65	2		13,30			
4f	22	6,50	2				13,00	
5	12	9,90	21		207,90			
6	12	5,05	12		60,60			
7	12	8,20	9		73,80			
8	10	2,30	18	41,40				
9	10	4,60	18	82,80				
10	10	6,70	14	93,80				
11	10	2,30	14	32,20				
12	16	2,10	42			88,20		
13	16	2,90	26			75,40		
14	10	9,45	20	189,00				
15	10	7,80	32	249,60				
16	10	2,75	24	66,00				
17	12	4,35	180		783,00			
18	12	2,80	288		806,40			
19	16	1,85	22			40,70		
20	16	1,85	22			40,70		
21	10	4,90	16	70,40				
22	10	4,90	16	78,40				
23	10	1,55	16	24,80				
24	12	2,30	72		165,60			
25	12	2,30	72		165,60			
26	10	3,15	10	31,50				
27	10	0,75	8	6,00				
28	10	0,85	9	7,65				
29	32	2,50	2					5,00
Lungimi totale pe diametre			(m)	981,55	2806,60	245,00	287,70	5,00
Masa pe metru liniar			(kg/ml)	0,617	0,888	1,578	2,984	6,313
Masa pe diametre			(kg)	605,16	2491,74	386,69	858,51	31,57
Masa pe tip otel			(kg)	3484,00			891,00	
Masa totala pila			(kg)	4375,00				
Pierderi 5%			(kg)	218,75				
Masa totala pila			(kg)	4600,00				

TOTAL: 8 PILE x 4600.00kg = 36800 kg

mpul betonarii,
n^2.
carcasa de armatura.

n during concreting,
l be mounted.
to the reinforcing

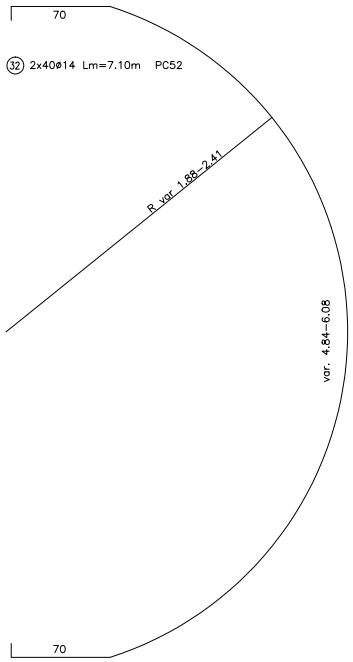

70
32 2x40ø14 Lm=7.10m PC52
R var. 1.88–2.41
var. 4.84–6.08
70

VEDERE TRANSVERSALA / VIEW

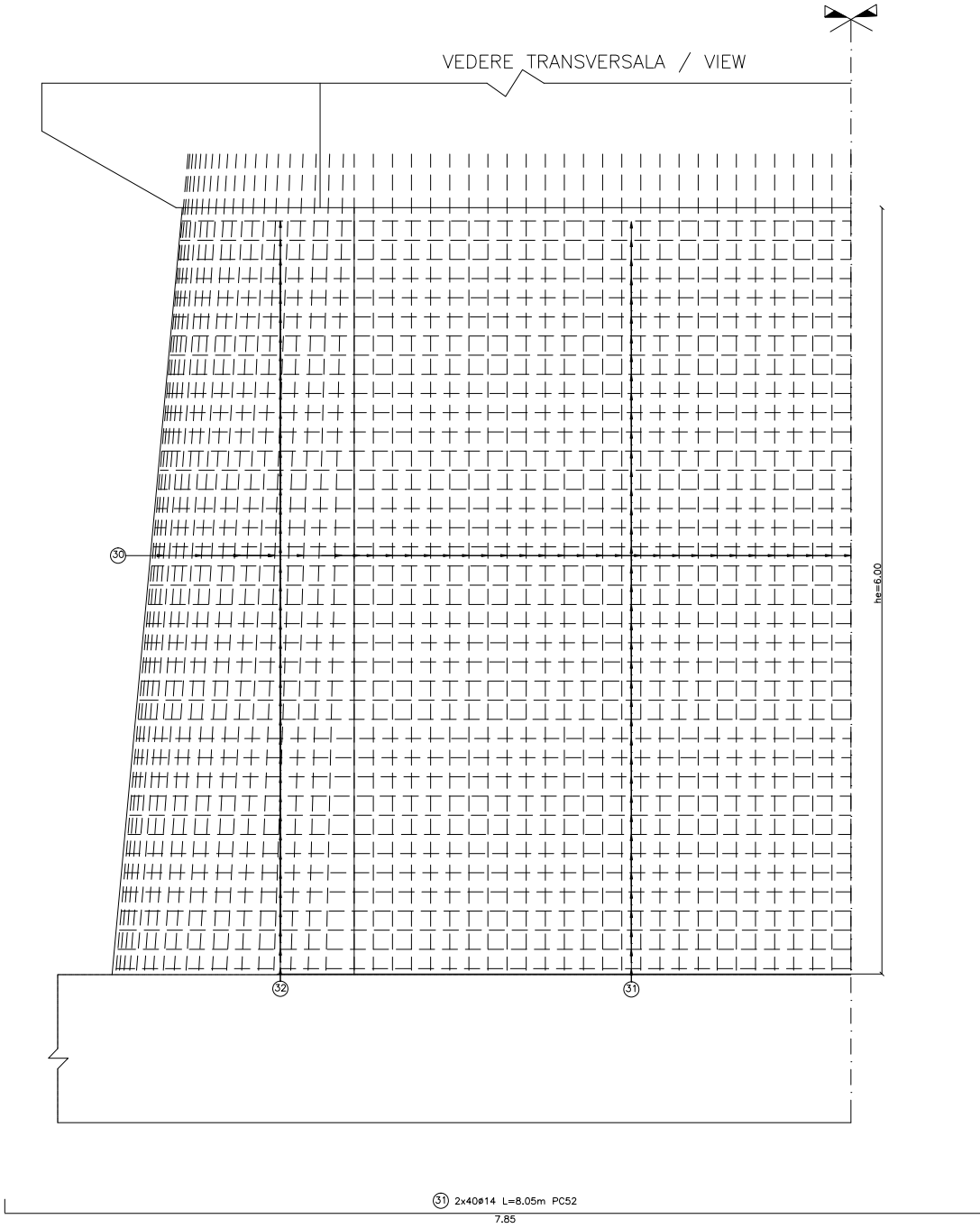

30
he=6.00
32
31
31 2x40ø14 L=8.05m PC52
7.85

ELEVATIE / ELEVATION

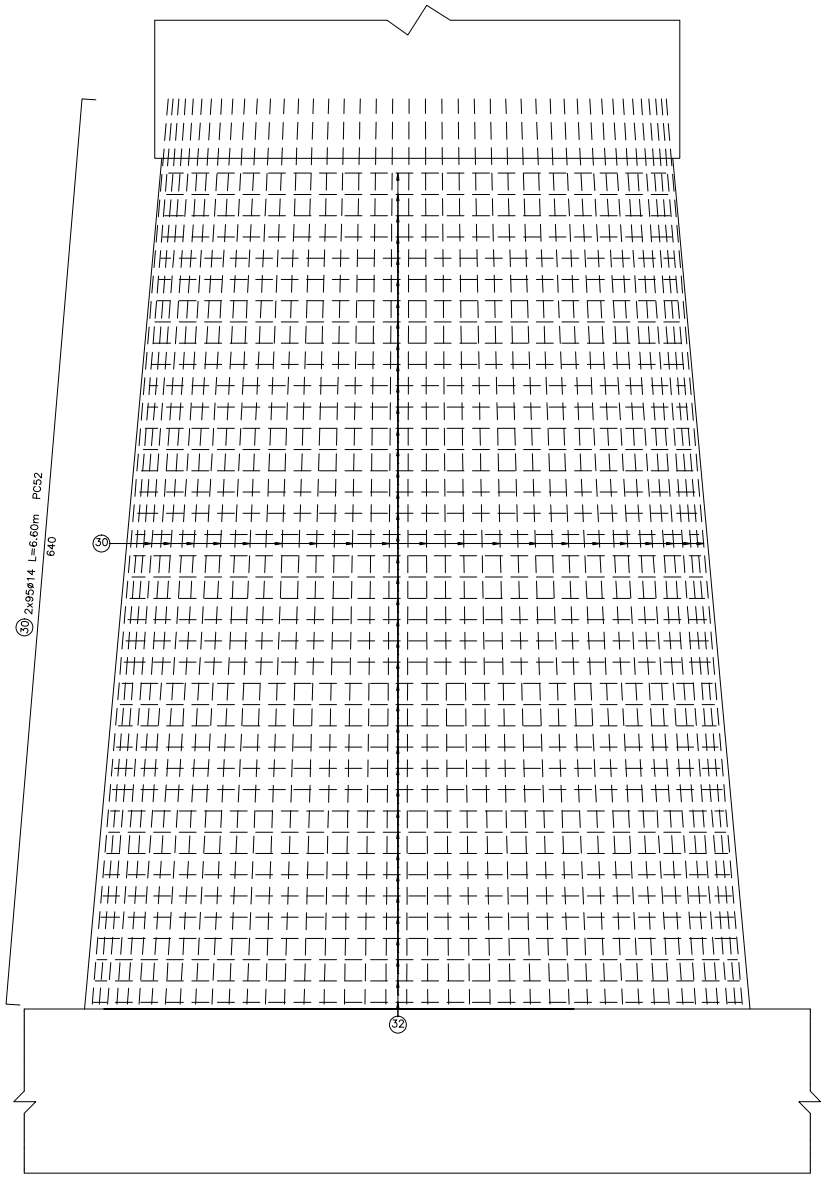
(30) 2x95ø14 L=6.60m PC52
640
30
32

NOTA

Prezentul plan s-a intocmit in conformitate cu dispozitia generala si planul de cofraj.

NOTE

This plan was drawn up according to the General Layout and Shuttering Plan.

EXTRAS DE ARMATURA PENTRU ELEVATIA UNEI PILE CU he=6.00m

Linia 1–Pila 2,Pila 3
Linia 2–Pila 2,Pila 3

MARCA	DIAM.	NR.BUC.	R (m) Raza	L/BUC.	PC 52
					S 355
					ø14
30	14	140	–	6.60	924.00
31	14	80	–	8.05	644.00
32	14	80	var.1.88–2.41	7.10	568.00
LUNGIMI PE DIAMETRE (ml)					2136.00
GREUTATI PE M.L. (kg/ml)					1.21
GREUTATI PE DIAMETRE(kg/buc)					2585.00
PIERDERI 5% (kg)					130.00
TOTAL (kg)					2750.00

TOTAL: 4 PILE x 2750kg =11000kg

EXTRAS DE ARMATURA PENTRU ELEVATIA UNEI PILE CU he=4.50m

Linia 1–Pila 6,Pila 7
Linia 2–Pila 8,Pila 9

MARCA	DIAM.	NR.BUC.	R (m) Raza	L/BUC.	PC 52
					S 355
					ø14
30	14	132	–	5.10	673.20
31	14	60	–	8.05	483.00
32	14	60	var.1.88–2.10	6.85	411.00
LUNGIMI PE DIAMETRE (ml)					1567.20
GREUTATI PE M.L. (kg/ml)					1.21
GREUTATI PE DIAMETRE(kg/buc)					1897.00
PIERDERI 5% (kg)					95.00
TOTAL (kg)					2000

TOTAL: 4 PILE x 2000kg =8000kg

Se interzice copierea, difuzarea, imprumutarea sau utilizarea in alte scopuri, fara permisiunea Arex Lider Company ca proprietar al desenului.
This drawing is forbidden to be copied, lent or used in other purposes than those previously approved by Arex Lider Company as its owner.

D					
C					
B					
A					
Indice Index	Data Date	Modificare Modification/Revision	Proiectant Designer	Aprobat Consultant Approved Consultant	Aprobat CFR Approved CFR

GUVERNUL ROMANIEI
ROMANIAN GOVERNMENT

PROIECT FINANŢAT DE UNIUNEA EUROPEANĂ
EUROPEAN UNION FINANCED PROJECT

CLIENT / CLIENT

CFR

C.N.C.F. "C.F.R." - S.A.

ITALFERR
GRUPPO FERROVIE DELLO STATO

Scott Wilson

OBERMEYER
PLANEN + BERATEN GmbH

TECNIC
Consulting Engineers

CONSULTANT / CONSULTANT

			Data Date	Semnătură Signature
Aprobat Approved	Şef proiect Project manager	R. Liuzza	03.2012	
Aprobat Approved	Coordonator Secţiune 1 Section 1 Coordinator	C. Gambell	03.2012	
Verificat Checked	Expert Cheie Checking Expert	V. Kallidromitis	03.2012	

SUBCONTRACTANT / SUBCONTRACTOR

AREX COMPANY

Aprobat Approved	Responsabil Subconsultant Subconsultant Responsible	A.Stanciu - Dinulescu	03.2012	
Întocmit Elaborated	Proiectant Designer	Totan Ciprian	03.2012	

Reabilitarea liniei de cale ferata Braşov - Simeria, parte componentă a coridorului IV Pan European, pentru circulaţia trenurilor cu viteza maximă de 160 km/h,
Tronsonul : Braşov - Sighişoara
Rehabilitation of the railway line Braşov - Simeria, component Part of the IV Pan-European Corridor, for the trains circulation with maximum speed of 160 km/h,
Section : Braşov - Sighişoara

Proiect/Project
2004/RO/16/P/PA/003

Faza / Phase:
D.E. / E.D.

Denumire desen / Drawing Title : INTERVAL / SECTION RACOS–CATA
VIADUCT KM.232+366.738 L=413.70m PLAN ARMARE PILELE 2,3,6,7 LINIA I si 2,3,8,9 LINA II
VIADUCT KM.232+366.738 L=413.70m REINFORCEMENT PLAN PIERS 2,3,6,7 RAILWAY I and 2,3,8,9 RAILWAY 2

Codificare / Codification System	Scara / Scale 1:20	LOT / LOT	Nr. / No 01 / 01

EA51 01 E 12 BC PV 02 3 2 020 0