DATE HIDRAULICE:

- Inălțimea de apa în podet: h=1.45m
- Perimetrul udat: P=6.90m
- Aria udata: A=5.80m²
- Viteza de curgere a apei V=3.77m/s

HIDRAULIC DATA:

- Hydraulic height: h=1.45m
- Perimeter: P=6.90m
- surface: A=5.80m²
- Water flow speed: V=3.77m/s

NOTA

- Numar de elemente prefabricate
- Total prefabricate 124buc.
- Date curente D4 30buc.
- Aripi prefabricate A2 2buc.
- Aripi prefabricate A3 2buc.
- Elevetii L2 32buc.

NOTE

- Number of precast section
- Standard slab D4 30pcs.
- Elevetii L2 32pcs.
- Prefabricated wings A2 2pcs.
- Prefabricated wings A3 2pcs.
- L2 elevetion 32pcs.

SE INTERDIZE COPIEREA, DIFUZAREA, IMPRIMAREA SAU UTILIZAREA IN ALTE SCOPURI FARA PERMIUNEA AREX LIDER COMPANY
CA PROPRIETAR AL DESENULUI

THIS DRAWING IS FORBIDDEN TO BE COPIED, DISTRIBUTED OR FOR OTHER PURPOSES THAN THOSE PREVIOUSLY APPROVED BY AREX LIDER COMPANY AS ITS OWNER.

LEGENDA BETOANELOR UTILIZATA LA PODETE:
LEGEND OF CONCRETES USED FOR CULVERTS:

- Beton in rigola drenurilor si pentru realizarea stratului suport pentru perea: Concrete for the drain gutters, and for the support layer of revetment: C 25/30 – (EN 206 + SR 3 – 2013 – (XC4+XF1+XA1) – A/C = 0.50 – Dmax32 – Cl 0.20
- Beton de panta: Slope concrete: C 25/30 – (EN 206 + SR 3 – 2013 – (XF3) – A/C = 0.55 – Dmax16 – Cl 0.20
- Beton in fundatiile podetelor, a elementele de rezistenta (aripi, pereuri, etc): Concrete for the foundations of culverts, of connecting elements (wings, breakwaters, etc): C 25/30 – (EN 206 + SR 3 – 2013 – (XF1) – A/C = 0.50 – Dmax32 – Cl 0.20
- Beton in stratul de protectie a hidroizolatiei: Concrete for the waterproofing protection layer: C 25/30 – (EN 206 + SR 3 – 2013 – (XC4+XF1) – A/C = 0.50 – Dmax16 – Cl 0.20
- Beton in elemente prefabricate fin general (aripi, L-uri): Concrete for prefabricated elements generally (wings, L-shaped elements): C 35/40 – (EN 206 + SR 3 – 2013 – (XC4+XF1+XA1) – A/C = 0.50 – Dmax32 – Cl 0.20
- Beton in dalele prefabricate din beton precomprimat (D4, etc.): Concrete for the pre-stressed concrete prefabricated slabs (D4, etc.): C 35/40 – (EN 206 + SR 3 – 2013 – (XC4+XF1+XA1) – A/C = 0.50 – Dmax16 – Cl 0.10

SECTIUNE LONGITUDINALA A-A
LONGITUDINAL SECTION A-A

scara 1:100

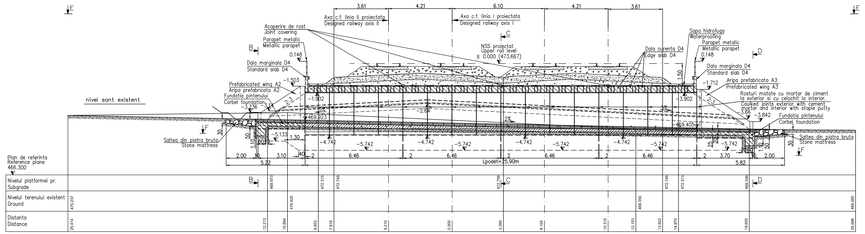

SECTIUNE B-B
B-B SECTION

scara 1:100

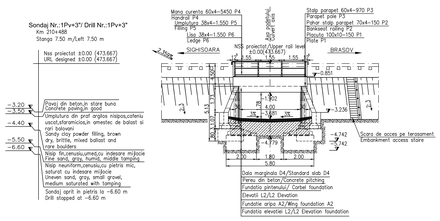

SECTIUNE C-C
C-C SECTION

scara 1:100

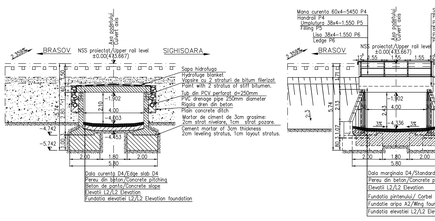

SECTIUNE D-D
D-D SECTION

scara 1:100



DTAILUL „A" FUNDATII INDEPENDENTE
„A" DETAIL INDEPENDENT FOUNDATIONS

Sc 1:50



Extras armatura / Statement reinforcing

P6	Armatura Reinforced steel	130	Ø10	1650	0.617	1.018	132.34
P7	Armatura Reinforced steel	16	Ø10	6520	0.617	4.022	64.35
					Total partial Subtotal		196.69
					Suturi 2% Welding 2%		3.93
					TOTAL kg		200.63

VEDERE IN PLAN E-E
E-E PLAN VIEW

scara 1:100

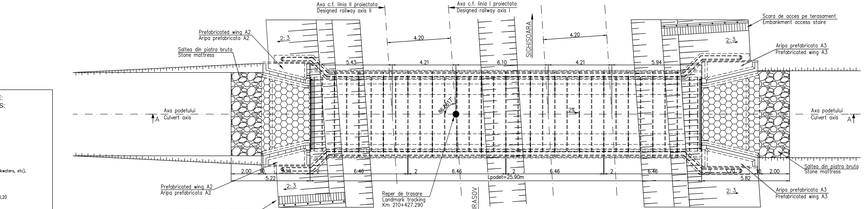

PLANUL FUNDATIILOR F-F
F-F FUNDATION PLAN

scara 1:100

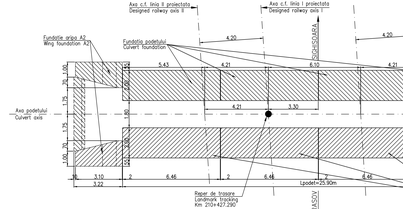

SECTIUNE 2-2
2-2 SECTION

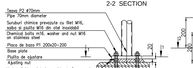
Gaze cu 42mm
Pipe 50mm diameter
Surubari chimice previzuite cu filet M16, adise si plata M16 din otel inoxidabil
Chemical bolts with washer and nut M16 of stainless steel
Placa de baza PI 200x20-200
Base plate
Piulita de siguranta
Locking nut
Mortar fluid cu intarire rapida de 2cm grosime
2cm thick of fluid mortar-fast setting
200
20
20
20