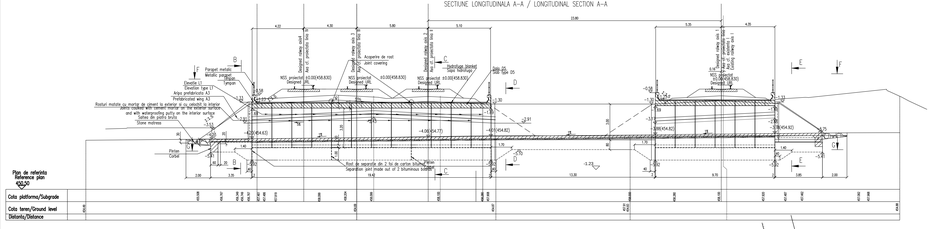

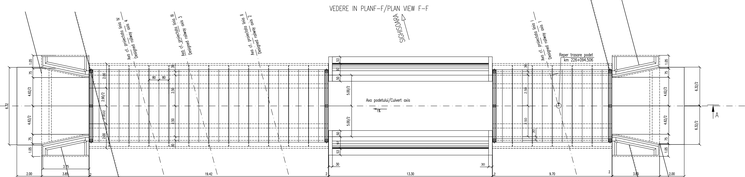

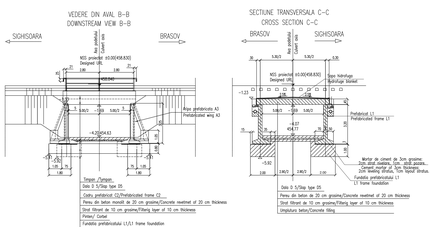

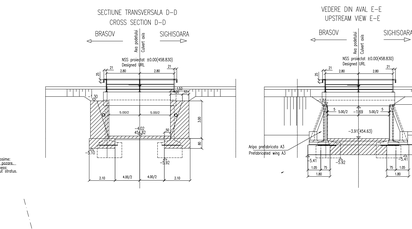



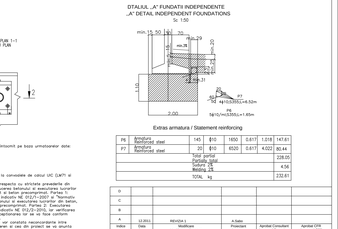

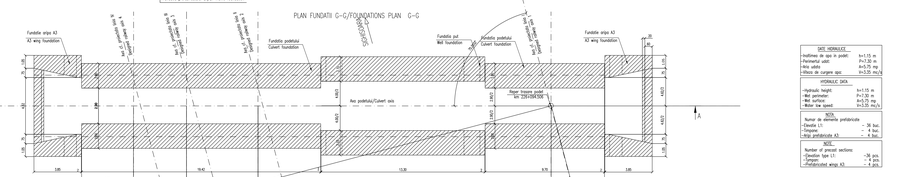

DETALIU PARAPET

Scara 1:25

DETALIU PENTRU PRINDEREA PLACUTELOR P1 DE TIMPAN
DETAIL TO JOIN THE SLABS P1 AT THE HEAD–WALL

Scara 1:5

DETALIUL „A" FUNDATII INDEPENDENTE
„A" DETAIL INDEPENDENT FOUNDATIONS

Sc 1:50

MATERIAL METALIC PENTRU CONFECTIONAREA PARAPETULUI PODETULUI
THE METALLIC MATERIAL TO BUILD PARAPET OF CULVERT

Poz. Pos.	Denumire material / The denomination of the material	Nr.	Sectiune / Section	Lung. Long.	Sectiune/Section		
					[kg/m]	[kg]	[%]
P1	Placă pentru prindere / Plate for joining	12	200x20	200	31.40	6.28	75.56
P2	Bară profilată OB 37 – STAS 1116/1 / Profiled bar	12	35x4	870	0.91	6.32	75.94
P3	Bară rotundă OB 10247 – STAS 1116/1 / Round bar	4	70x4	8520	0.91	42.45	169.80
P4	Profil U 100 – STAS 1116/1 / U profile	8	36x13	1300	2.98	5.94	78.72
P5	Şină 36 U200 / Rail	8	36x13	1300	2.98	5.94	78.72
			Total partial / Partial total			474.44	
			Pierderi 2% / Waste 2%			9.57	
			TOTAL / kg			484	

NOTA

1. Prezentul plan s-a întocmit pe baza umătoarelor date:
- plan de situatie
- profil longitudinal
- profil transversal
- studiu hidrologic
- cotele terenului
- date privind caracteristicile de calculul UTC (LM?) si SR(?)
2. La executie se vor respecta cu stricteta prevederile din: - Normativul privind executarea lucrarilor de terasamente pentru drumuri (pe baloasa, taluzul armat si betonul precomprimat). Partea 1: Prescripsii generale. Partea 2: Prescripsii pentru executarea lucrarilor de terasamente pe baloasa si taluzul armat. - Normativ pentru executarea lucrarilor de beton, armatura de beton si beton precomprimat. Partea 1: Prescripsii generale. Partea 2: Prescripsii pentru executarea lucrarilor de beton, armatura de beton si beton precomprimat. - Normativ de proiectare a podurilor din beton, indicativ NE 012/2-2010, se verificarea calitatii lucrarilor si receptionarea lor se va face conform prevederilor din SR EN 1090.
4. Dacă la executie se vor constatata neconcordanta intre situatia existenta pe teren si cea din proiect se va anunta proiectantul.
5. Constructia va trezistenza la cutremure de importanta III (construcii de importanta secundara) modelat. Se designerie a conform P100-1/2013 si P100-3/2008 si P100-2/2006.
6. Proiectul va fi verificat in vigoarea A4.2 SC2 C2.2.
7. Se va executa o hidroizolatie la extrados pe toata suprafata rezemat deasupra grataruiului pe beton de fundatie pin betonarea fundatiei. Se va executa o hidroizolatie si la nivelul un contact perfect pe toata suprafata intre tabia prefabricatului si fundatie. Se interzice rezemarea directa fara strat de mortar de cimet.

NOTE:

1. This plan has been drawn up based on the following data:
- Situation plan
- Longitudinal Profile
- Cross-section Profile
- Hydrologic study
- Hydraulic determination
- Ground levels
2. The current corresponds to the: UC determination canvas (LM?) and SR(?)
3. In the execution of the work must be strictly respected the: - Regulation for the concrete production and earth execution, reinforced and pre-stressed concrete. - Part 1: Practice code for concrete production" NE 012/1-2007 and "Practice code for the execution of concrete, reinforced concrete and pre-stressed concrete. - Part 2: The execution of concrete works" NE 012/2-2010, and the quality and the reception of the works shall be made accordingly to Norm C. 56-1985.
4. If the work is executed and it shows that the existing situation on the ground site and the situation stated in the project, the designer will be notified.
5. Construction has been classified in 3 category of importance (high importance, ordinary importance in ensuring the quality and class of importance B according to G.O. 766/97).
6. The project will be checked in order to comply with the A4.2: B2.2: C2.2 requirements.
7. Waterproofing should be made on the entire surface between the foundation settlement or block foundation through a layer of cement mortar.
to achieve a perfect contact over the entire surface between precast and foundation base.Propping is prohibited without direct layer of cement mortar.

LEGENDA BETONARELOR
CONCRETE LIST

- Beton in elemente prefabricate in general (radine, grinzi, timpane,) / Concrete for the prefabricated elements (girders, beams, tympanum) – C 35/45 i CEM II/A i S 32,5 i (XC4+XF3+XA1) i A/C = 0,50 i Dmax22 i Cl 0,20
- Beton in fundatii podeturi, o elementeor de razeratre (aripi, pioteri), in pereu / Concrete for the foundations of culverts, of connecting elements (wings, pioteri), in pereu – C25/30–CEM II/A–S 32,5 i (XC4+XF3+XA1) i A/C=0,50–Dmax32–Cl0,20
- Beton in rigola drenurilor, fundatiile sfarturilor de con si pentru realizarea stratului suport pentru pereu; / Concrete for the drain gutters, for the foundations of cone quarters and for the support layer of pitching – C 25/30 i CEM II/A i S 32,5 i (XC4+XF3+XA1) i A/C = 0,50 i Dmax32 i Cl 0,20
- Beton in strutul de protectie a hidroizolatiei; / Concrete for the waterproofing protection layer; C 25/30 i CEM II/A i S 32,5 i (XC4+XF3) i A/C = 0,50 i Dmax16 i Cl 0,20

Se interzice copierea, difuzarea, imprumutarea sau utilizarea in alte scopuri fara permisiunea MEX LEOX CONPART cu proprietar si deinator.
This drawing is forbidden to be copied, lent or used in other purposes, than those previously approved by MEX LEOX CONPART as owner.

P6	Armătură Reinforcing steel	140	Ø10	1600	0.617	1.018	147.61
P7	Armătură Reinforcing steel	20	Ø10	8520	0.617	4.022	82.44
		Total partial					228.05
		Pierderi 2% Waste 2%					4.56
		Total					232.61

Extras armatura / Statement reinforcing

D			
C			
B			
A	12.2011	REVIZIA 1	A-Sabo
Indice Index	Data Date	Modificare Modification	Proiectant Designer

Semnătura Signature

Verificat Checked

Aprobat Approved

Aprobat Approved

Aprobat Approved