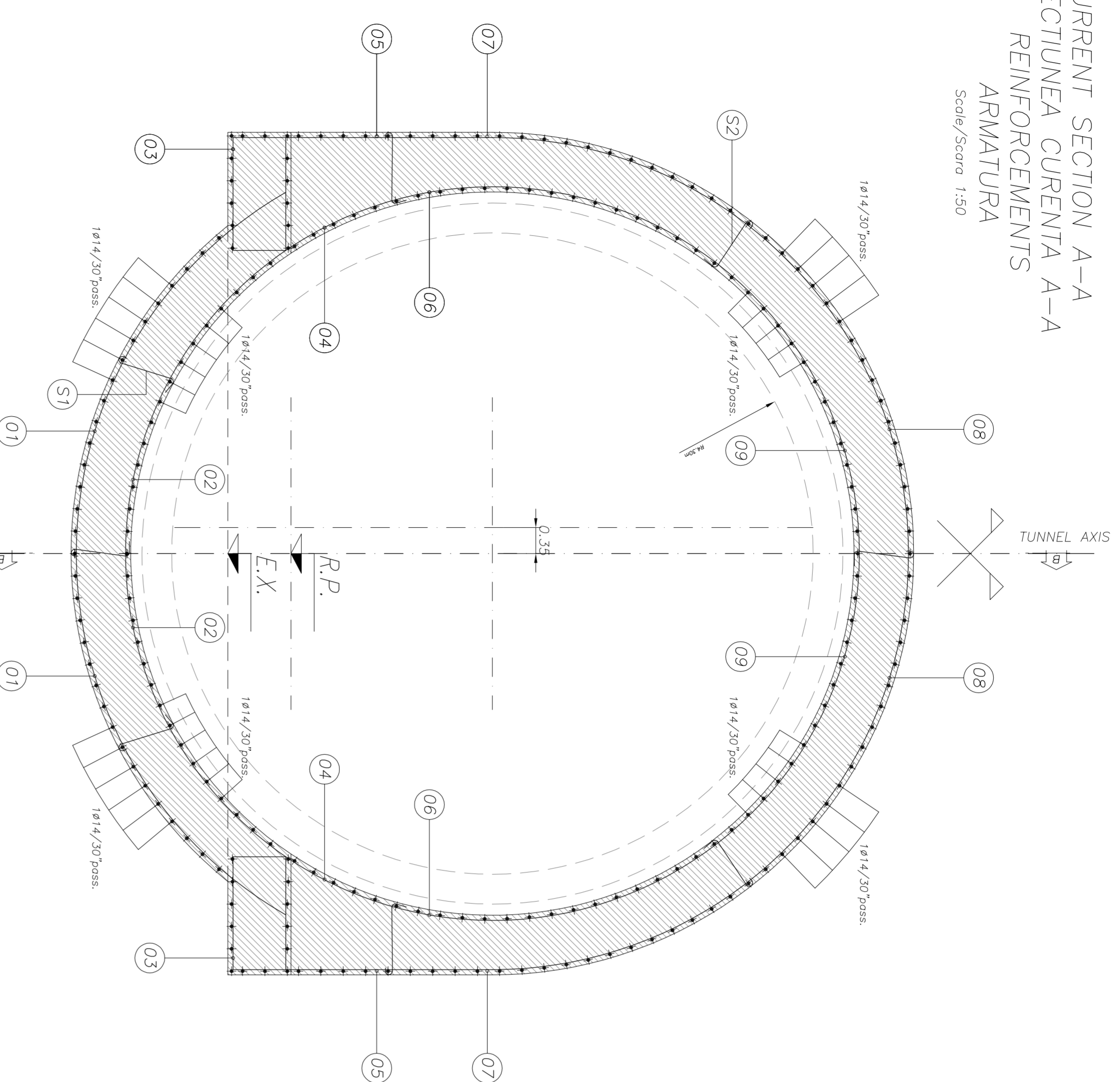
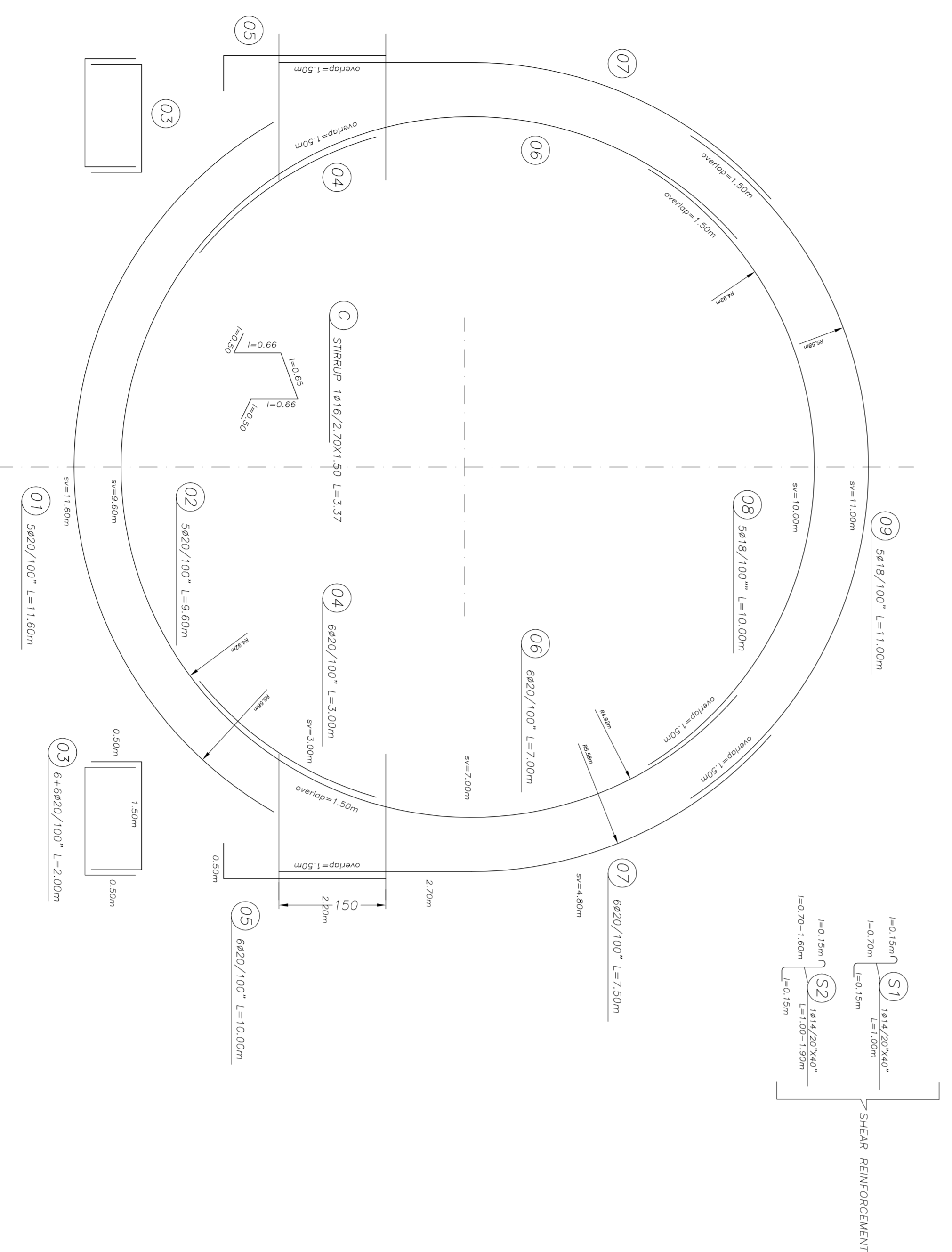
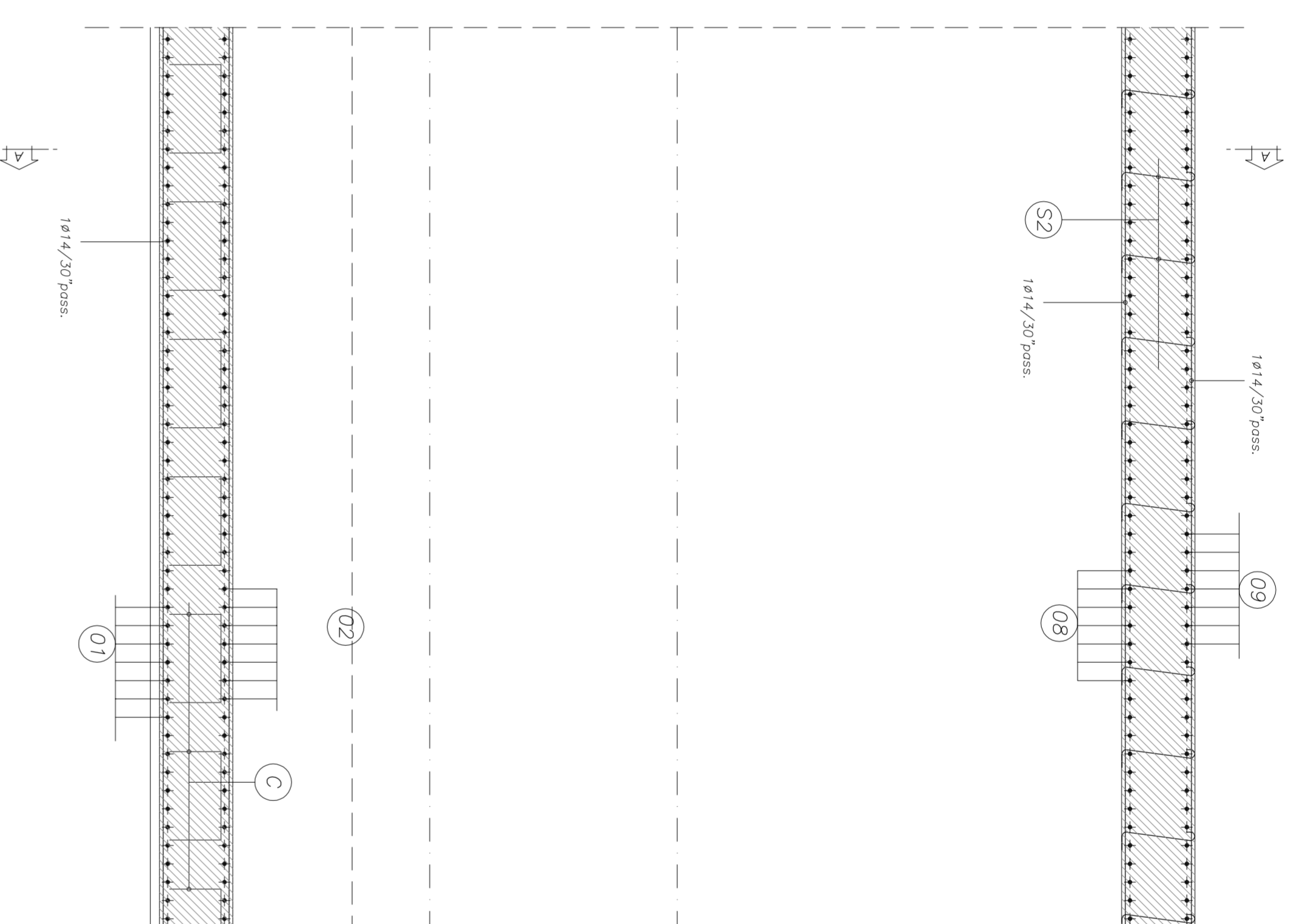


CURRENT SECTION A-A  
 SECȚIUNEA CURENTĂ A-A  
 REINFORCEMENTS  
 ARMATURA  
 Scale/Scara 1:50



CURRENT SECTION B-B  
 SECȚIUNEA CURENTĂ B-B  
 Scale/Scara 1:50



(S1) REINFORCEMENT  
 14x14,207mm  
 L=11,00m  
 (S2) REINFORCEMENT  
 14x14,207mm  
 L=11,00m  
 (S3) REINFORCEMENT  
 14x14,207mm  
 L=11,00m

**STEELS TABLE**

**REINFORCING STEEL:**

- R40C (aisială)
- Bending diameter  $R_{b1}$ :
- $R_{b1} < 400 \rightarrow R_{b1} = 6a$
- $R_{b1} 400-606 \rightarrow R_{b1} = 6a$

**LEGEND**

RP = REFERENCE PLANE  
 EX = EXCAVATIONS PLANE  
 PC = CENTERS PLANE

**CLIENT / CLIENT**

GOVERNUL ROMÂNIEI  
 ROMANIAN GOVERNMENT

**CONSULTANT / CONSULTANT**

CFR  
 CN.C.F. "C.F.R." - S.A.

**CONSULTANT / SUBCONSULTANT**

OBBERMEYER  
 JOHANN SEBASTIAN SMITH

**TECNIC**  
 Consulting Engineers

**Legend**

RP = REFERENCE PLANE  
 EX = EXCAVATIONS PLANE  
 PC = CENTERS PLANE

**Legend**

RP = REFERENCE PLANE  
 EX = EXCAVATIONS PLANE  
 PC = CENTERS PLANE

**Legend**

RP = REFERENCE PLANE  
 EX = EXCAVATIONS PLANE  
 PC = CENTERS PLANE