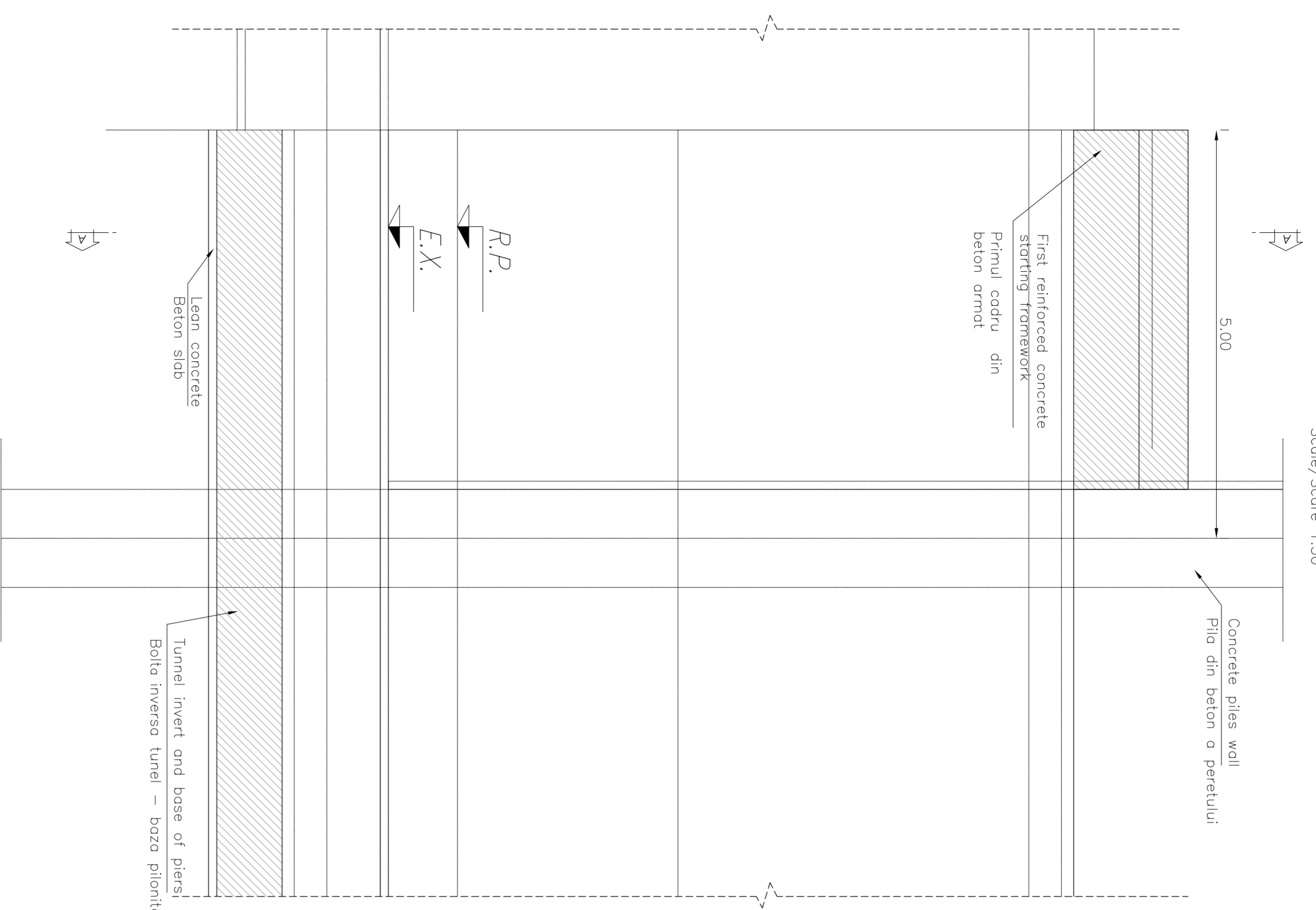


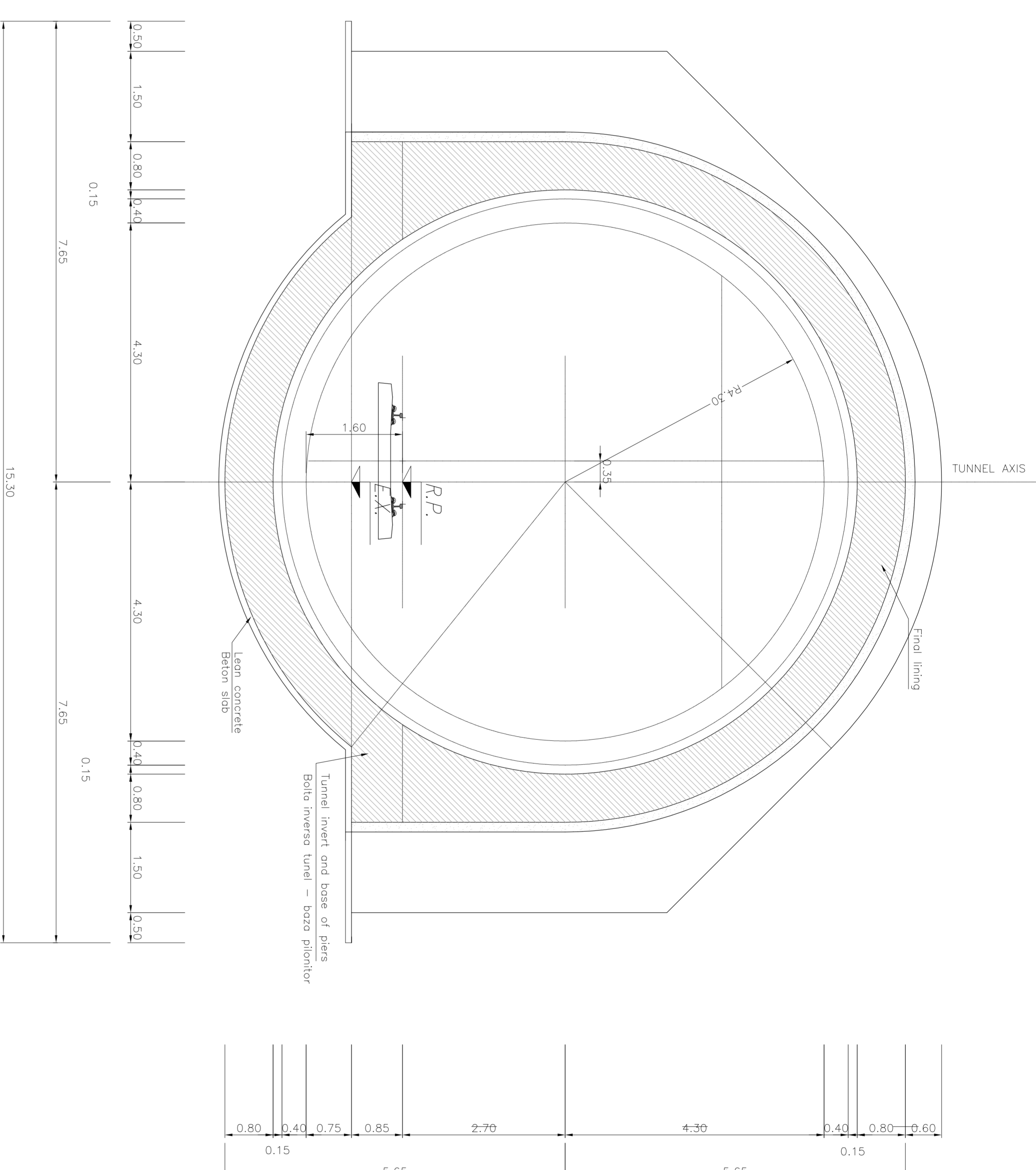
LONGITUDINAL SECTION  
SECTIUNEA LONGITUDINALA

Scale/Scale 1:50



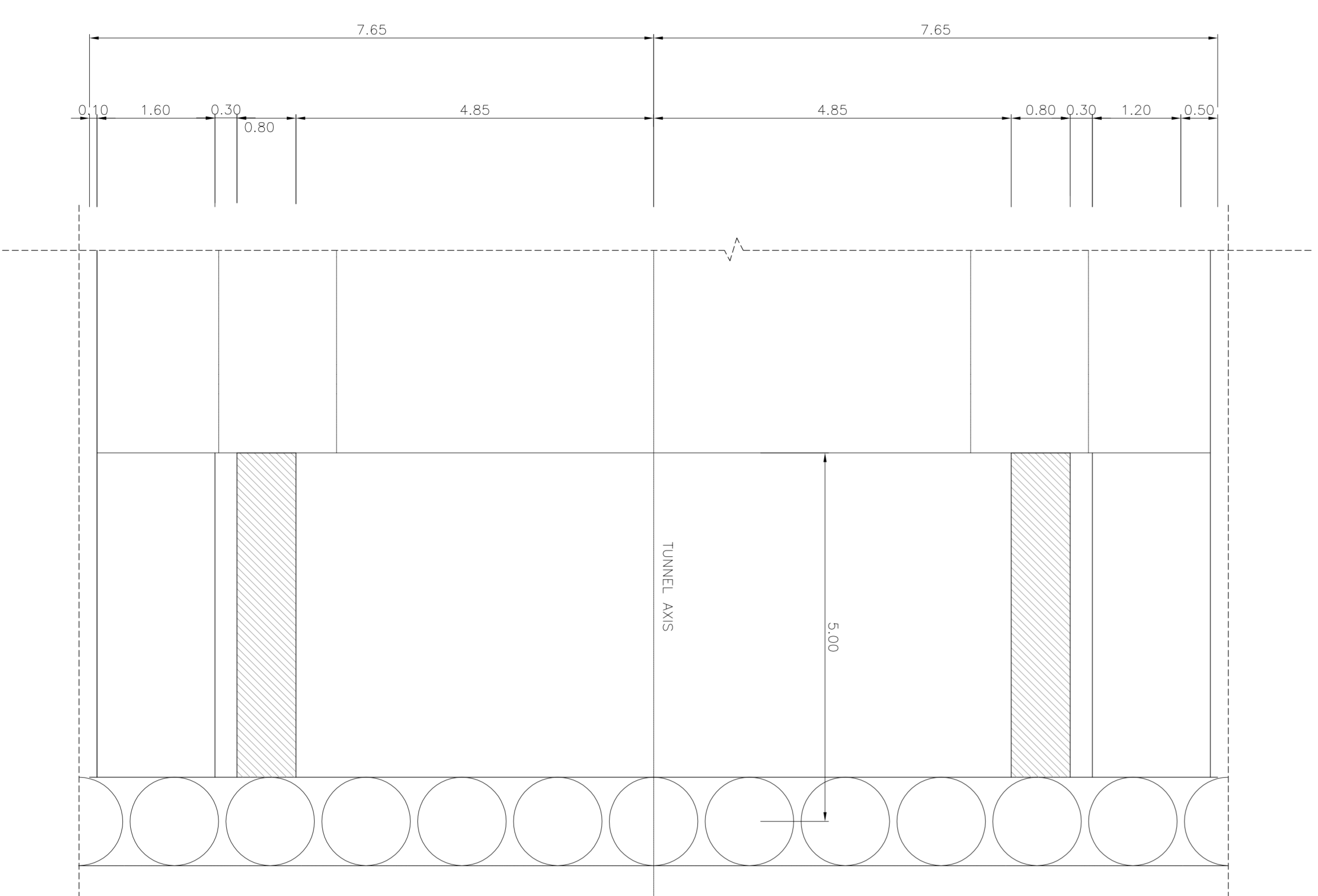
SECTION A-A  
SECTIUNEA CURENTA A-A

Scale/Scale 1:50



PLAN

Scale/Scale 1:50



MATERIAL TABLE	
<b>TUNNEL INVERT CONCRETE</b>	
-	Type C2
-	f <sub>ck</sub> 20 MPa
-	f <sub>td</sub> 1.5 MPa
-	Minimum structure Class S3/S4
-	Exposure class related to environmental conditions MX2
-	Class of chloride content C 0.20
-	φ max aggregate = 32 mm
<b>TUNNEL CROWN CONCRETE</b>	
-	Type C1
-	f <sub>ck</sub> 20 MPa
-	f <sub>td</sub> 1.5 MPa
-	Minimum structure Class S3/S4
-	Exposure class related to environmental conditions MX2
-	Class of chloride content C 0.20
-	φ max aggregate = 32 mm
<b>REINFORCING STEEL</b>	
-	PLATE certified by endorsement
-	Weldable
<b>LEAN CONCRETE</b>	
-	Type 1
-	f <sub>ck</sub> 20 MPa
-	Cement type CEM I/V

LEGEND  
RP = REFERENCE PLANE  
EX = EXCAVATION PLANE  
PC = CENTERS PLANE

Index	Date	Modification	Project	Approved	Accepted
0					
1					
2					
3					
4					

CLIENT / CLIENT  
**CFR**  
C.N.C.F. "C.F.R." - S.A.

CONSULTANT / CONSULTANT  
**TECNIC**  
Consulting Engineers

Role	Name	Date	Signature
Approved	R. LUTZA		
Approved	C. GEMINELLI		
Verified	C. GEMINELLI		
Traced	C. GEMINELLI		

SUBCONSULTANT / SUBCONSULTANT  
Approved  
Traced  
Project  
Date

- NOTE:**  
- Handrail shall be installed approximately at 1 m above roadway providing a route to a safe area (4.2.2.7, Escape Signage TSJ).
- NOTE:**  
- Integrity of the concrete structures of the artificial and natural tunnels structure TSJ (Technical Specification for Interoperability).
- NOTE:**  
- Integrate structure de beton a fundului artificial si natural, trebuie sa puneti structura TSJ Specificatii tehnice pentru interoperabilitate).
- NOTE:**  
- Baza de manta trebuie sa fie instalata aproximativ la 1 m deasupra caili de evacuare oferind un traseu sigur (4.2.2.7, evacuare trebuie sa fie in siguranta).
- NOTE:**  
- Escorte signs shall be installed on the side walls at a minimum distance between escape signs of 50m (4.2.2.9, Escape Signage TSJ).
- NOTE:**  
- Semnale de evacuare trebuie sa fie instalate pe peretii laterali, la o distanta maxima intre semne de evacuare de 50m (4.2.2.9, Escape Signage TSJ).

Code	Value	Code	Value	Code	Value	Code	Value	Code	Value
E	A	1	0	1	0	1	0	1	0