

D					
C					
B					
A					
Indice Index	Data Date	Modificare Modification/Revision	Proiectant Designer	Aprobat Consultant Approved Consultant	Aprobat CFR Approved CFR



GUVERNUL ROMANIEI
ROMANIAN GOVERNMENT



PROIECT FINANȚAT DE UNIUNEA EUROPEANĂ
EUROPEAN UNION FINANCED PROJECT


C.N.C.F. "C.F.R." - S.A.

CLIENT / CLIENT



ITALFERR
GRUPPO FERROVIE DELLO STATO
Joint Venture leader







Scott Wilson



OBERMEYER
PLANEN + BERATEN GmbH



TECNIC
Consulting Engineers

CONSULTANT / CONSULTANT		Data Date	Semnătură Signature
Aprobat Approved	Șef proiect Project manager	R. Liuzza	
Aprobat Approved	Coordonator Secțiune 1 Section 1 Coordinator	C. Gambelli	
Verificat Checked	Tunel Expert Tunnel Expert	C. Gambelli	
Întocmit Elaborated	Proiectant Designer	P. Amodio	

SUBCONSULTANT / SUBCONSULTANT

Aprobat Approved	Responsabil Subconsultant Subconsultant Responsible	Întocmit Elaborated	Proiectant Designer	Proiect/Project
				Reabilitarea liniei de cale ferată Brașov - Simeria, parte componentă a coridorului IV Pan European, pentru circulația trenurilor cu viteză maximă de 160 km/h. Secțiune 1 Brașov - Sighisoara
				Project/Project 2004/RO/16/P/PA/003
				Rehabilitation of the railway line Brașov - Simeria, component Part of the IV Pan-European Corridor, for the trains circulation with maximum speed of 160 km/h. Section 1 Brașov - Sighisoara
				Faza / Phase: P.Th. / T.D.

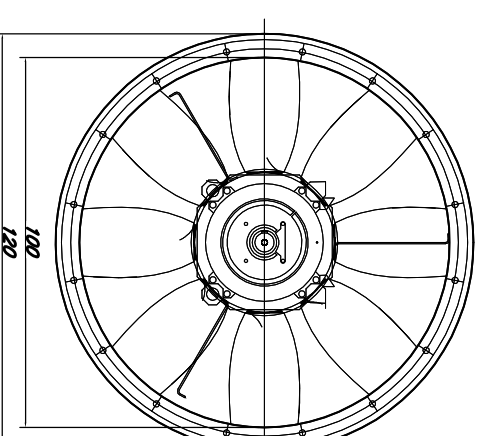
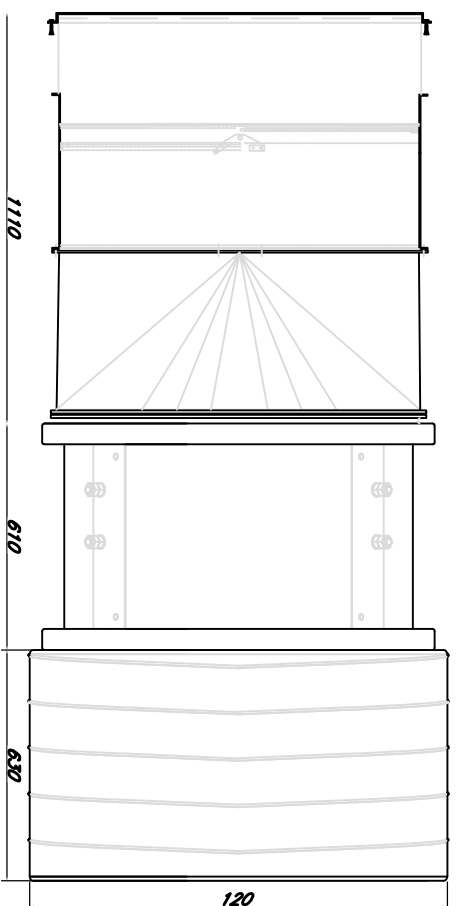
Denumire desen / Drawing Title : TUNNEL/TUNELUL HOMOROD
NATURAL TUNNEL/TUNELUL NATURAL

Ventilation system/Sistem de ventilație
 Pressurization system-Detailed design/Sistemul de presurizare-Detaii de executie

Codificare / Codification System	Scara / Scale	LOT	Nr. / No
1:50			

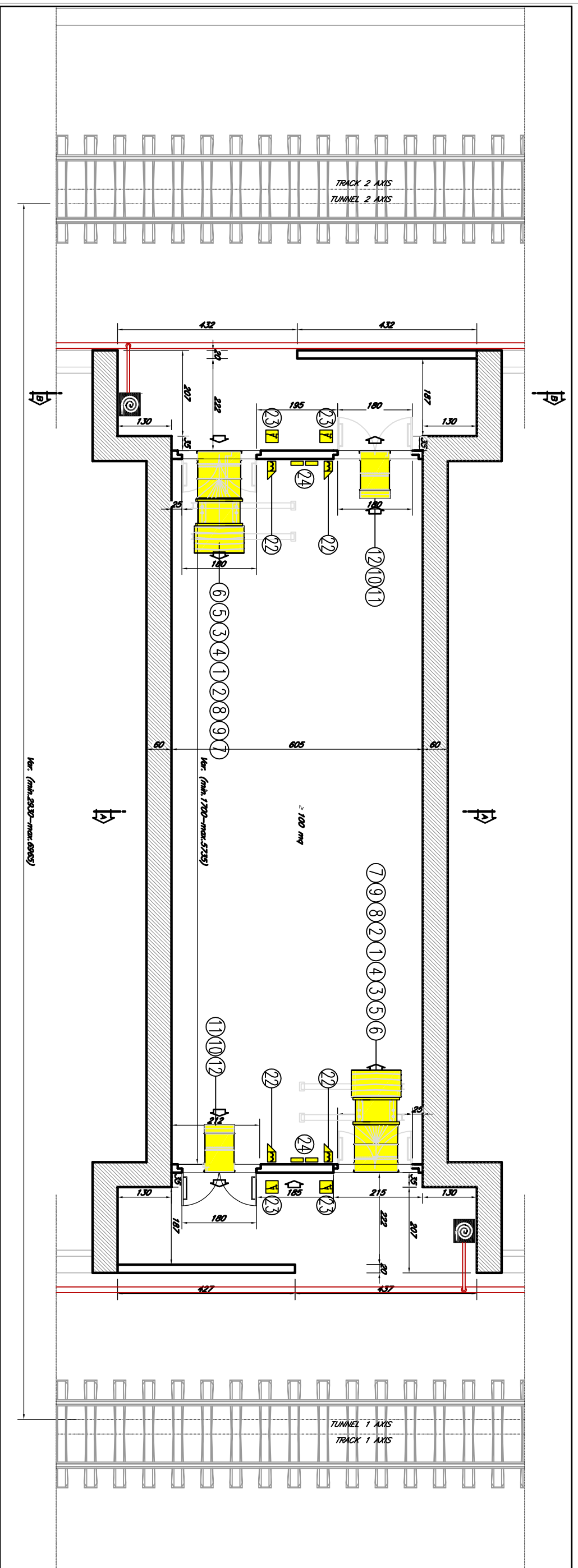
E A 5 1 0 1 C 1 2 L X T S 2 0 6 1 0 0 5 0

AXIAL FAN DETAIL/DETALII DE VENTILATOARE AXIALE scale 1:20



AXIAL FANS CHARACTERISTIC/CARACTERISTICI DE VENTILATOARE AXIALE

- Diameter impeller/Diametru rotor: 1003 mm
- Air Capacity/Capacitate de aer: 10,6 m³/s
- Total Pressure/Total de presiune: 509 Pa
- Power motor/putere motor: 7,5 kW



LEGENDA/LEGENDA

- 1 – JET FAN/VENTILATOARE Q=10,6 mc/s – P.M.=7,5 kW
- 2 – PROTECTION NETWORK FAN/VENTILATOR SECURITATE RETEA
- 3 – JOINT CIRCULAR-RECTANGULAR IN STEEL PLATE MIXT CIRCULAR-RECTANGULAR IN PLACA DE OTEL
- 4 – FLEXIBLE COUPLING FLANGE/FLEXIBILE CUPPLARE FLANSE
- 5 – GALVANIZED STEEL FIRE DAMPER Dim.1000x1000mm AMORTIZOR FOC IN GALVANIZAT OTEL Dim.1000x1000mm
- 6 – GRID IN STEEL GALVANIZED Dim.1000x1000mm GRID IN OTEL GALVANIZAT Dim.1000x1000mm
- 7 – GALVANIZED STEEL MUFFLER SILENCER IN GALVANIZAT OTEL
- 8 – SUPPORT AMTIBRATION WITH SPRING HELICAL SPRUIN SILENT DE PRIMAVARA ELICOIDALE
- 9 – ANCHORAGE PLATE IN GALVANIZED STEEL Spessa.10mm PLACA DE ANCORARE IN OTEL GALVANIZAT Spessa.10mm
- 10 – FIRE DAMPER IN GALVANIZED STEEL Dim.1000x700mm FOC AMORTIZOR IN OTEL GALVANIZAT Dim.1000x700mm
- 11 – MOTORIZED CONTROL DAMPER IN GALVANIZED STEEL AMORTIZOR DE CONTROL MOTORIZAT Dim.1000x700mm
- 12 – GRID IN STEEL GALVANIZED/GRID IN OTEL GALVANIZAT Dim.1000x700mm
- 22 – ELECTRIC LOCK/ELECTRIC BLOCAREA
- 23 – DOOR STATUS SENSOR/SENZOR DE STARE USI
- 24 – AGREEMENT EXIT SIGNS/SEMNALIZA UN ACORD DE ESRE

AXIAL FAN INSTALLATION DETAIL/DETALII DE INSTALATIE VENTILATOARE AXIALE

