

| | | | | | |
|--------------|-----------|----------------------------------|---------------------|--|--------------------------|
| D | | | | | |
| C | | | | | |
| B | | | | | |
| A | | | | | |
| Indice Index | Data Date | Modificare Modification/Revision | Proiectant Designer | Aprobat Consultant Approved Consultant | Aprobat CFR Approved CFR |








C.N.C.F. "C.F.R." - S.A.

CLIENT / CLIENT



CONSULTANT / CONSULTANT

| | | Șef proiect Project manager | R. Liuzza | Data Date | Semnătură Signature |
|---------------------|----------------------------|-----------------------------|-----------|-----------|---|
| Aprobat Approved | Proiect manager | | | |  |
| Aprobat Approved | Coordonator Section 1 | C. Gambelli | | |  |
| Verificat Checked | Tunel Expert Tunnel Expert | C. Gambelli | | |  |
| Întocmit Elaborated | Proiectant Designer | P. Amodio | | |  |

SUBCONSULTANT / SUBCONSULTANT

| Aprobat Approved | Responsabil Subconsultant Subconsultant Responsible | Întocmit Elaborated | Proiectant Designer | Proiect/Project |
|------------------|---|---------------------|---------------------|--|
| | | | | Reabilitarea liniei de cale ferată Brașov - Simeria, parte componentă a coridorului IV Pan European, pentru circulația trenurilor cu viteză maximă de 160 km/h. Section 1 Brașov - Sighisoara |
| | | | | 2004/RO/16/P/PA/003 |
| | | | | Faza / Phase: P.Th. / T.D. |

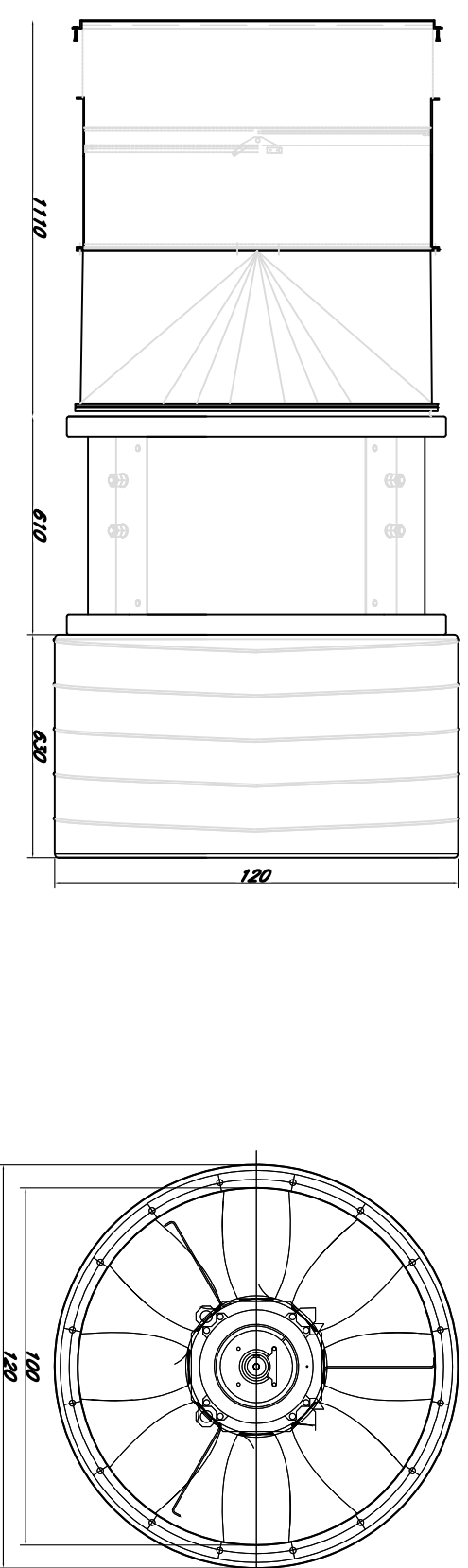
Denumire desen / Drawing Title : **TUNNEL/TUNELUL ORMENIS**
NATURAL TUNNEL/TUNELUL NATURAL

Ventilation system/Sistem de ventilație
 Pressurization system-Detailed design/Sistemul de presurizare-Detaii de executie

| | | | |
|----------------------------------|---------------|-----|----------|
| Codificare / Codification System | Scara / Scale | LOT | Nr. / No |
|----------------------------------|---------------|-----|----------|

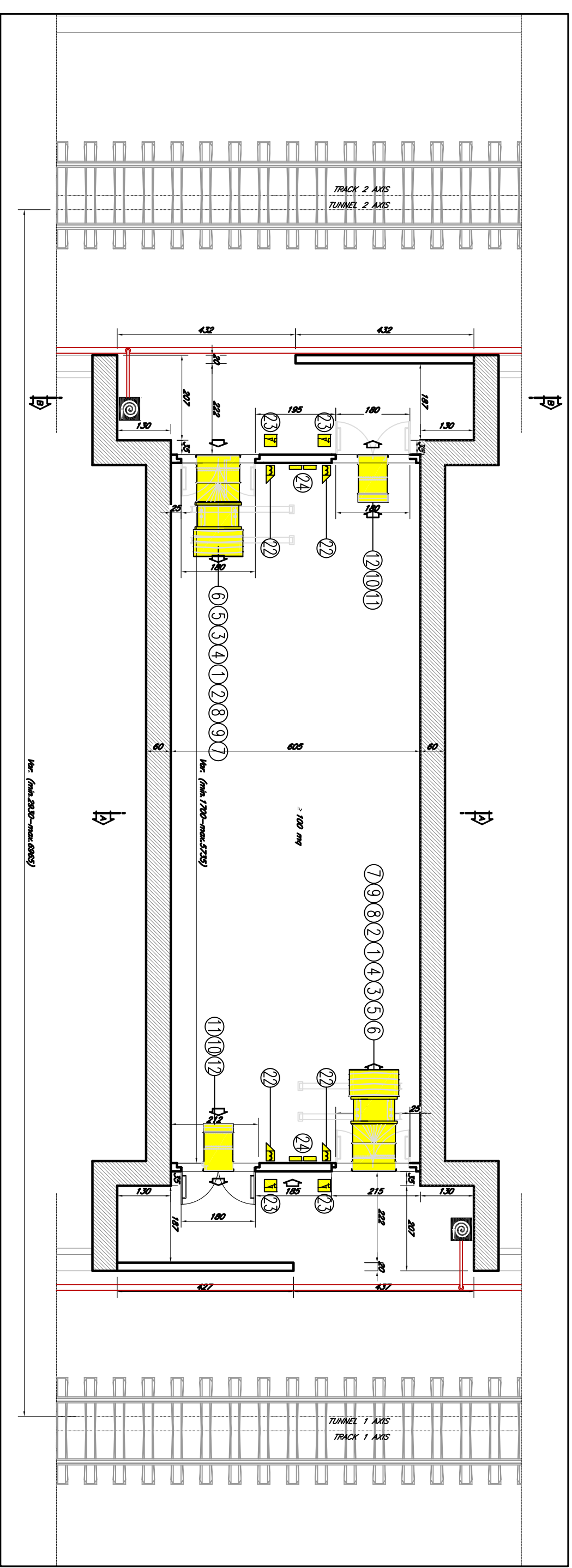
E **A** **5** **1** **0** **1** **C** **1** **0** **L** **X** **T** **S** **1** **0** **1** **1** **0** **0** **5** **0**

AXIAL FAN DETAIL/DETALII DE VENTILATOARE AXIALE scale 1:20



AXIAL FANS CHARACTERISTIC/CARACTERISTICI DE VENTILATOARE AXIALE

- Diameter impeller/Diametru rotor: 1003 mm
- Air Capacity/Capacitate de aer: 10,6 m³/s
- Total Pressure/Total de presiune: 509 Pa
- Power motor/putere motor: 7,5 kW



LEGENDA/LEGENDA

- 1 - JET FAN/VENTILATOARE Q=10,6 mc/s - P.M.=7,5 kW
- 2 - PROTECTION NETWORK FAN/VENTILATOR SECURITATE REȚEA
- 3 - JOINT CIRCULAR-RECTANGULAR IN STEEL PLATE
MIXT CIRCULAR-RECTANGULAR IN PLAȚA DE OTEL
- 4 - FLEXIBLE COUPLING FLANGE/FLEXIBILE CUPPLARE FLANSE
- 5 - GALVANIZED STEEL FIRE DAMPER Dim.1000x1000mm
AMORTIZOR FOC IN GALVANIZAT OTEL Dim.1000x1000mm
- 6 - GRID IN STEEL GALVANIZED Dim.1000x1000mm
GRID IN OTEL GALVANIZAT Dim.1000x1000mm
- 7 - GALVANIZED STEEL MUFFLER
SILENCER IN GALVANIZAT OTEL
- 8 - SUPPORT ANTIVIBRATION WITH SPRING HELICAL
SPRINJ SILENT DE PRIMĂVARĂ ELICOIDALE
- 9 - ANCHORAGE PLATE IN GALVANIZED STEEL Spess.10mm
PLAȚA DE ANCORARE IN OTEL GALVANIZAT Spess.10mm
- 10- FIRE DAMPER IN GALVANIZED STEEL Dim.1000x700mm
FOC AMORTIZOR IN OTEL GALVANIZAT Dim.1000x700mm
- 11- MOTORIZED CONTROL DAMPER IN GALVANIZED STEEL
AMORTIZOR DE CONTROL MOTORIZAT Dim.1000x700mm
- 12- GRID IN STEEL GALVANIZED/GRID IN OTEL GALVANIZAT Dim.1000x700mm
- 22- ELECTRIC LOCK/ELECTRIC BLOCAREA
- 23- DOOR STATUS SENSOR/SENZOR DE STARE USI
- 24- AGREEMENT EXIT SIGNS/SEMNEAZA UN ACORD DE IESIRE

AXIAL FAN INSTALLATION DETAIL/DETALII DE INSTALATIE VENTILATOARE AXIALE

