PLANT WITH ELECTRICAL AND DUCTS EQUIPMENTS/ PLANTE CU ECHIPAMENTE ELECTRICE ŞI CONDUCTE

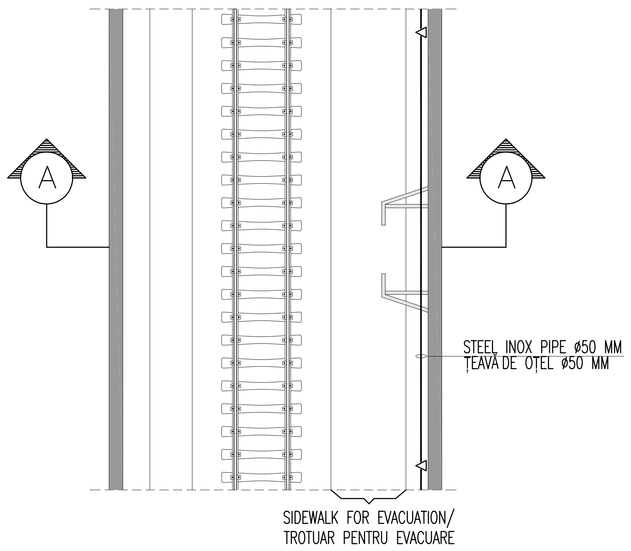

PLANT WITH LFM SYSTEMS/ PLANTE CU SISTEME LFM

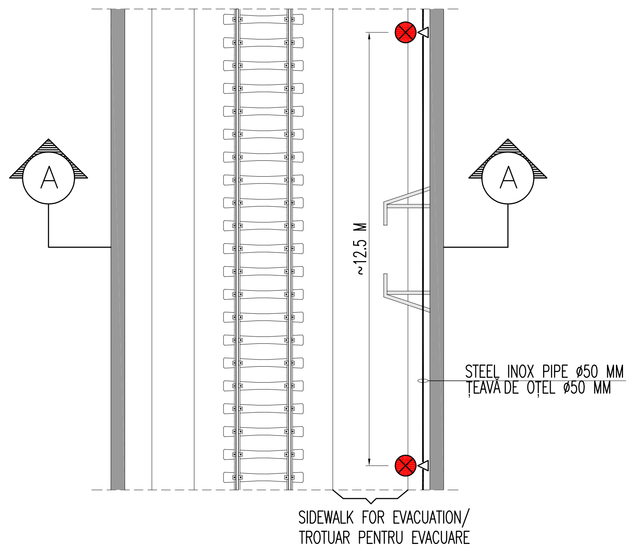

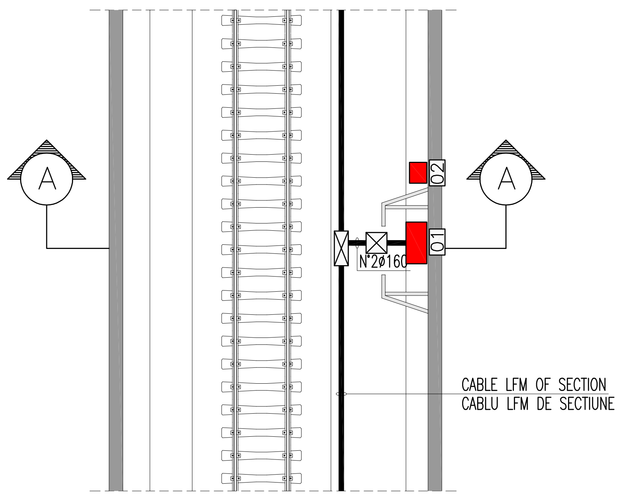

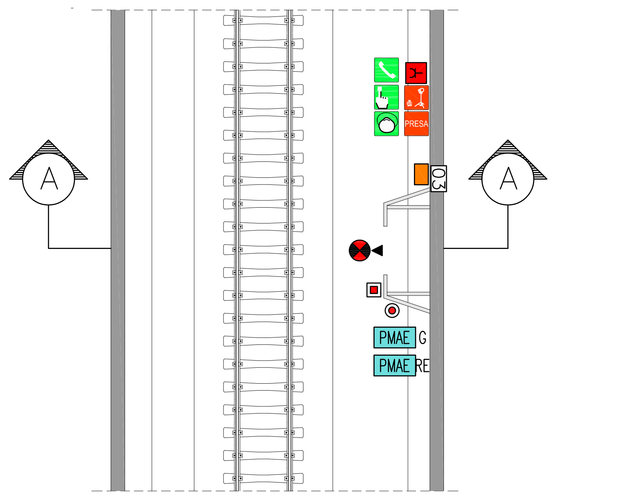

SECTION A-A/SECTIUNE A-A

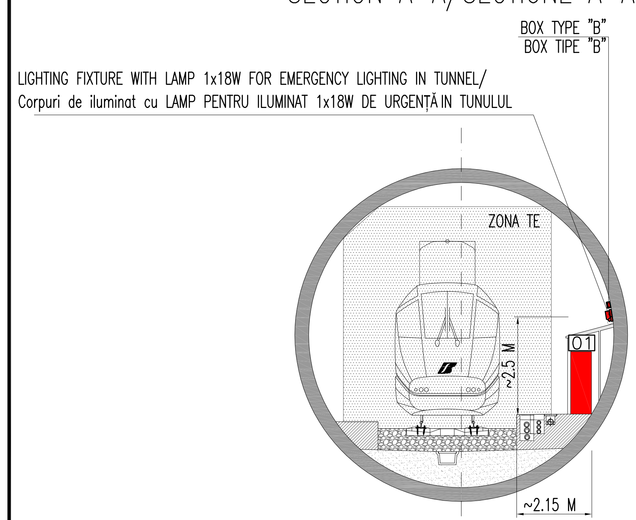

SECTION A-A/SECTIUNE A-A

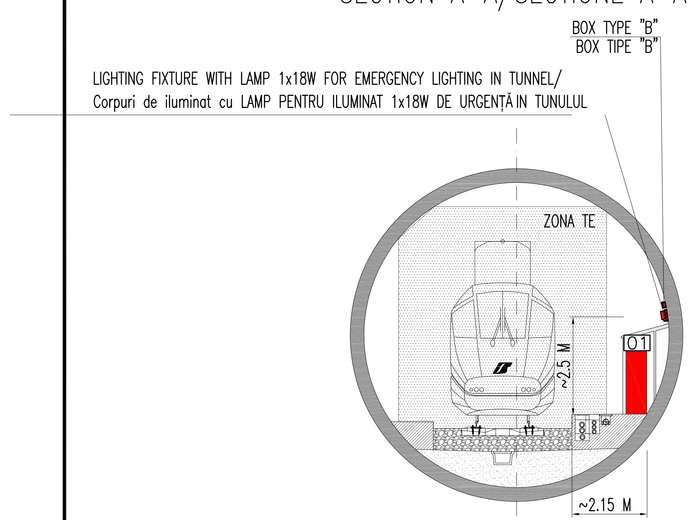

EQUPMENT LEGEND/UTILAJE LEGENDA

Q1	PANEL OF SECTION QdT/CADRU DE SECTIUNE QdT
Q2	ARMADIO PER BOBINA AVVOLGICAVO
Q3	COLUMNS/COLOANE TEM/DS

SYMBOLS LEGEND/LEGENDA SIMBOLURI

	POLYETHYLENE FLEXIBLE PIPE FLOOR RECESSED/FURTUN POLIETILENA ÎNCASTRATE ETAJ
	WELL/BINE
	PIPELINE ASCENDING/PIPELINE ASCENDENTĂ
PMAE	PERIPHERAL DEVICE/PERIFERIC DISPOZITIV MAE E – EMERGENCY LIGHT BUTTON/URGENŢĂ LUMINA BUTONULUI G – GENERAL LIGHTING LAMPS/ILUMINAT GENERAL LAMPI R – LAMPS OF REFERENCE BYPASS–NICHE/LĂMPI DE REFERINŢĂ BYPASS–NISA
	N°2 SOCKETS 230 V FOR FIRE BRIGADE/N°2 PRIZE 230 V PENTRU POMPIERI
	PULSANTE CON LAMPADA SPIA
	PULSANTE CON LAMPADA SPIA IN NICCHIONI
	LIGHT FIXTURES 1X18 W EMERGENCY LIGHTING/PROGRAME DE LUMINĂ 1X18 W ILUMINAT DE URGENŢĂ
	LIGHT FIXTURES 1X18 W REFERENCE LIGHTING/PROGRAME DE LUMINĂ 1X18 W ILUMINAT DE REFERINŢĂ
	LIGHT FIXTURES 1X18 W GENEREAL LIGHTING/PROGRAME DE LUMINĂ 1X18 W ILUMINAT GENERAL
	JUNCTION BOX TYPE A/JUNCTION BOX TIPE A
	JUNCTION BOX TYPE B/JUNCTION BOX TIPE B
	EMERGENCY EXIT SIGN/INSCRIERE IEŞIRE DE URGENŢĂ
	EMEMRGENCY TELEPHONE SIGN/INSCRIERE TELEFON DE URGENŢĂ
	FILTER MASKS SIGN/INSCRIERE MASTI FILTRU
	BUTTON EMERGENCY LIGHTS SIGN/INSCRIERE URGENŢĂ BUTTON LUMINI
	HYDRANT SIGN/INSCRIERE HIDRANT
	ELECTRICAL PLUG TO RESCUE TEAMS/PRIZĂ ELECTRICĂ PENTRU A SALVA
	EMERGENCY EQUIPMENT TO RESCUE TEAMS/ECHIPAMENT DE URGENŢĂ PENTRU A SALVA
A	ON/OFF ALARM POINT WITH BADGE/PUNCTUL ACTIVAREA– OPRITAL ALARMĂ CU BADGE
A	ACCESS CONTROL AND INTRUSION DETECTION UNIT/CENTRAL DE CONTROLUL ACCES SI DE DETECTIE A INTRUZIUNILOR
	DUAL TECHNOLOGY DETECTORS/DETECTOARE DUAL TEHNOLOGIE
	STATE DOOR DETECTOR/DETECTOR STAT UŞĂ
	SMOKE DETECTION SENSOR/DETECTIE FUM SENSOR
	CENTRAL LOCAL TECHNICAL FIRE DETECTION–BYPASS–NICHE/CENTRAL TEHNIC LOCAL DE DETECTARE A INCENDIILOR–BYPASS–DE NISA
	SPEAKER HORN WITH POWER P=10 W/DIFUZOR HORN CU PUTERE P=10
TEM	TELEPHONE COLUMN TEM_DS/TELEFON COLOANA TEM_DS

GENERAL PLAN / PLANUL GENERAL

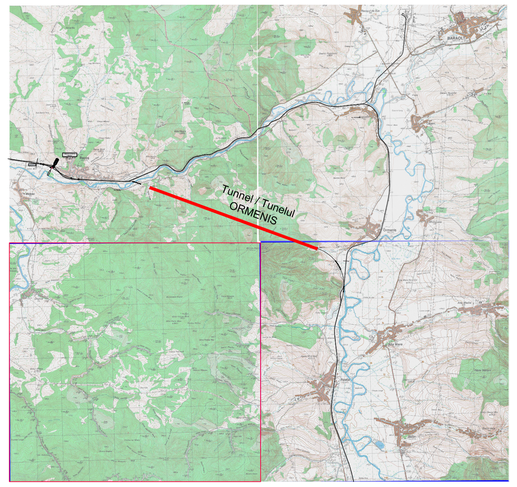

Indice Index	Data Date	Modificare Modification/Revision	Proiectant Designer	Aprobat Consultant Approved Consultant	Aprobat CFR Approved CFR
D					
C					
B					
A					

GUVERNUL ROMANIEI
ROMANIAN GOVERNMENT

PROIECT FINANŢAT DE UNIUNEA EUROPEANĂ
EUROPEAN UNION FINANCED PROJECT

C.N.C.F. "C.F.R." - S.A.

CLIENT / CLIENT

ITALFERR GRUPPO FERROVIE DELLO STATO Joint Venture leader
Scott Wilson
OBERMEYER PLANEN + BERATEN GmbH
TECNIC Consulting Engineers

CONSULTANT / CONSULTANT

			Data Date	Semnătură Signature
Aprobat Approved	Şef proiect Project manager	R. Liuzza		
Aprobat Approved	Coordonator Secţiune 1 Section 1 Coordinator	C. Gambelli		
Verificat Checked	Tunel Expert Tunnel Expert	C. Gambelli		
Întocmit Elaborated	Proiectant Designer	P. Amodio		

SUBCONSULTANT / SUBCONSULTANT

Aprobat Approved	Responsabil Subconsultant Subconsultant Responsible			
Întocmit Elaborated	Proiectant Designer			

Reabilitarea liniei de cale ferata Braşov - Simeria, parte componentă a coridorului IV Pan European, pentru circulaţia trenurilor cu viteza maximă de 160 km/h. Sectiune 1 Brasov - Sighisoara

Rehabilitation of the railway line Braşov - Simeria, component Part of the IV Pan-European Corridor, for the trains circulation with maximum speed of 160 km/h. Section 1 Brasov - Sighisoara

Proiect/Project
2004/RO/16/P/PA/003

Faza / Phase:
P.Th. / T.D.

Denumire desen / Drawing Title : **TUNNEL/TUNELUL ORMENIS**

NATURAL TUNNEL/TUNELUL NATURAL
Safety Tunnel Power Supply system /Sistem de alimentare de siguranţă a tunelui
Local technological Layout and characteristic sections in tunnel LFM system
Plan de situaţie tehnologice şi secţiuni caracteristicile în tunelul Sistem LFM

Codificare / Codification System

Scara / Scale	LOT	Nr. / No
-		1/2

E A 5 1 | 0 1 | C | 1 0 | L X | T S | 1 0 | 1 | 6 | 0 1 6 | 0