SECTIUNE TRANSVERSALA G-G/G-G CROSS SECTION

Sc. 1:20

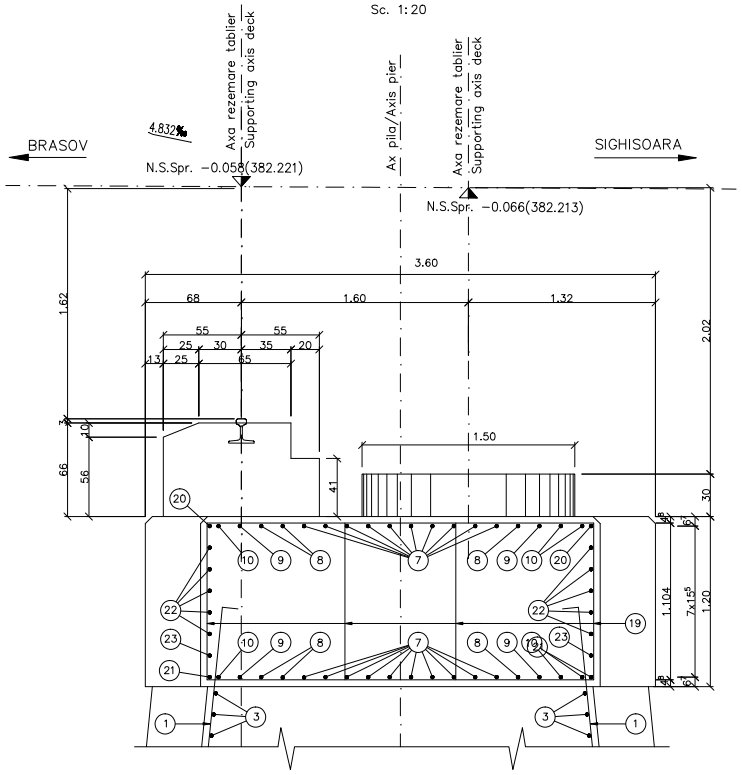

Axa rezemare tablier
Supporting axis deck
Ax pila/Axis pier
Axa rezemare tablier
Supporting axis deck
4.832‰
BRASOV
SIGHISOARA
N.S.Spr. -0.058(382.221)
N.S.Spr. -0.066(382.213)
3.60
68
1.60
1.32
55
55
25
30
35
20
13
25
65
1.62
10
66
56
41
1.50
30
2.02
1.104
7x15⁵
1.20
20
10
9
8
7
8
9
10
20
22
22
23
23
21
19
1
3
3
1

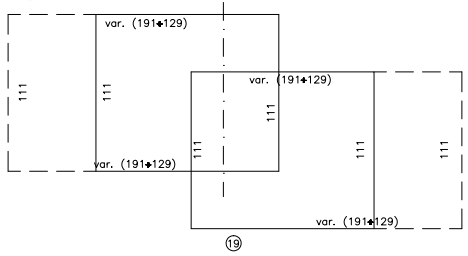

⑲ 2x2x9 ø16 Lmed=5.65 m S345
var. (191÷129)
var. (191÷129)
var. (191÷129)
var. (191÷129)
111
111
111
111
111
111
⑲

SECTIUNE TRANSVERSALA E-E/E-E CROSS SECTION

Sc. 1:20

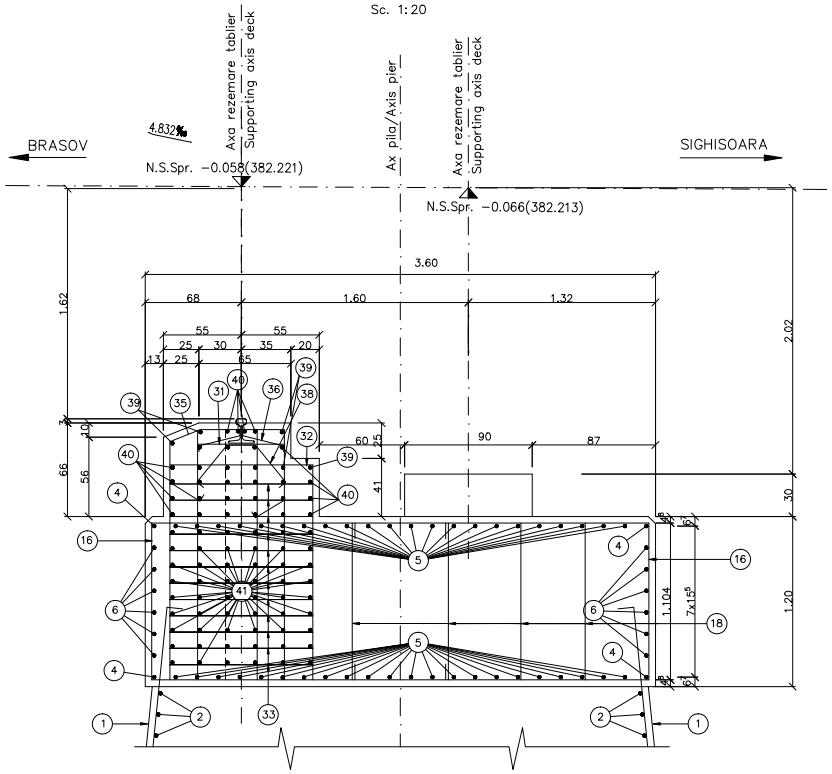

Axa rezemare tablier
Supporting axis deck
Ax pila/Axis pier
Axa rezemare tablier
Supporting axis deck
4.832‰
BRASOV
SIGHISOARA
N.S.Spr. -0.058(382.221)
N.S.Spr. -0.066(382.213)
3.60
68
1.60
1.32
55
55
25
30
35
20
13
25
65
60
25
90
87
1.62
10
66
56
41
30
2.02
1.104
7x15⁵
1.20
39
35
31
40
36
38
39
32
39
40
40
4
16
6
41
4
5
5
4
16
6
18
4
1
2
33
2
1

SECTIUNE TRANSVERSALA F-F/F-F CROSS SECTION

Sc. 1:20

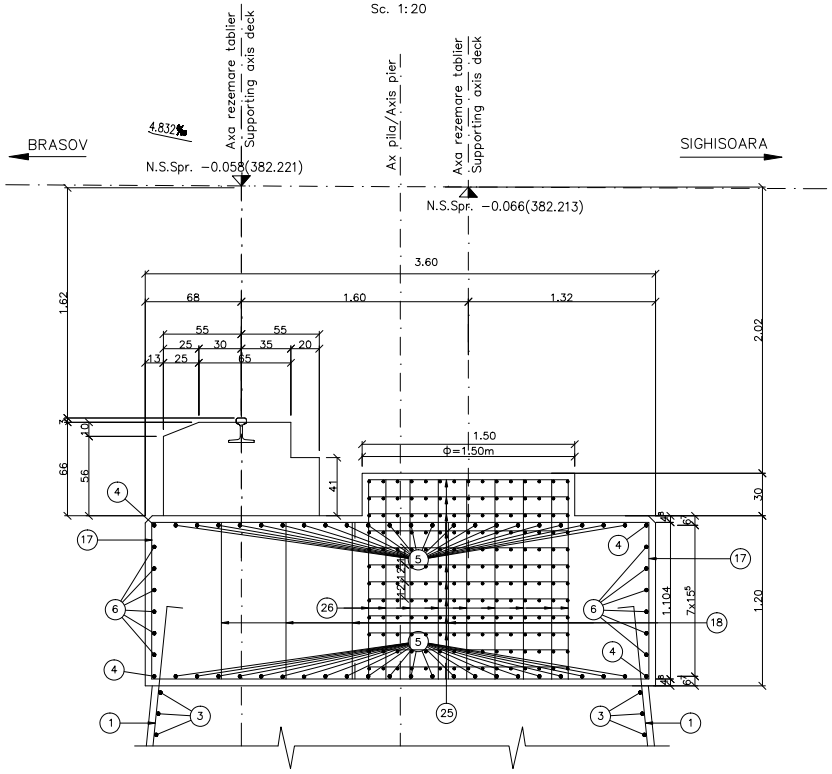

Axa rezemare tablier
Supporting axis deck
Ax pila/Axis pier
Axa rezemare tablier
Supporting axis deck
4.832‰
BRASOV
SIGHISOARA
N.S.Spr. -0.058(382.221)
N.S.Spr. -0.066(382.213)
3.60
68
1.60
1.32
55
55
25
30
35
20
13
25
65
1.50
Φ=1.50m
1.62
10
66
56
41
30
2.02
1.104
7x15⁵
1.20
4
17
6
26
5
5
4
17
6
18
4
4
1
3
25
3
1

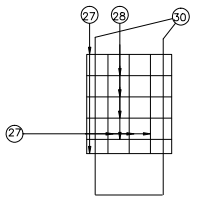

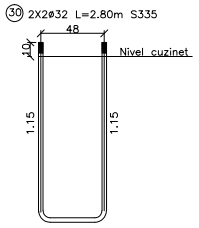

㉚ 2X2ø32 L=2.80m S335
48
10
Nivel cuzinet
1.15
1.15

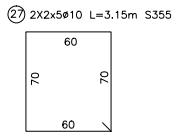

㉗ 2X2x5ø10 L=3.15m S355
60
70
70
60

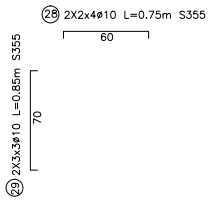

㉘ 2X2x4ø10 L=0.75m S355
60
㉙ 2X3x3ø10 L=0.85m S355
70

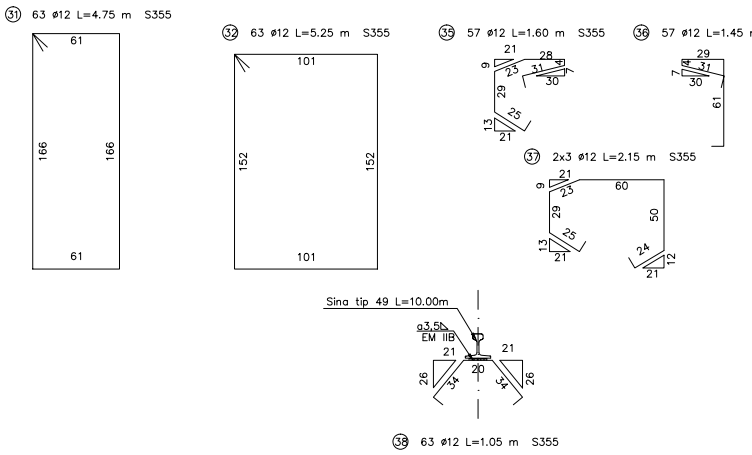

㉛ 63 ø12 L=4.75 m S355
61
166
166
61
㉜ 63 ø12 L=5.25 m S355
101
152
152
101
㉟ 57 ø12 L=1.60 m S355
21
28
9
23
31
4
7
30
29
25
13
21
㊱ 57 ø12 L=1.45 m
29
4
31
7
30
61
㊲ 2x3 ø12 L=2.15 m S355
21
9
23
60
29
50
25
13
21
24
12
21
Sina tip 49 L=10.00m
a3,5
EM IIB
21
21
20
26
34
34
26
㊳ 63 ø12 L=1.05 m S355

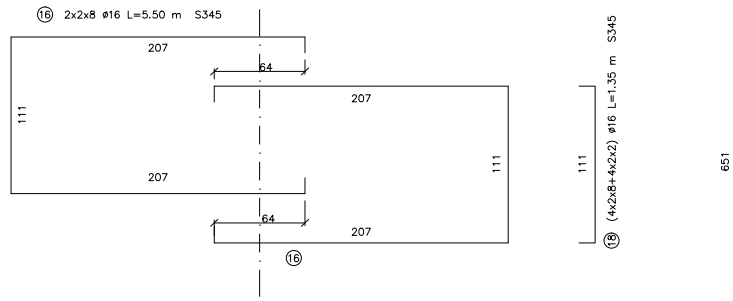

⑯ 2x2x8 ø16 L=5.50 m S345
207
64
207
111
111
207
64
207
⑯
⑱ (4x2x8+4x2x2) ø16 L=1.35 m S345
111
651

ATENTIE/ATENTION

Aprovizionarea aparatelor de reazem se va face inaintea executarii cuzinetilor si a banchetei acestora. In cazul in care inaltimea aparatelor de reazem aprovizionate difera fata de cea considerata in proiect se vor modifica inaltimile pe reazem corespunzator cu noile aparate.

The bearing blocks shall be supplied before building the bearings and their seats. In case the height of the supplied bearing blocks differs from that given in the project, the heights on the seats shall be adjusted so as to comply with the new devices.

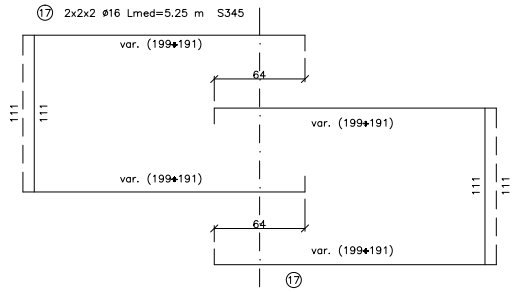

⑰ 2x2x2 ø16 Lmed=5.25 m S345
var. (199÷191)
64
var. (199÷191)
111
111
var. (199÷191)
111
111
64
var. (199÷191)
⑰

SECTIUNE TRANSVERSALA D–D/D–D CROSS SECTION

Sc. 1:20

VEDERE LATERALA B–B/SIDE VIEW B–B

Sc. 1:20

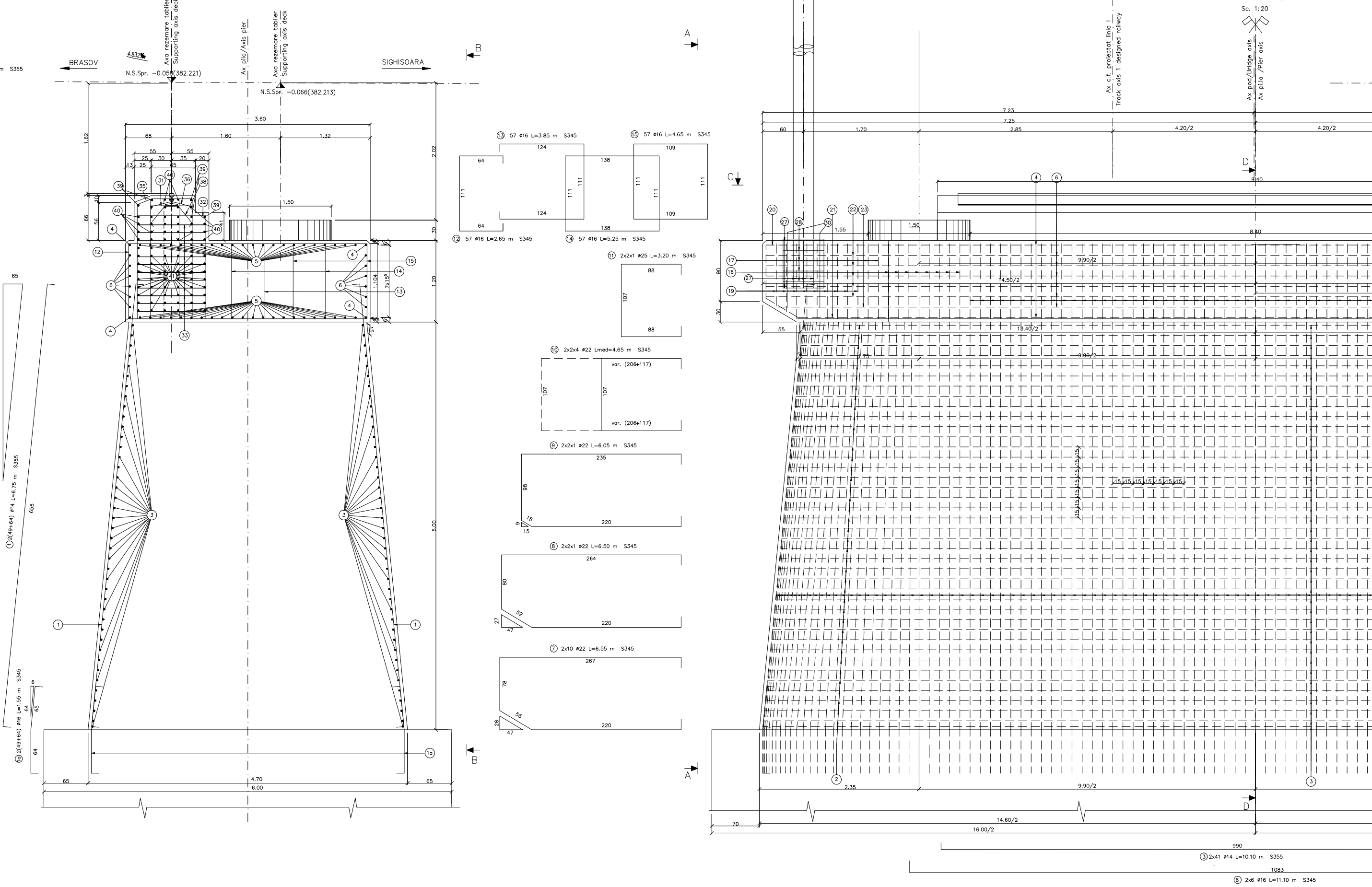
m S355
BRASOV
SIGHISOARA
4.832‰
Axa rezemare tablier
Supporting axis deck
Ax pila/Axis pier
N.S.Spr. –0.058(382.221)
N.S.Spr. –0.066(382.213)
B
3.60
68
1.60
1.32
55
55
25
30
35
20
13
25
65
1.62
2.02
1.50
66
56
10
41
30
1.20
1.104
7x15⁵
6.00
4.70
6.00
65
65
64
65
655
① 2(49+64) ø14 L=6.75 m S355
⑩ 2(49+64) ø16 L=1.55 m S345
6
64
65
64
①
①
①a
③
③
④
⑤
⑥
⑫
⑬
⑭
⑮
㉛
㉜
㉝
㉟
㊱
㊳
㊴
㊵
㊶
⑬ 57 ø16 L=3.85 m S345
124
64
111
⑫ 57 ø16 L=2.65 m S345
⑮ 57 ø16 L=4.65 m S345
109
138
⑭ 57 ø16 L=5.25 m S345
⑪ 2x2x1 ø25 L=3.20 m S345
88
107
⑩ 2x2x4 ø22 Lmed=4.65 m S345
var. (206+117)
107
⑨ 2x2x1 ø22 L=6.05 m S345
235
98
18
9
15
220
⑧ 2x2x1 ø22 L=6.50 m S345
264
80
52
27
47
220
⑦ 2x10 ø22 L=6.55 m S345
267
78
55
28
47
220
A
C
D
Ax c.f. proiectat linia 1
Track axis 1 designed railway
Ax pod/Bridge axis
Ax pila /Pier axis
7.23
7.25
60
1.70
2.85
4.20/2
4.20/2
9.40
8.40
1.55
1.50
90
30
55
9.90/2
14.50/2
13.40/2
9.90/2
1.75
15 15 15 15 15 15 15
⑯
⑰
⑲
⑳
㉑
㉒
㉓
㉗
㉘
㉚
②
③
④
⑥
2.35
9.90/2
14.60/2
16.00/2
70
990
③ 2x41 ø14 L=10.10 m S355
1083
⑥ 2x6 ø16 L=11.10 m S345

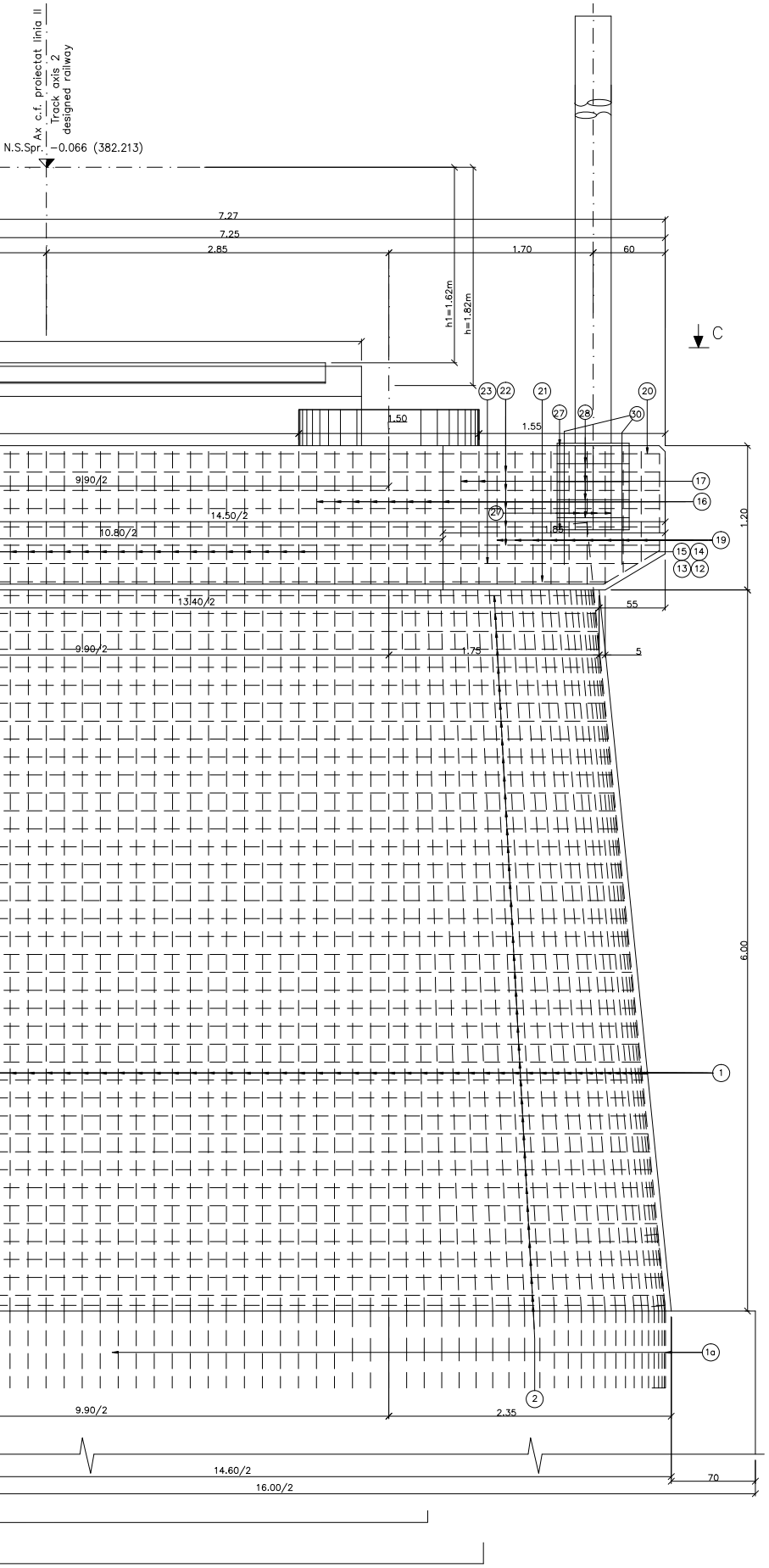
Ax c.f. proiectat linia II
Track axis 2
designed railway
N.S.Spr. -0.066 (382.213)
7.27
7.25
2.85
1.70
60
h1=1.62m
h=1.82m
C
1.50
1.55
9.90/2
14.50/2
10.80/2
1.85
13.40/2
55
9.90/2
1.75
5
1.20
6.00
9.90/2
2.35
14.60/2
16.00/2
70
23 22 21 27 28 30 20 17 16 27 19 15 14 13 12 1 1a 2

ELEVATIE A–A/ A–A ELEVATION

Sc. 1:20

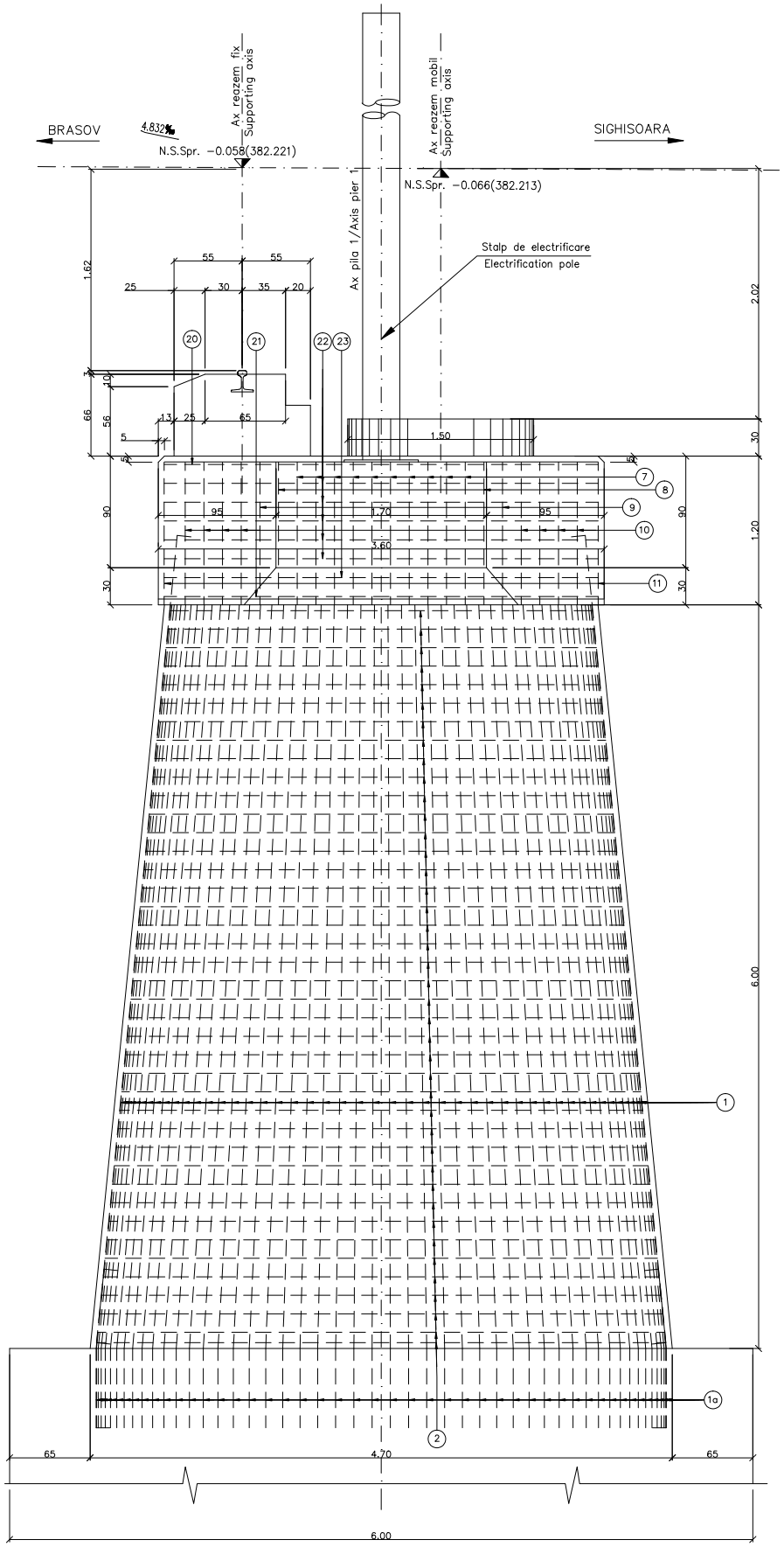
BRASOV
4.832‰
SIGHISOARA
Ax reazem fix
Supporting axis
N.S.Spr. -0.058(382.221)
Ax reazem mobil
Supporting axis
N.S.Spr. -0.066(382.213)
Ax pila 1/Axis pier 1
Stalp de electrificare
Electrification pole
1.62
2.02
55
55
25
30
35
20
10
66
56
13
25
65
5
5
1.50
30
90
95
1.70
95
3.60
90
1.20
30
6.00
65
4.70
65
6.00
20 21 22 23 7 8 9 10 11 1 1a 2

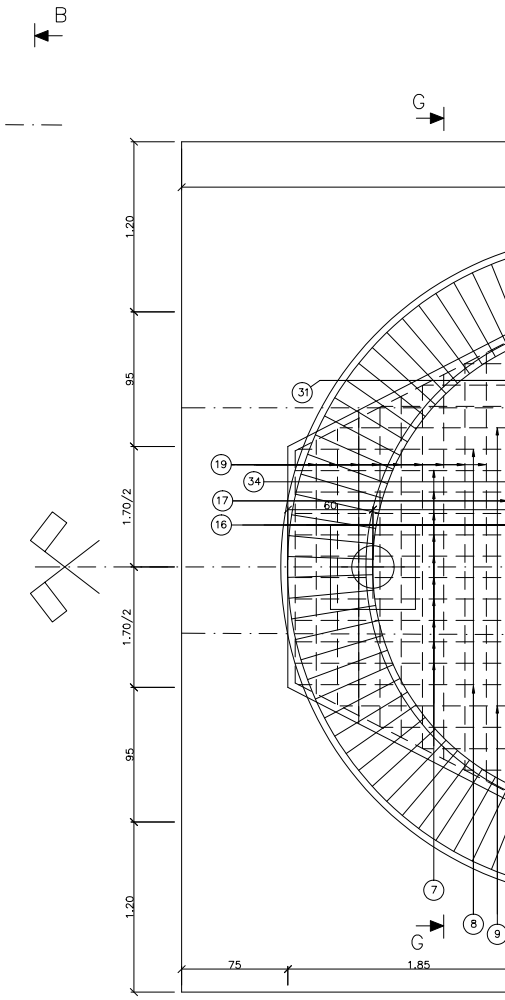
B
G
1.20
95
1.70/2
1.70/2
95
1.20
75
1.85
G
B
31 19 34 17 16 7 8 9
60

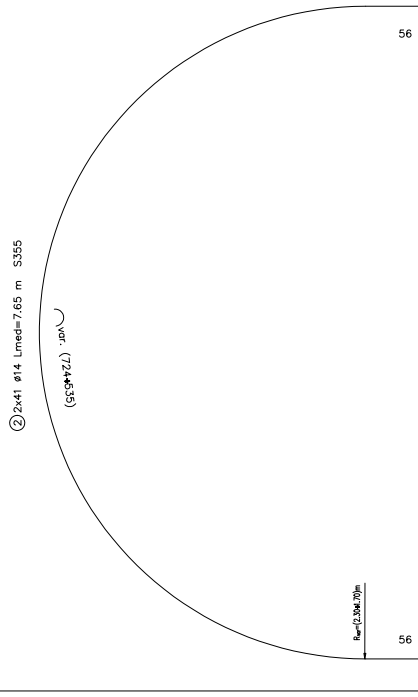
56
②2x41 ø14 Lmed=7.65 m S355
var. (724÷635)
Rmed(2.30÷1.70)m
56

VEDERE C–C/C–C VIEW

Sc. 1:20

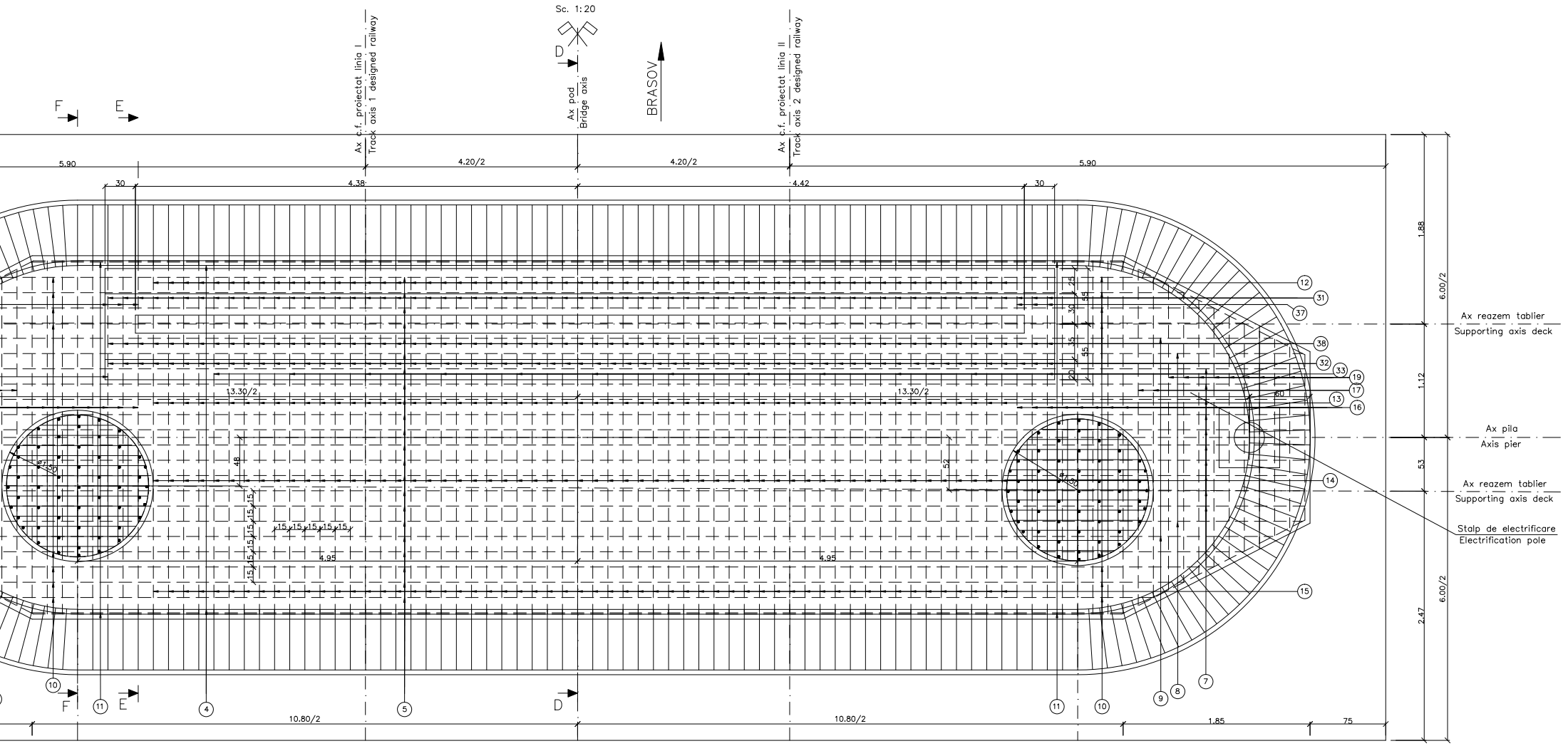
D
BRASOV
F
E
Ax c.f. proiectat linia I
Track axis 1 designed railway
Ax pod
Bridge axis
Ax c.f. proiectat linia II
Track axis 2 designed railway
5.90
4.20/2
4.20/2
5.90
30
4.38
4.42
30
13.30/2
13.30/2
4.95
4.95
1.88
6.00/2
1.12
53
2.47
6.00/2
Ax reazem tablier
Supporting axis deck
Ax pila
Axis pier
Ax reazem tablier
Supporting axis deck
Stalp de electrificare
Electrification pole
12
31
37
38
32
33
19
17
13
16
14
15
7
8
9
10
11
4
5
11
10
10.80/2
10.80/2
1.85
75

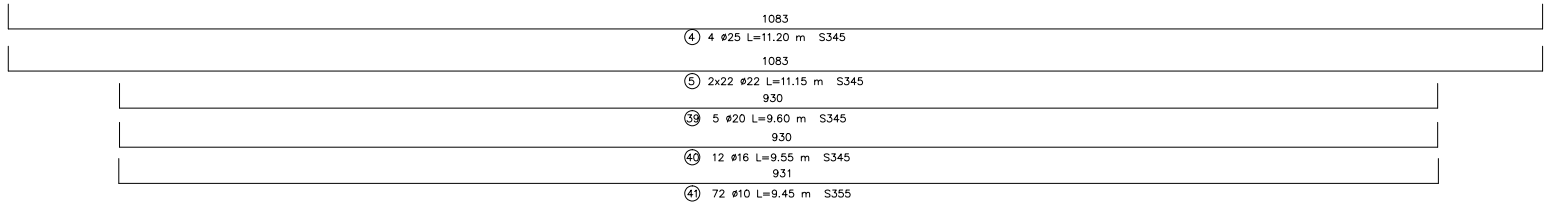
1083
1083
930
930
931

④ 4 ø25 L=11.20 m S345

⑤ 2x22 ø22 L=11.15 m S345

(39) 5 ø20 L=9.60 m S345

(40) 12 ø16 L=9.55 m S345

(41) 72 ø10 L=9.45 m S355

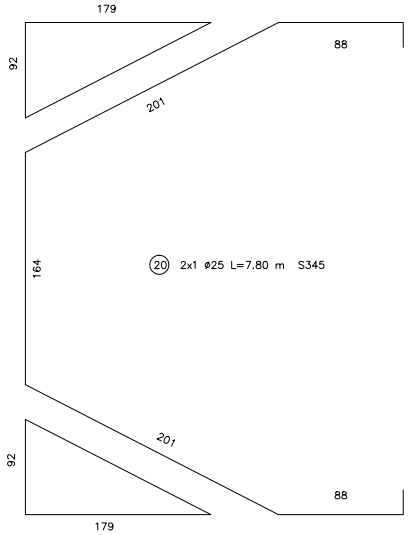
179
88
92
201
164
92
201
88
179

⑳ 2x1 ø25 L=7.80 m S345

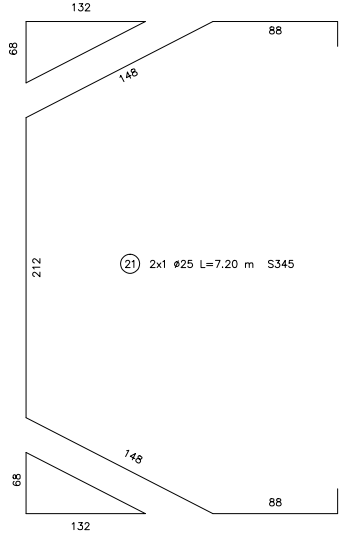
132
88
68
148
212
68
148
88
132

㉑ 2x1 ø25 L=7.20 m S345

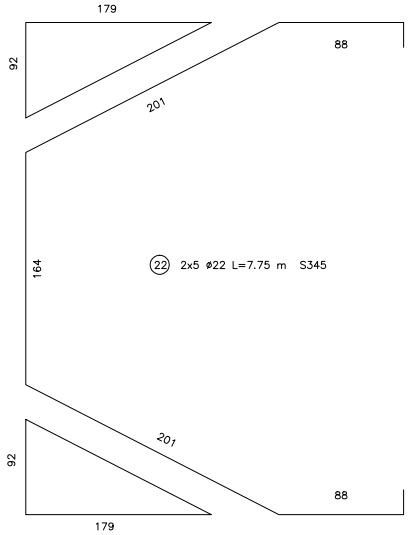
179
88
92
201
164
92
201
88
179

㉒ 2x5 ø22 L=7.75 m S345

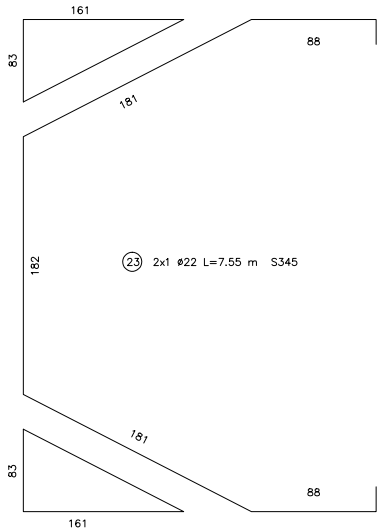
161
88
83
181
182
83
181
88
161

㉓ 2x1 ø22 L=7.55 m S345

㉝ 12x12 ø12 L=5.85 m S355

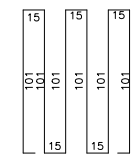
15
15
15
101
101
101
101
15
15

㉞ 12x1 ø12 L=3.50 m S355

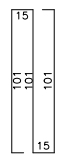
15
101
101
15

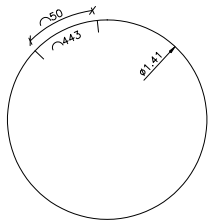

㉔ 2x12 ø12 L=5.10 m S355

EXTRAS DE ARMATURA PENTRU PILE REINFORCEMENT FOR PIERS												
Marca	Diametru	Lung./buc.[m]	Nr.buc.	S355			S345					S335
				Φ10	Φ12	Φ14	Φ16	Φ20	Φ22	Φ25	Φ28	Φ32
1	14	6.75	226			1525.50						
1a	16	1.55	226				350.30					
2	14	7.65	82			627.30						
3	14	10.10	82			828.20						
4	25	11.20	4							44.80		
5	22	11.15	44						490.60			
6	16	11.10	12				133.20					
7	22	6.55	20						131.00			
8	22	6.50	4						26.00			
9	22	6.05	4						24.20			
10	22	4.65	16						74.40			
11	25	3.20	4							12.80		
12	16	2.65	57				151.05					
13	16	3.85	57				219.45					
14	16	5.25	57				299.25					
15	16	4.65	57				265.05					
16	16	5.50	32				176.00					
17	16	5.25	8				42.00					
18	16	1.35	80				108.00					
19	16	5.65	36				203.40					
20	25	7.80	2							15.60		
21	25	7.20	2							14.40		
22	22	7.75	10						77.50			
23	22	7.55	2						15.10			
24	12	5.10	24		122.40							
25	12	40.20	24		964.80							
26	12	1.60	112		179.20							
27	10	3.15	20	63.00								
28	10	0.75	16	12.00								
29	10	0.85	18	15.30								
30	32	2.80	4									11.20
31	12	4.75	63		299.25							
32	12	5.25	63		330.75							
33	12	5.85	144		842.40							
34	12	3.50	12		42.00							
35	12	1.60	57		91.20							
36	12	1.45	57		82.65							
37	12	2.15	6		12.90							
38	12	1.05	57		59.85							
39	20	9.60	5					48.00				
40	16	9.55	12				114.60					
41	12	9.45	72		680.40							
Lungimi totale pe diametre			(m)	90.30	3707.80	2981.00	2062.30	48.00	838.80	87.60	0.00	11.20
Masa pe metru liniar			(kg/ml)	0.617	0.888	1.208	1.578	2.466	2.984	3.853	4.834	6.313
Masa pe diametre			(kg)	55.67	3291.84	3602.28	3255.00	118.38	2503.02	337.56	0.00	70.71
Masa pe tip otel			(kg)	6949.79			6213.95					70.71
Masa totala pila			(kg)	13234.45								
Pierderi 5%			(kg)	661.72								
Masa totala o pila			(kg)	13900.00								

TOTAL POD (2 PILE): 2 x 13900kg=27800.00kg
TOTAL BRIDGE (2 PIERS): 2 x 13900kg=27800.00kg

SECTIUNE a–a/a–a CROSS SECTION

Sc. 1:20

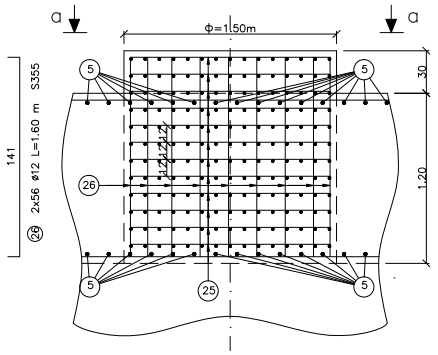
a
a
Φ=1.50m
5
5
5
5
26
25
30
1.20
141
12
12
12
12
㉖ 2x56 ø12 L=1.60 m S355

㉕ Plasa 2x12 ø12 L=40.20 m S355

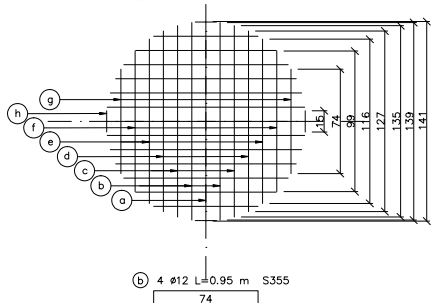
g
h
f
e
d
c
b
a
15
74
99
116
127
135
139
141

ⓑ 4 ø12 L=0.95 m S355

74

SECTIUNE a–a/a–a CROSS SECTION

Sc. 1:50

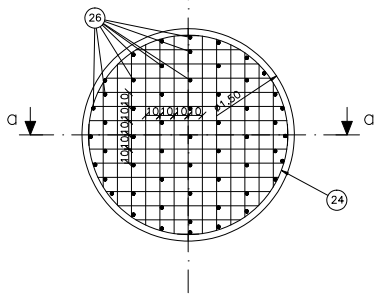
a
a
26
24
10
10
10
10
10
10
1.50

EXTRAS DE ARMATURA PENTRU O PLASA

MARCA	DIAMETRU	BUC. ASEMENEA	LUNGIME PE BUCATA	LUNGIME/ø
				S355
				ø12
a	12	4	0.35	1.40
b	12	4	0.95	3.80
c	12	4	1.20	4.80
d	12	4	1.35	5.40
e	12	2	1.45	5.80
f	12	2	1.55	6.20
g	12	2	1.60	6.40
h	12	2	1.60	6.40
LUNGIMI PE DIAMETRU			(m)	40.20

Se interzice copierea, difuzarea, imprumutarea sau utilizarea in alte scopuri, fara permisiunea AREX *Lider* Company ca proprietar al desenului.

This drawing is forbidden to be copied, lent or used in other purposes than those previously approved by AREX *Lider* Company as its owner.

Indice Index	Data Date	Modificare Modification/Revision	Proiectant Designer	Aprobat Consultant Approval Consultant	Aprobat CFR Approval CFR
A	12.2011	Revizia 1 1 Revision	Dinu Andreea		
B					
C					

GUVERNUL ROMANIEI
ROMANIAN GOVERNMENT

PROIECT FINANȚAT DE UNIUNEA EURO
EUROPEAN UNION FINANCED PR

CLIENT / CLIENT

C.N.C.F. "C.F.R." - S.A.

ITALFERR GRUPPO FERROVIE DELLO STATO Joint Venture leader

Scott Wilson

OBERMEYER PLANEN + BERATEN GmbH

TECNIC Consulting Engineers

CONSULTANT / CONSULTANT

			Data Date	Semnătură Signature
Aprobat Approved	Şef proiect Project manager	R. Liuzza	03.2012	
Aprobat Approved	Coordonator Secțiune 1 Section 1 Coordinator	C. Gambelli	03.2012	
Verificat Checked	Expert Cheie Checking Expert	V. Kallidromitis	03.2012	VK

SUBCONTRACTANT / SUBCONTRACTOR AREX Lider COMPANY

Aprobat Approved	Responsabil Subconsultant Subconsultant Responsible	A.Stanciu - Dinulescu	03.2012	
Întocmit Elaborated	Proiectant Designer	Carmen Balan	03.2012	

Reabilitarea liniei de cale ferata Brașov - Simeria, parte componentă a coridorului IV Pan European, pentru circulația trenurilor cu viteza maximă de 160 km/h,
Tronsonul : Brașov - Sighișoara
Rehabilitation of the railway line Brașov - Simeria, component Part of the IV Pan-European Corridor, for the trains circulation with maximum speed of 160 km/h,
Section : Brașov - Sighișoara

Proiect/Project
2004/RO/16/P/PA/003

Faza / Phase:
P.Th. / T.D.
D.E. / E.D.

Denumire desen / Drawing Title :

INTERVAL / SECTION ARCHITA - VANATORI
POD / BRIDGE Km 267+963.152 D=12.00m+35.00m+12.00m
PLAN ARMARE PILE/PIERS REINFORCING PLAN

Codificare / Codification System	Scara / Scale 1:20	LOT / LOT	Nr. / No 01 / 01

E A 5 1 | 0 1 | E | 1 6 | B C | P V | 0 4 | 0 | 2 | 0 1 4 | 0

700x3900