PRODUCED BY AN AUTODESK EDUCATIONAL PRODUCT

SECTIUNE C-C

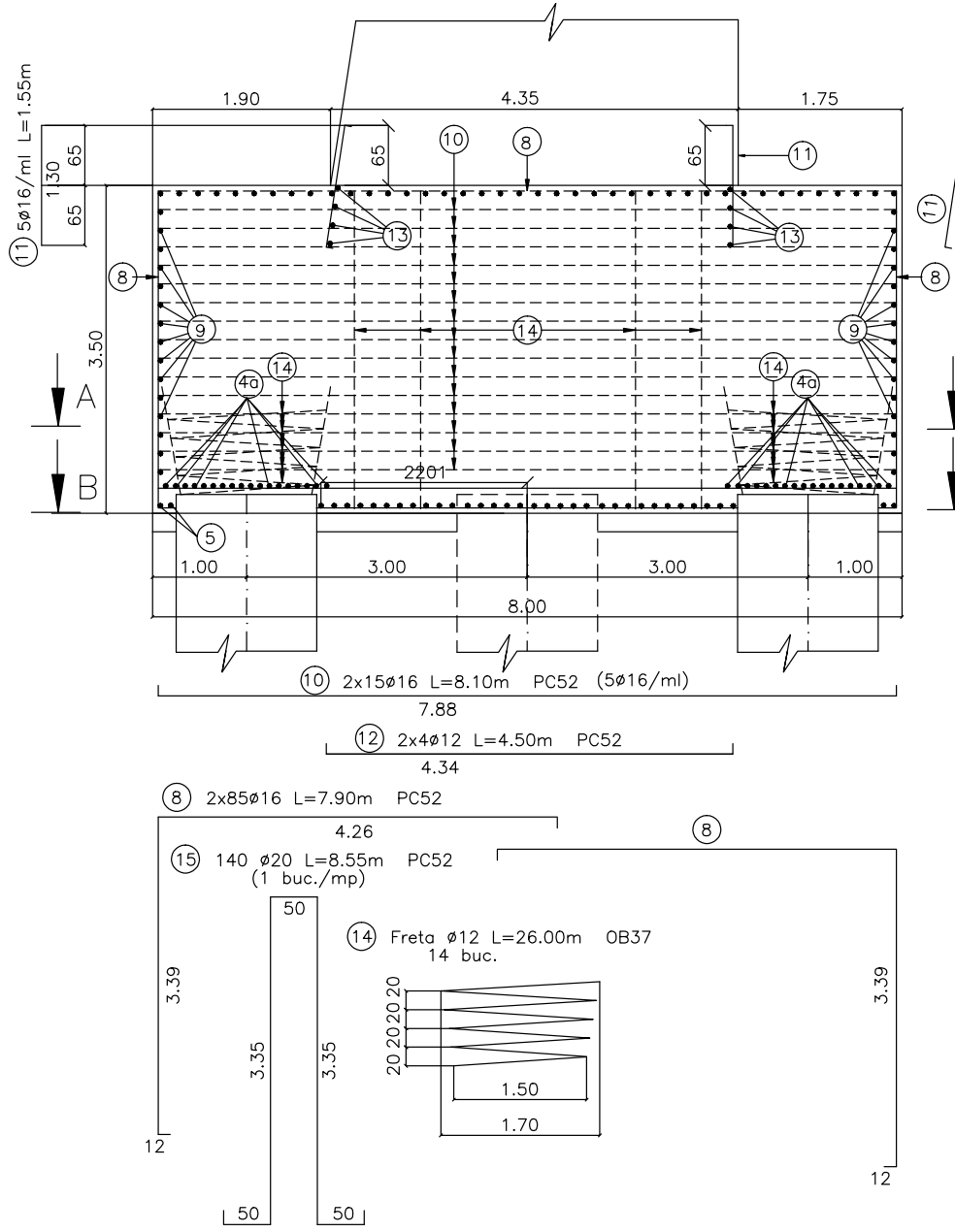
1.90
4.35
1.75
⑪ 5ø16/ml L=1.55m
65
130
65
65
65
⑩
⑧
⑪
⑬
⑬
⑧
⑧
⑨
⑭
⑨
3.50
⑭
4a
⑭
4a
A
B
A
B
2201
⑤
1.00
3.00
3.00
1.00
8.00
⑩ 2x15ø16 L=8.10m PC52 (5ø16/ml)
7.88
⑫ 2x4ø12 L=4.50m PC52
4.34
⑧ 2x85ø16 L=7.90m PC52
4.26
⑧
⑮ 140 ø20 L=8.55m PC52
(1 buc./mp)
50
3.39
3.35
3.35
⑭ Freta ø12 L=26.00m OB37
14 buc.
20 20 20 20 20
1.50
1.70
3.39
12
12
50
50

SECTIUNE D-D

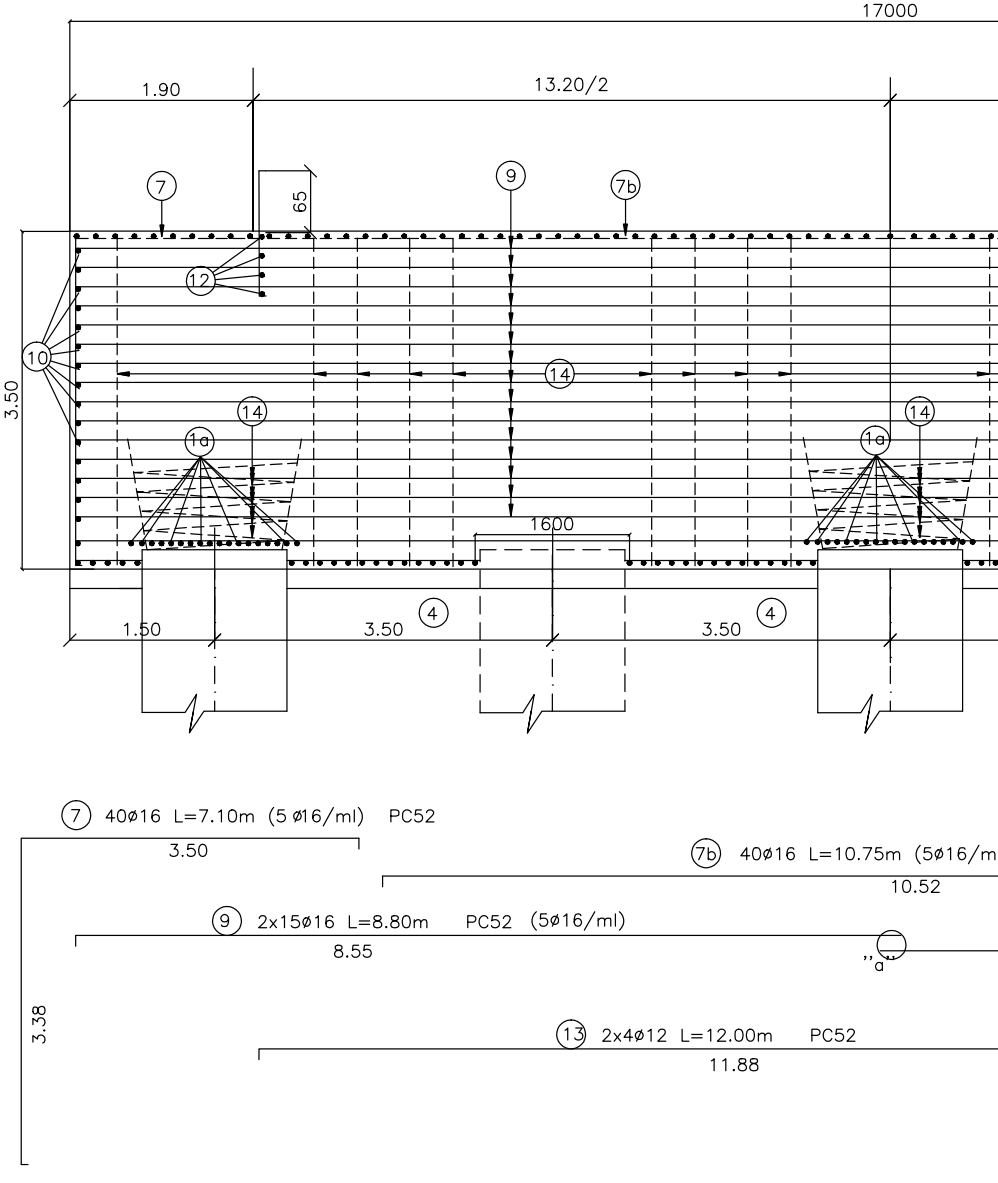
17000
1.90
13.20/2
⑦
65
⑨
7b
⑫
⑩
⑭
3.50
⑭
1a
⑭
1a
1600
1.50
3.50
④
3.50
④
⑦ 40ø16 L=7.10m (5 ø16/ml) PC52
3.50
7b 40ø16 L=10.75m (5ø16/m
10.52
⑨ 2x15ø16 L=8.80m PC52 (5ø16/ml)
8.55
"a"
3.38
⑬ 2x4ø12 L=12.00m PC52
11.88

PRODUCED BY AN AUTODESK EDU

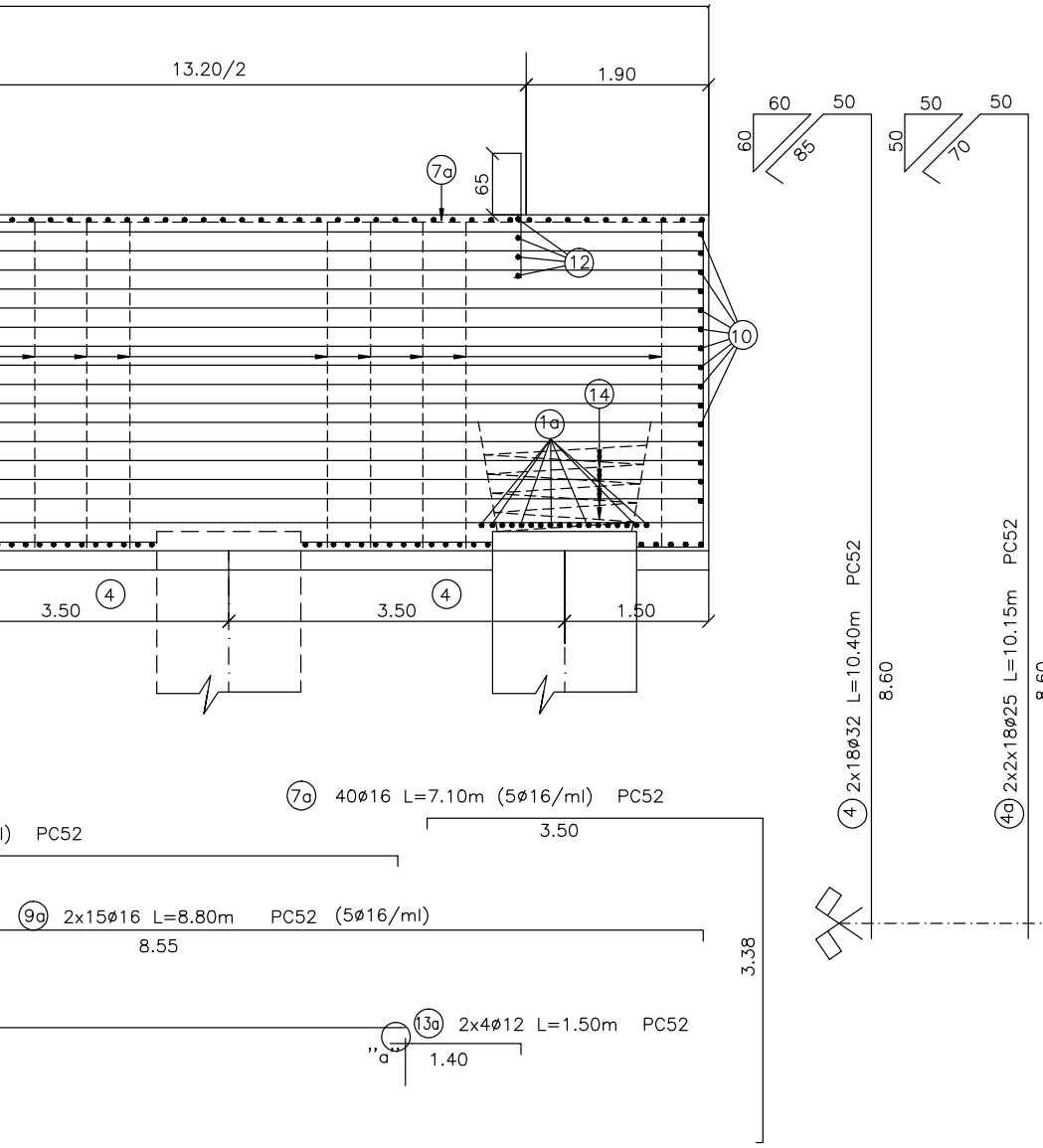
13.20/2
1.90
7a
65
12
10
14
1a
3.50
4
3.50
4
1.50
60
50
60
85
50
50
50
70
4 2x18ø32 L=10.40m PC52
8.60
4a 2x2x18ø25 L=10.15m PC52
8.60
7a 40ø16 L=7.10m (5ø16/ml) PC52
3.50
l) PC52
9a 2x15ø16 L=8.80m PC52 (5ø16/ml)
8.55
3.38
13a 2x4ø12 L=1.50m PC52
"a"
1.40

SECTIUNE A-A

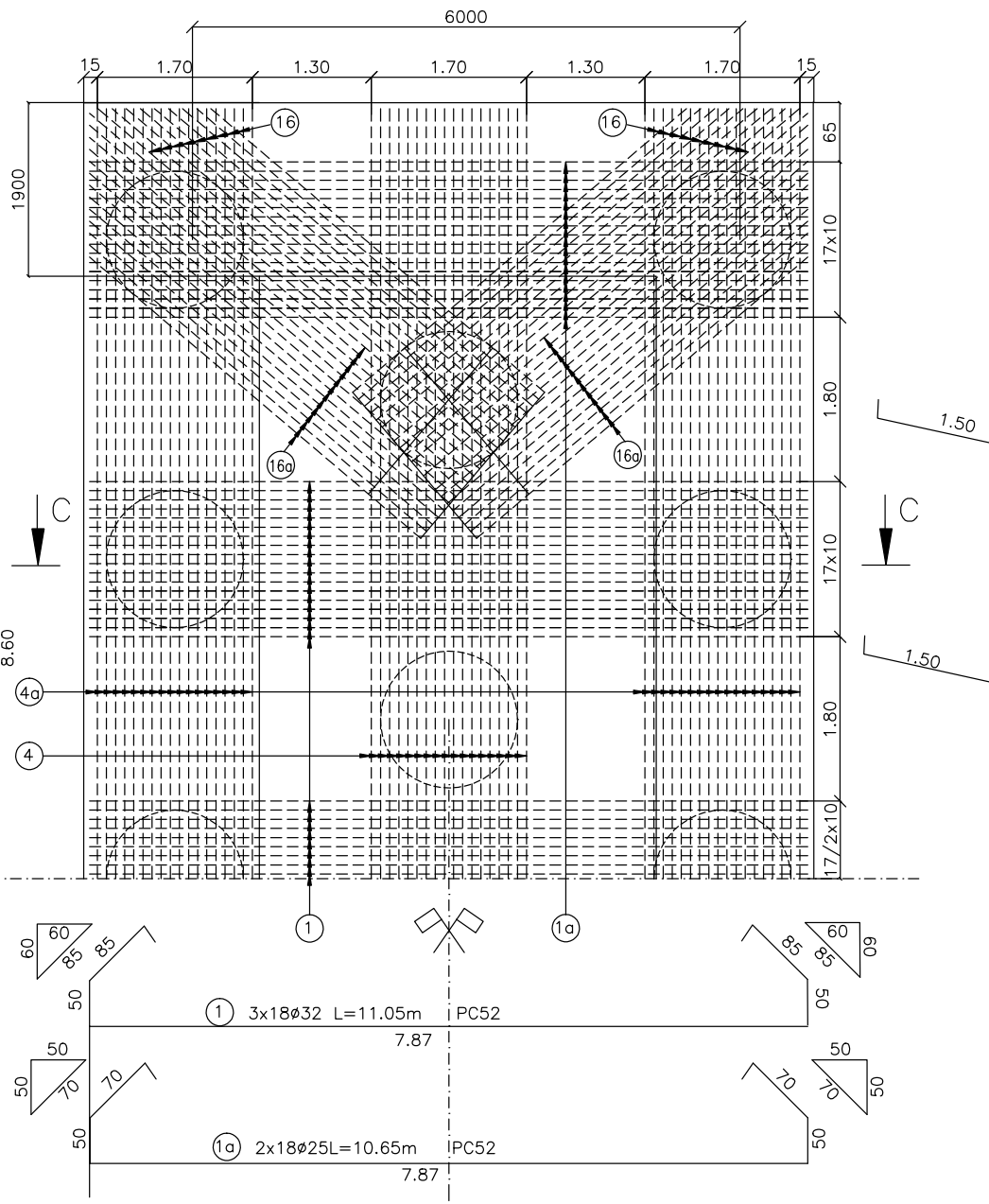
6000
15
1.70
1.30
1.70
1.30
1.70
15
16
16
65
1900
17x10
1.80
16a
16a
1.50
C
C
17x10
1.50
4a
4
1.80
17/2x10
1
1a
60
60
85
85
50
60
60
85
85
50
1 3x18ø32 L=11.05m PC52
7.87
50
50
70
70
50
50
50
70
70
50
1a 2x18ø25L=10.65m PC52
7.87

ODESK EDUCATIONAL PRODUCT

CATIONAL PRODUCT

SECTIUNE B–B

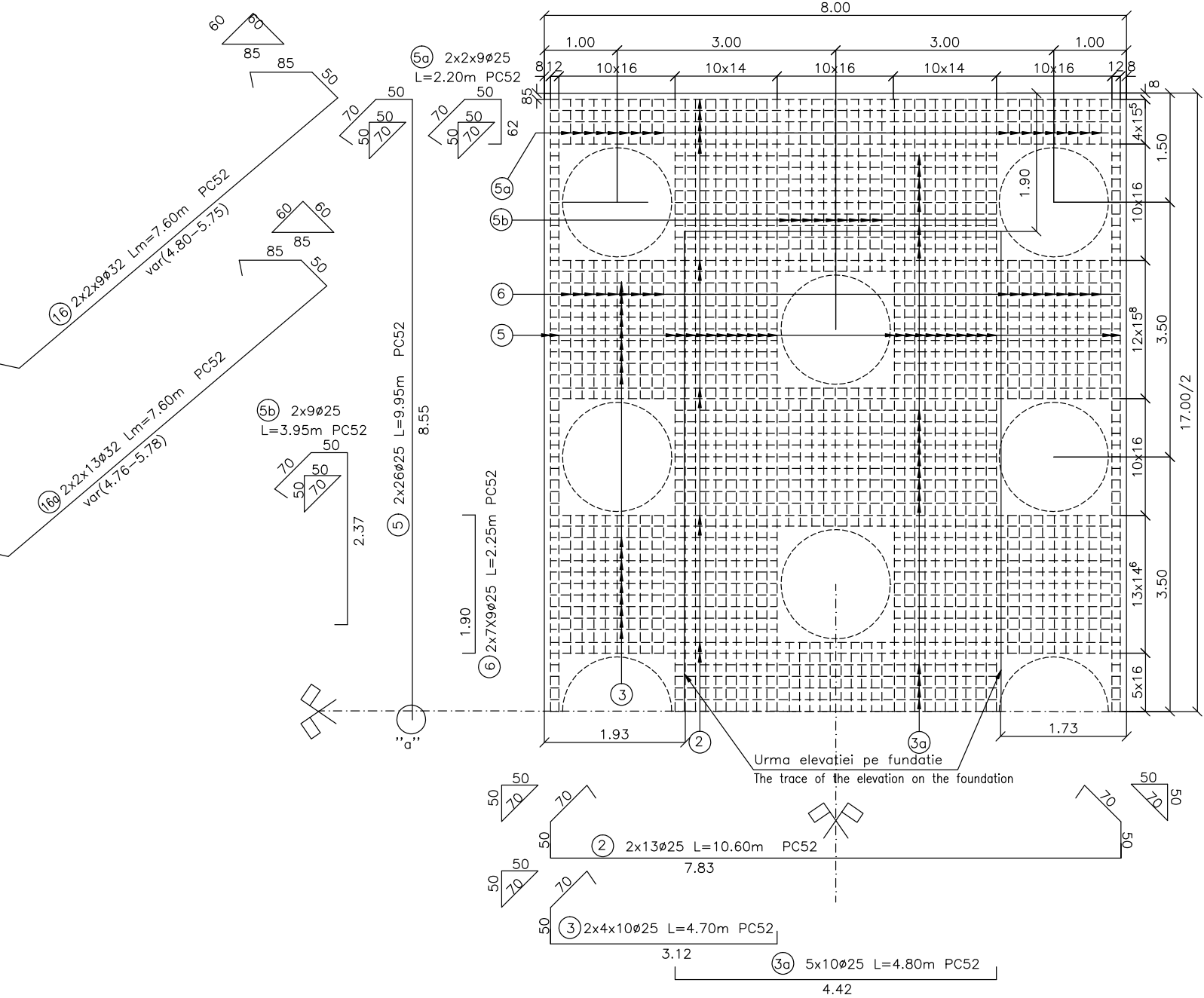
8.00
1.00
3.00
3.00
1.00
8
12
10x16
10x14
10x16
10x14
10x16
12
8
85
8
4x15^5
1.50
10x16
12x15^8
3.50
17.00/2
10x16
13x14^6
3.50
5x16
1.90
⑤a
⑤b
⑥
⑤
③
②
③a
1.93
1.73
"a"
Urma elevatiei pe fundatie
The trace of the elevation on the foundation
⑤a 2x2x9ø25
L=2.20m PC52
50
70
50
50
70
62
⑤b 2x9ø25
L=3.95m PC52
50
70
50
50
70
2.37
⑤ 2x26ø25 L=9.95m PC52
8.55
50
⑥ 2x7X9ø25 L=2.25m PC52
1.90
60
60
85
85
50
⑯ 2x2x9ø32 Lm=7.60m PC52
var(4.80–5.75)
60
60
85
85
50
⑯a 2x2x13ø32 Lm=7.60m PC52
var(4.76–5.78)
50
70
70
50
② 2x13ø25 L=10.60m PC52
7.83
50
70
70
50
50
50
70
70
50
③ 2x4x10ø25 L=4.70m PC52
3.12
③a 5x10ø25 L=4.80m PC52
4.42

MASURATOAREA OTELULUI BETON NECESAR PENTRU ARMAREA RADIERULUI

M	Ø	B	L(m)	OB 37	PC52				
				S 255 Ø12	S355 Ø12	S 345 Ø16	Ø20	Ø25	S 335 Ø32
1	32	54	11.05						596.70
1a	25	36	10.65					383.40	
2	25	26	10.60					275.60	
3	25	80	4.70					376.00	
3a	25	50	4.80					240.00	
4	32	36	10.40						374.40
4a	25	72	10.15					730.80	
5	25	52	9.95					517.40	
5a	25	36	2.20					79.20	
5b	25	18	3.95					71.10	
6	25	126	2.25					283.50	
7	16	40	7.10			284.00			
7a	16	40	7.10			284.00			
7b	16	40	10.75			430.00			
8	16	170	7.90			1343.00			
9	16	30	8.80			264.00			
9a	16	30	8.80			264.00			
10	16	30	8.10			243.00			
11	16	110	1.55			170.50			
12	12	8	4.50		36.00				
13	12	8	12.00		96.00				
13a	12	8	1.50		12.00				
14	12	14	26.00	364.00					
15	20	140	8.55				1197.00		
16	32	36	7.60						273.60
16a	32	52	7.60						395.20
LUNGIMI/Ø				364.00	144.00	3282.50	1197.00	2957.00	1639.90
GREUTATI/ML (kg)				0.888	0.888	1.578	2.466	3.853	6.313
GREUTATI/Ø				323	128	5180	2952	11393	10353
GREUTATI PE TIP DE OTEL				323	30006				
GREUTATI TOTALE				30329					
Sudura 2%.(kg)				606.57401					
Pierderi 5%.(kg)				1516.435					
TOTAL GENERAL(kg)				32500kg					

PENTRU 2 RADIERE: 2x32500kg =65000kg

PRODUCED BY AN AUT

NOTA

1.Prezentul plan s-a intocmit in conformitate cu planul de cofraj.
2.Innadirea barelor prin sudura, se va face in
3.Armarea coloanelor este cuprinsa in planul EA5101E08BCPV01520120
4.Betonul din radier se va turna prin pompare.
5.La punerea in opera a betonului turnat prin pompare se vor lua toate masurile in asa fel incat:
-procesul de pompare sa se desfasoare continuu fara intreruperi;
-turnarea sa se faca in 3(trei) puncte si sa dureze max 6 ore;
-inaltimea libera de cadere a betonului sa fie de max 0.5m;
-betonul se va turna in straturi de max. 40cm grosime, pentru a permite o buna vibrare.
-betonul sa fie bine compactat prin vibrare.

NOTE:

1.This drawing was drawn up according to the shuttering plan
2.The bars will be joined by welding according to "Norm C28 - 83".
3.The column reinforcing can be found in drawing EA5101E08BCPV01520120. The concrete in the raft will be cast by pumping.
4.During pumped concrete placement, all measures will be taken so that:
-the pumping process will be continuous, without any interruption;
-the concrete will be cast in 3 (three) points and will last max. 6 hours;
-the free falling height of concrete will be max. 0.5m;
-the concrete will be cast in max. 40 cm thick layers to allow good vibration;
-the concrete will be well-compacted by vibration.

DETALIUL "a"
INADIREA BARELOR DIN OTEL PC 52 PRIN SUDARE MANUALA CU ARC ELECTRIC

Sc. 1:5

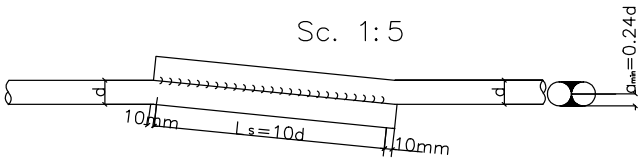
d
d
a_{min}=0.24d
10mm
Ls=10d
10mm

Innadire prin suprapunere, cusatura pe ambele parti cu cusatura de racordare la barele necoaxiale ø>20, conf. C28/83.

Se interzice copierea, difuzarea, imprumutarea sau utilizarea in alte scopuri, fara permisiunea Arex Lider Company ca proprietar al desenului.
This drawing is forbidden to be copied, lent or used in other purposes than those previously approved by Arex Lider Company as its owner.

D					
C					
B					
A					
Indice Index	Data Date	Modificare Modification/Revision	Proiectant Designer	Aprobat Consultant Approved Consultant	Aprobat CFR Approved CFR

GUVERNUL ROMANIEI
ROMANIAN GOVERNMENT

PROIECT FINANTAT DE UNIUNEA EURC
EUROPEAN UNION FINANCED P

C.N.C.F. "C.F.R." - S.A.

CLIENT / CLIENT

ITALFERR
GRUPPO FERROVIE DELLO STATO
Joint Venture leader

Scott Wilson

OBERMEYER
PLANEN + BERATEN GmbH

TECNIC
Consulting Engineers

CONSULTANT / CONSULTANT			Data Date	Semnătură Signature
Aprobat Approved	Şef proiect Project manager	R. Liuzza	03.2012	
Aprobat Approved	Coordonator Secţiune 1 Section 1 Coordinator	C. Gambelli	03.2012	
Verificat Checked	Expert Cheie Checking Expert	V. Kallidromitis	03.2012	VK

SUBCONTRACTANT / SUBCONTRACTOR

AREX Lider COMPANY

Aprobat Approved	Responsabil Subconsultant Subconsultant Responsible	A.Stanciu - Dinulescu	03.2012	
Întocmit Elaborated	Proiectant Designer	Maria Campan	03.2012	

Reabilitarea liniei de cale ferata Braşov - Simeria, parte componentă a coridorului IV Pan European, pentru circulaţia trenurilor cu viteza maximă de 160 km/h,
Tronsonul : Braşov - Sighişoara
Rehabilitation of the railway line Braşov - Simeria, component Part of the IV Pan-European Corridor, for the trains circulation with maximum speed of 160 km/h,
Section : Braşov - Sighişoara

Proiect/Project
2004/RO/16/P/PA/003

Faza / Phase:
D.E. / E.D.

Denumire desen / Drawing Title : INTERVAL / SECTION FELDIOARA - APATA

Viaduct Km 201+571.960 D= 5x45.00m

Plan armare radier culei /
Plan for abutments raft reinforcement

Codificare / Codification System	Scara / Scale 1:50	LOT / LOT	Nr. / No 01 / 01

E A 5 1 | 0 1 | E | 0 8 | B C | P V | 0 1 | 5 | 2 | 0 1 4 | 0

297x1730

PRODUCED BY AN AUTODESK EDUCATIONAL PRODUCT